



**THE STATE COMMITTEE OF THE REPUBLIC OF
UZBEKISTAN ON STATISTICS**

**THE MAIN STATISTICAL INDICATORS OF HIGHER
EDUCATION ACTIVITIES IN THE REPUBLIC OF UZBEKISTAN**
(for the 2021/2022 academic year)



The system of higher education in the Republic of Uzbekistan

The modern world is an era of innovation, in which it is unlikely that you will be able to build a career, find a job and achieve significant success without an appropriate education. And this is well understood by young people: today more than a billion students are educated in universities around the world. This number also includes students from Uzbekistan.

In Uzbekistan, everyone is guaranteed equal rights to education, regardless of gender, language, age, race, nationality, beliefs, attitude to religion, social origin, occupation, social status, place of residence, duration of residence in the territory of the republic.

As the President of the Republic of Uzbekistan Sh. Mirziyoyev noted, at present, young people are striving to enter the most prestigious universities, but there is no competition among universities for attracting educated and talented youth. In this regard, **a system will be introduced to provide private universities with state orders for the training of specialists in demand.** 30 leading universities of the country will have the right to independently develop curricula, determine admission quotas and resolve financial issues.

Higher education in the Republic of Uzbekistan is an independent type of continuous education system and is carried out in higher educational institutions on the basis of general secondary and secondary specialized, vocational education in accordance with the laws of the republic.

The higher education system consists of:

- state and non-state higher educational organizations that implement curricula and programs of disciplines in accordance with state educational standards for areas and specialties of higher education;
- scientific and pedagogical institutions that carry out research work on the legal and scientific and methodological support of higher education;
- authorized state bodies for the management of higher education, as well as enterprises, institutions and organizations subordinate to them.

HIGHER EDUCATION IN THE REPUBLIC OF UZBEKISTAN

A **bachelor's** degree is a basic higher education that provides in-depth knowledge, skills and abilities in one of the areas of higher education, with a duration of study of at least three years. At the end of the program, the state commission awards graduates the qualification "bachelor" according to the profile of training and issues a diploma of the established form.

Master's degree is a higher education in a specific specialty on the basis of a corresponding bachelor's degree with a duration of study of at least one year. Upon graduation, graduates receive a diploma and a master's degree in a particular specialty.

The following types of higher educational institutions are established in the Republic of Uzbekistan: university, academy, institute (higher educational institutions equated to them).

University – offers programs of higher education or postgraduate training in the widest range of specialties.

Academy – is engaged in the implementation of pedagogical programs of higher and post-institutional education in certain scientific fields and areas.

Institute – works in the field of implementation of curricula of higher education and postgraduate training in certain areas and levels within the boundaries of a particular branch of knowledge.

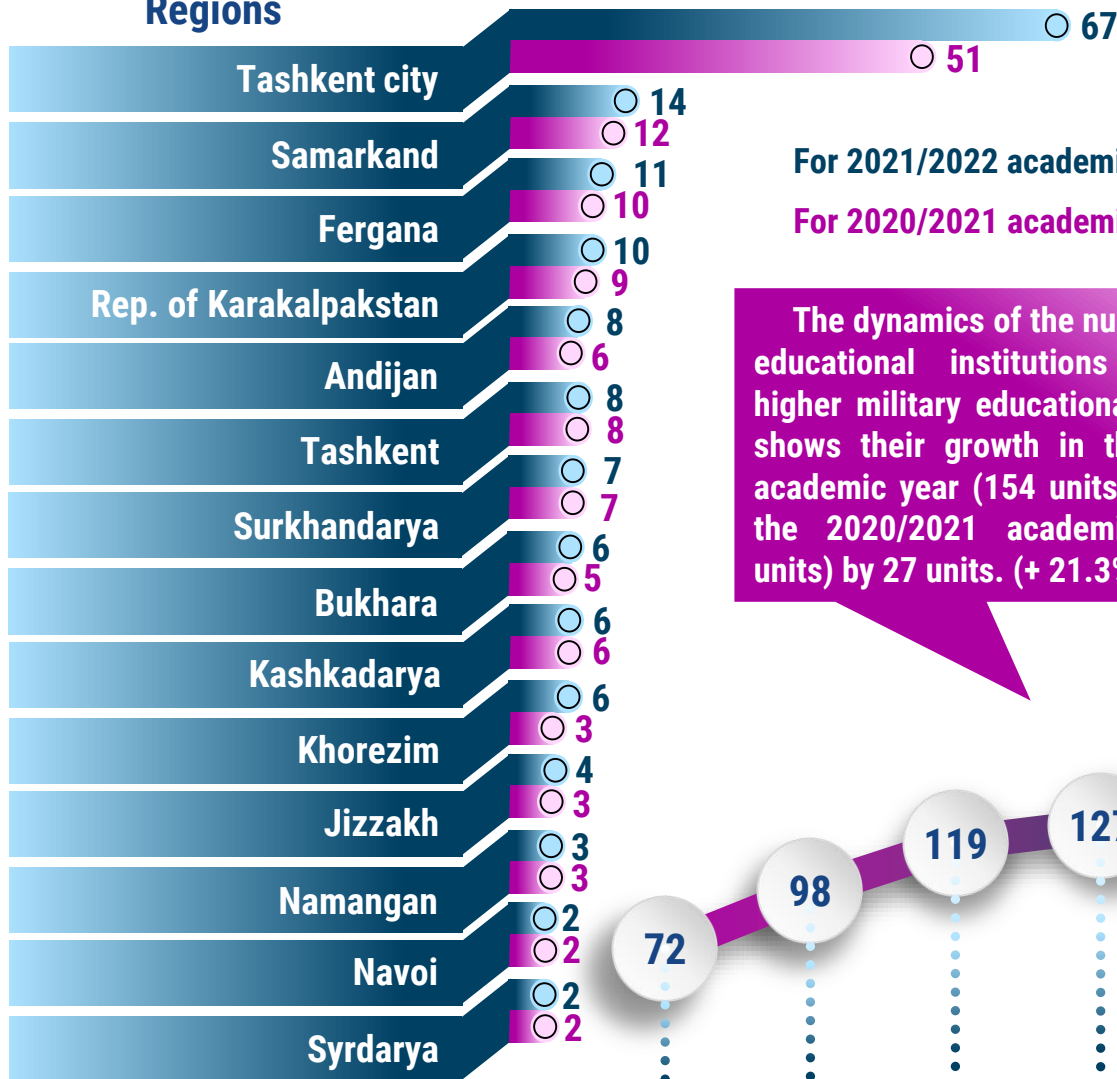


HIGHER EDUCATION IN THE REPUBLIC OF UZBEKISTAN

Number of higher educational organizations

(at the beginning of the academic year, units)


Regions



For 2021/2022 academic year

For 2020/2021 academic year

The dynamics of the number of higher educational institutions (except for higher military educational institutions) shows their growth in the 2021/2022 academic year (154 units) compared to the 2020/2021 academic year (127 units) by 27 units. (+ 21.3%).




For 2021/2022
academiy year

Institute – 68

Universities – 78

Academiy – 8

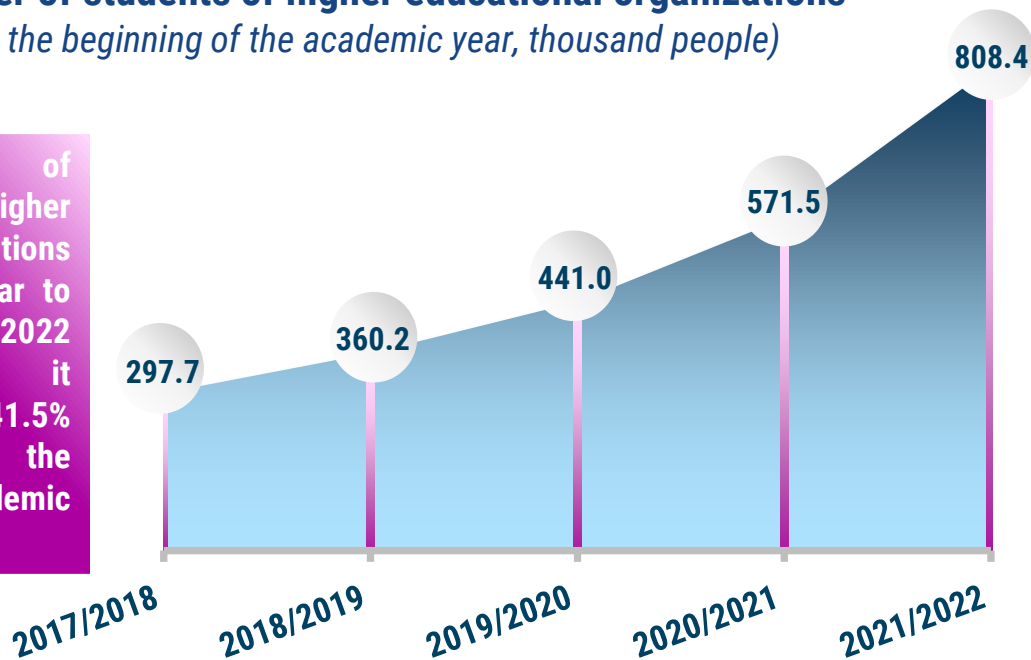


HIGHER EDUCATION IN THE REPUBLIC OF UZBEKISTAN

Number of students of higher educational organizations

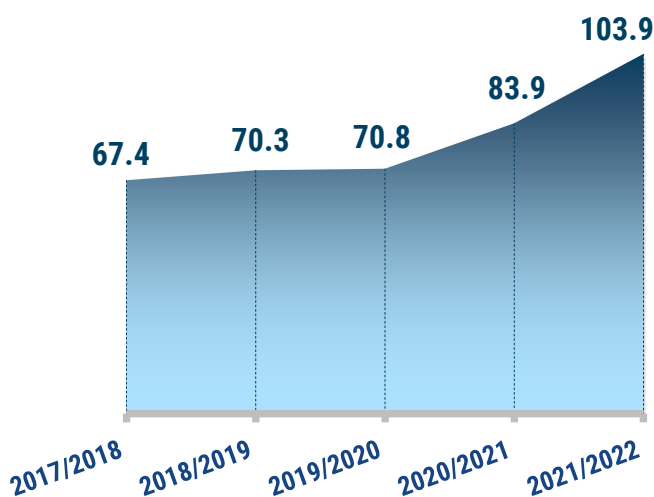
(at the beginning of the academic year, thousand people)

The number of students of higher educational organizations is growing from year to year. In the 2021/2022 academic year, it increased by 41.5% compared to the 2020/2021 academic year.



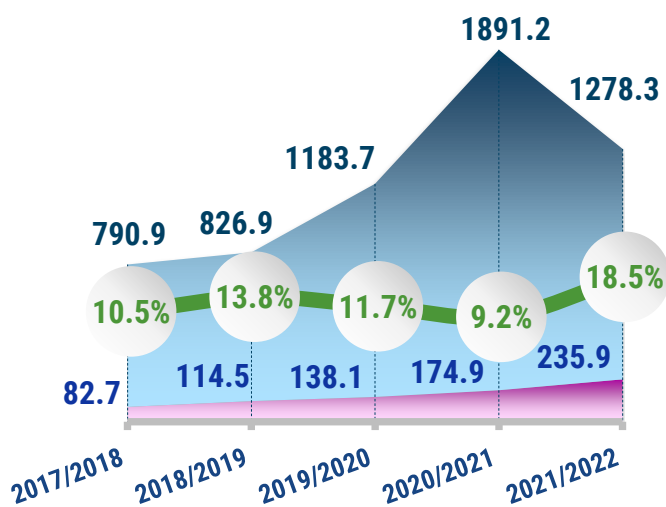
Graduation of specialists by higher educational organizations

(at the beginning of the academic year, thousand people)



The results of admission to higher educational organizations

(at the beginning of the academic year, thousand people)

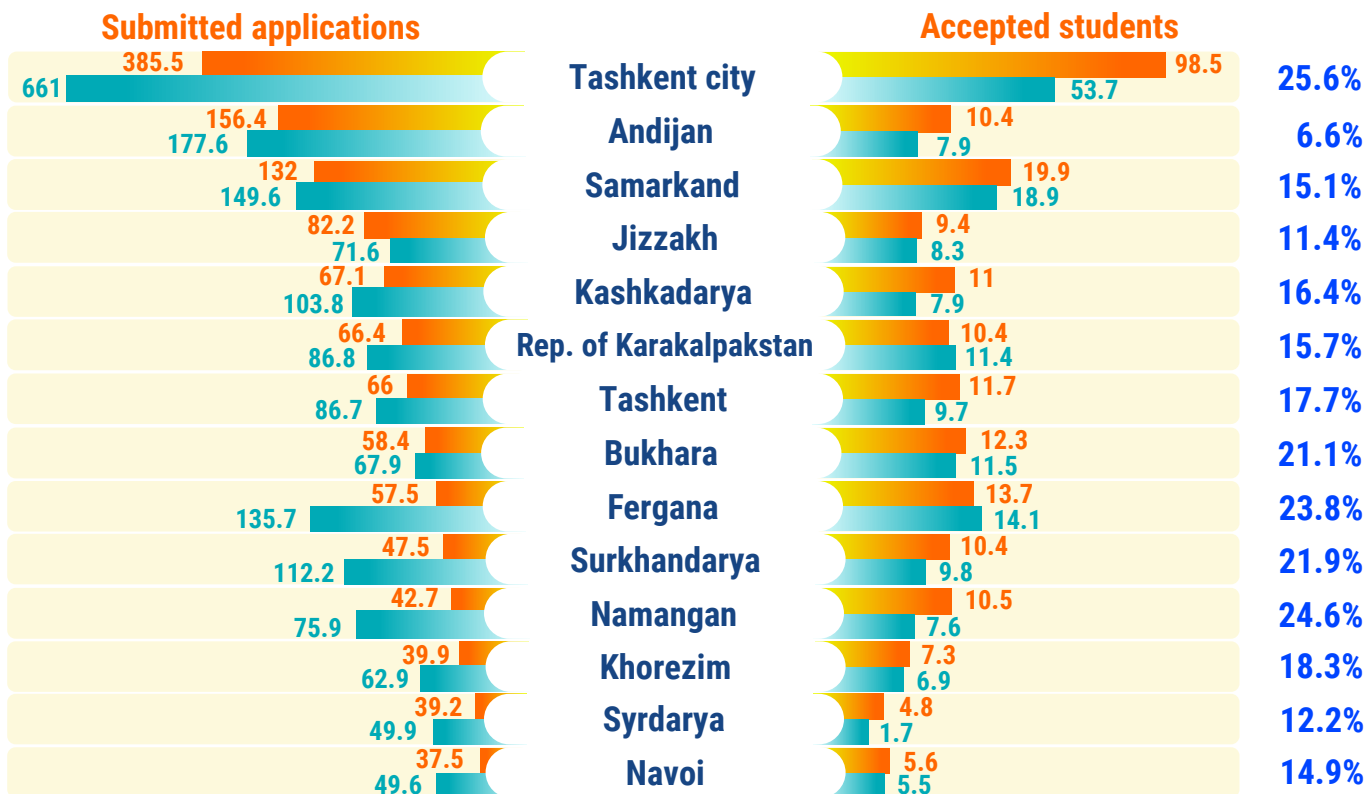


Accepted students Submitted applications
(percentage of accepted students to those who applied)

HIGHER EDUCATION IN THE REPUBLIC OF UZBEKISTAN


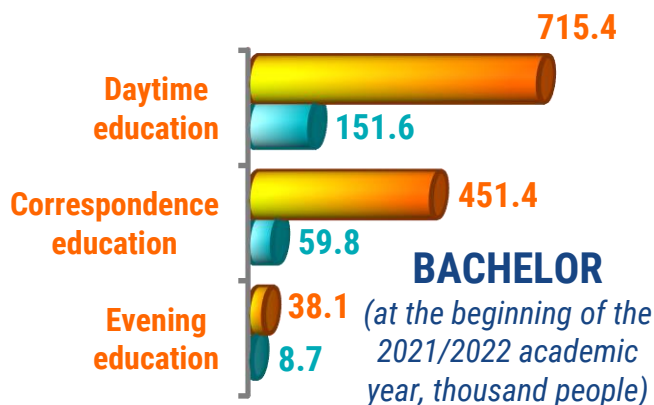
The results of admission to higher educational organizations by regions and levels of education

(at the beginning of the academic year, thousand people)



❖ 2021/2022 academic year
❖ 2020/2021 academic year

❖ percentage of accepted students to those who applied for the (2021/2022 academic year) 69.7



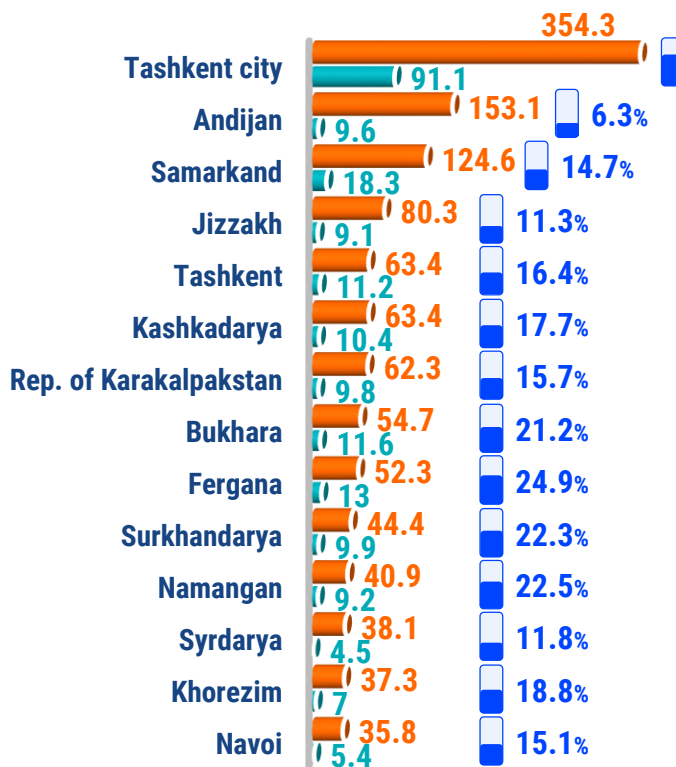
❖ Submitted applications
❖ Accepted students

HIGHER EDUCATION IN THE REPUBLIC OF UZBEKISTAN

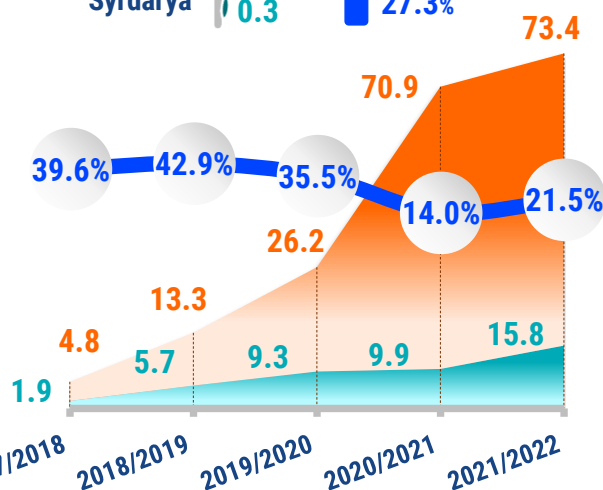
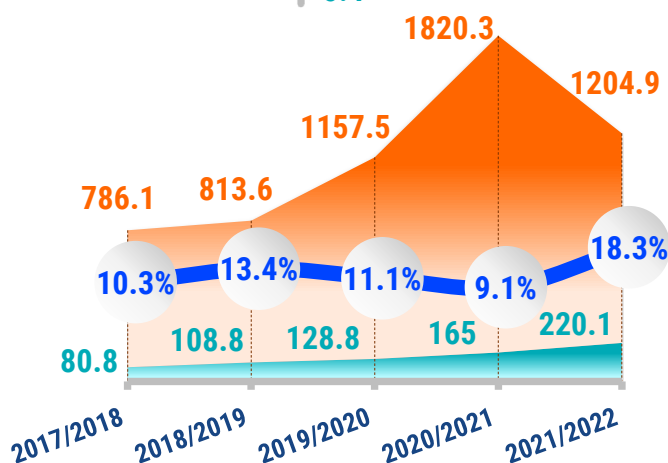
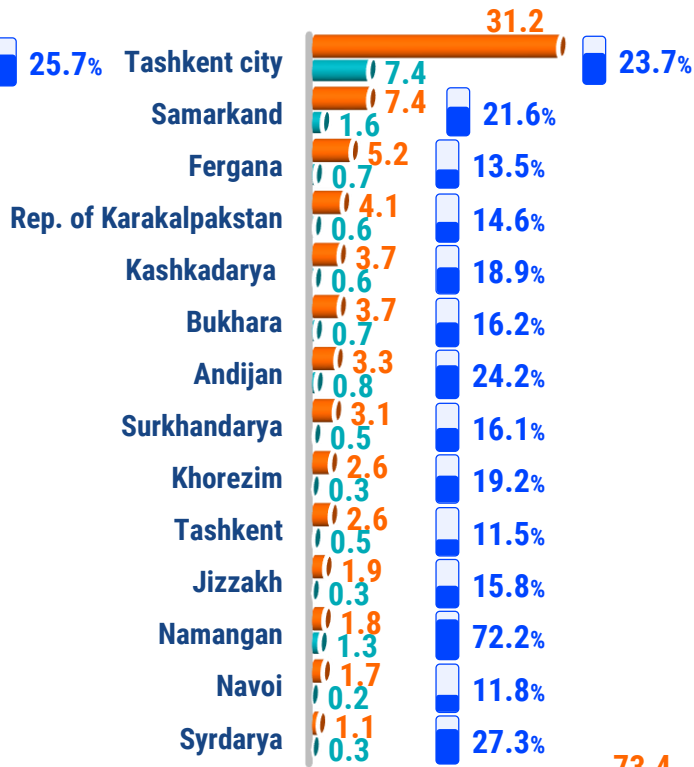
The results of admission to higher educational organizations by level of education

(at the beginning of the academic year, thousand people)

BACHELOR



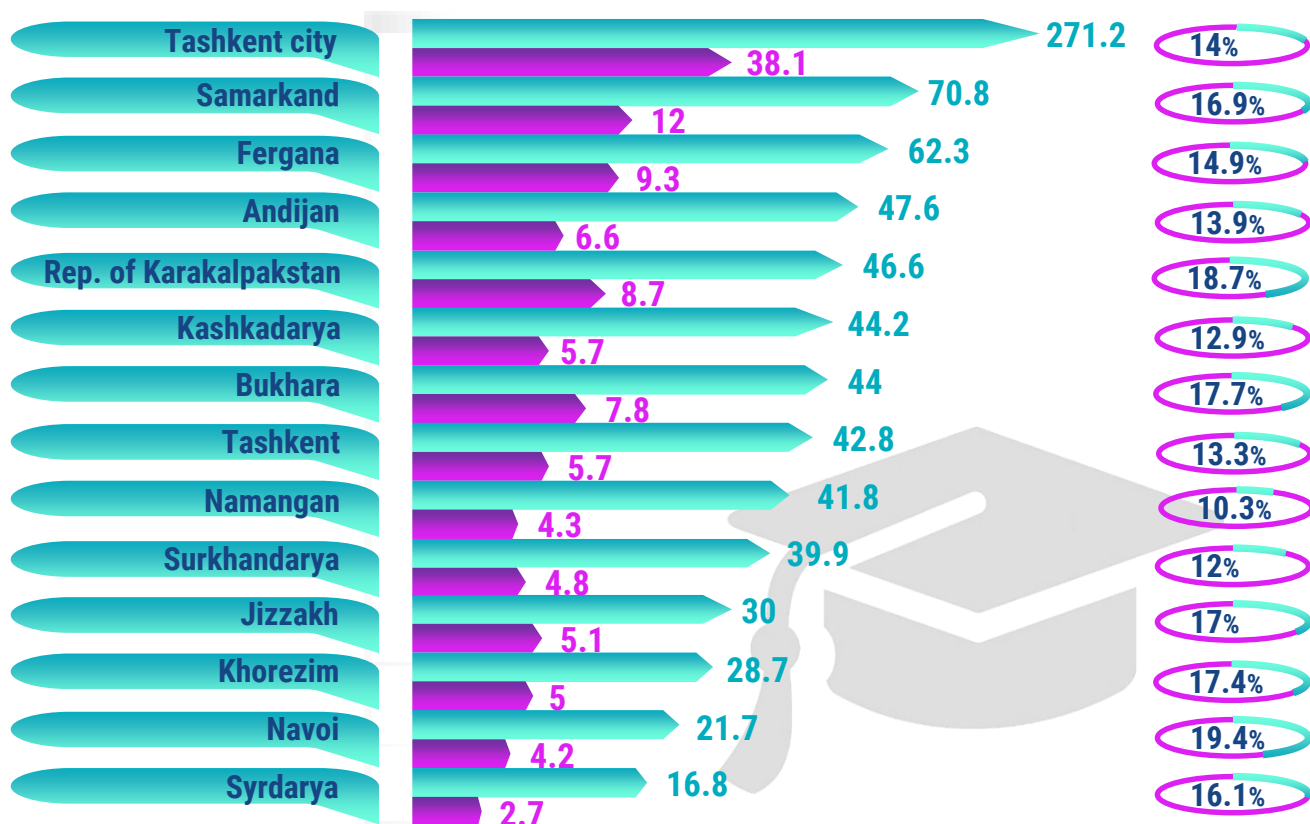
MASTER



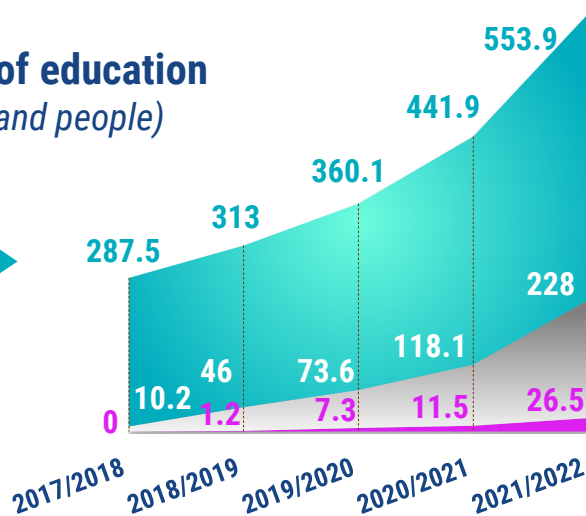
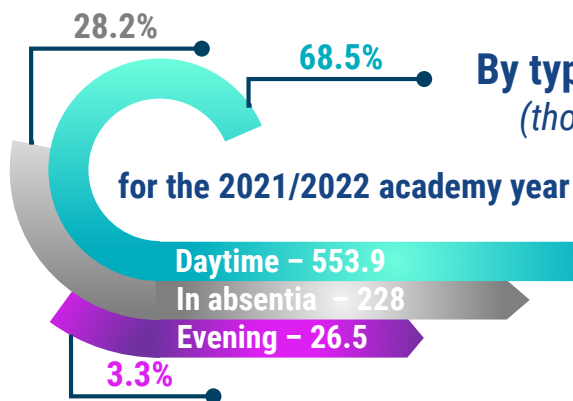
- ❖ Submitted applications
- ❖ Accepted students
- ❖ Percentage of accepted students to those who applied
(for the 2021/2022 academic year)

HIGHER EDUCATION IN THE REPUBLIC OF UZBEKISTAN

Number of students of higher educational institutions by regions (at the beginning of the 2021/2022 academic year, thousand people)

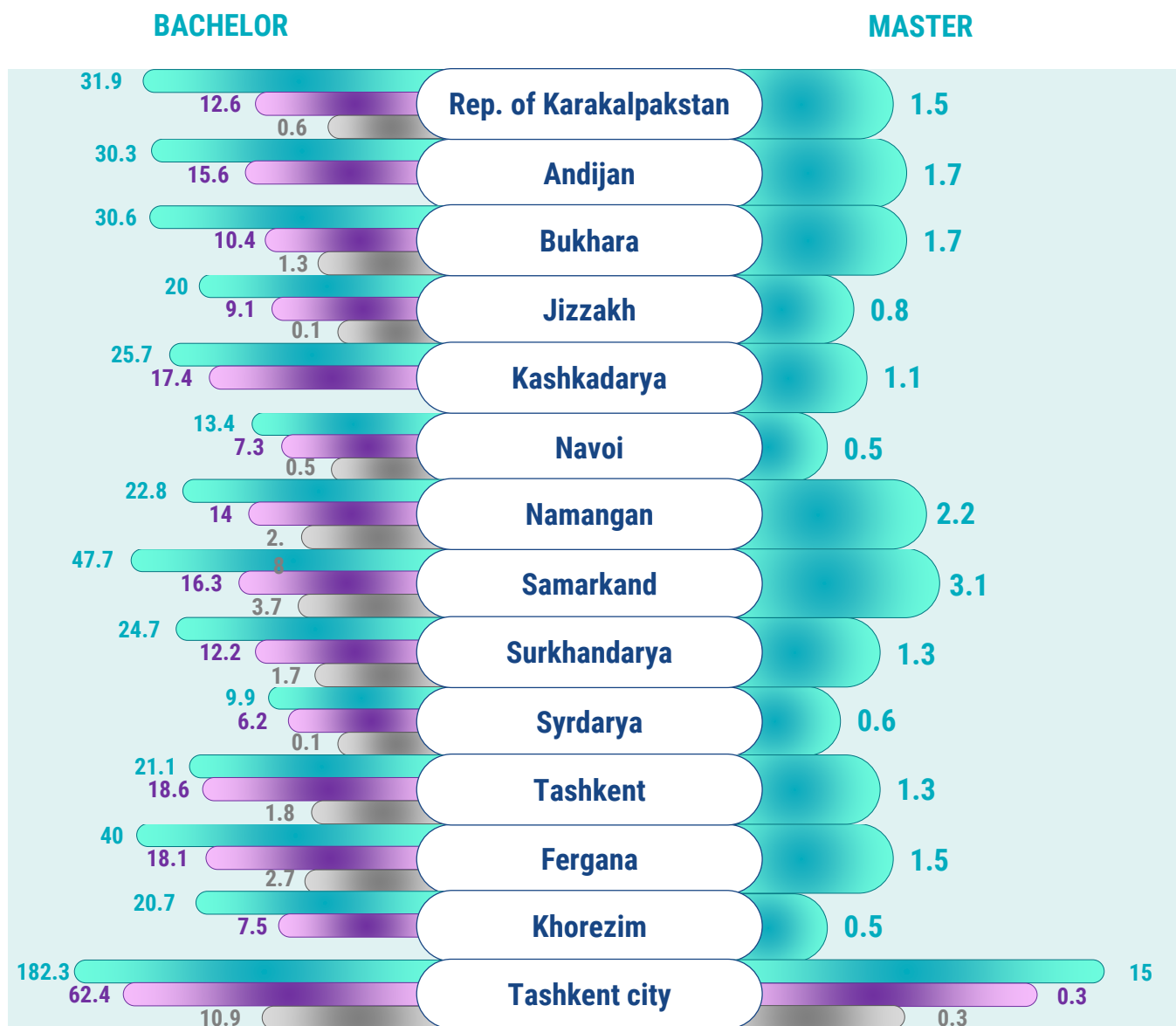


- ❖ total number of students
- ❖ students on a government grant
- ❖ percentage of students studying on a state grant to the number of students



HIGHER EDUCATION IN THE REPUBLIC OF UZBEKISTAN

**Number of students of higher educational institutions
by regions, types and levels of education**
(at the beginning of the 2021/2022 academic year, thousand people)



❖ Daytime education

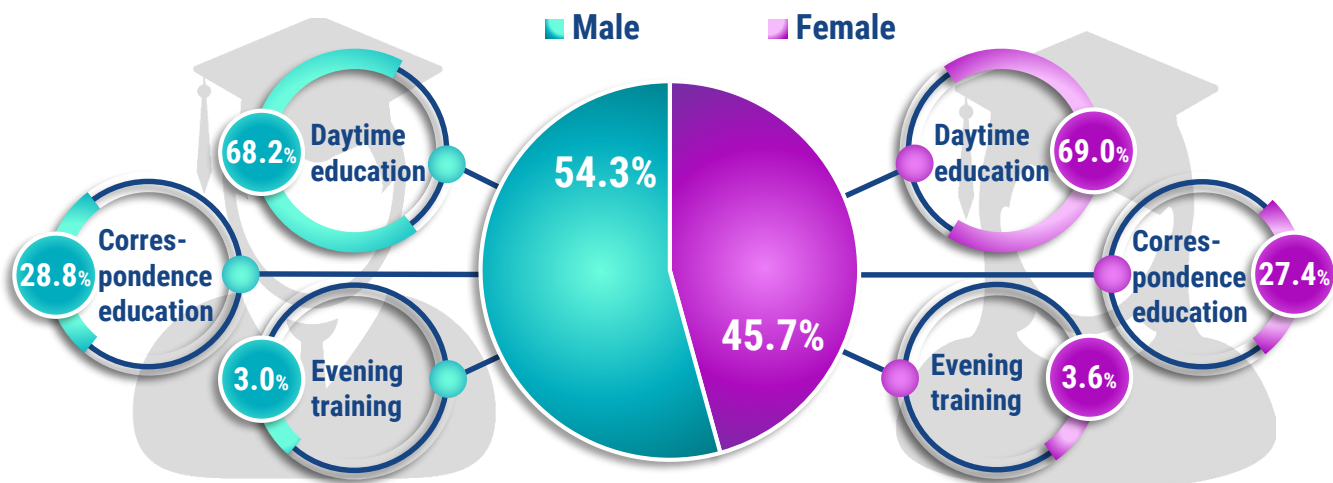
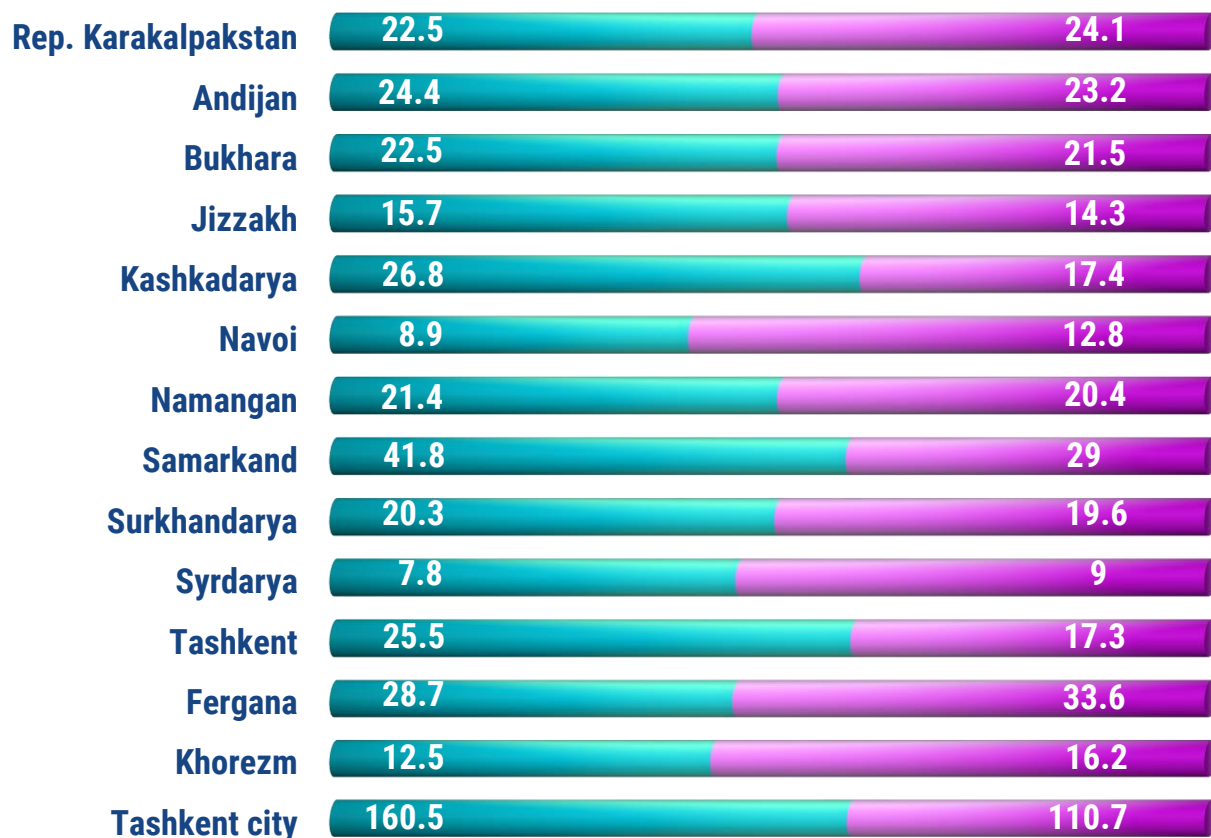
❖ Correspondence education

❖ Evening education

HIGHER EDUCATION IN THE REPUBLIC OF UZBEKISTAN

Gender distribution of students of higher educational institutions by regions and types of education


(at the beginning of the 2021/2022 academic year, thousand people)



HIGHER EDUCATION IN THE REPUBLIC OF UZBEKISTAN

Gender distribution of students of higher educational institutions by regions and levels of education

(at the beginning of the 2021/2022 academic year, thousand people)



Total for 2021/2022 academic year

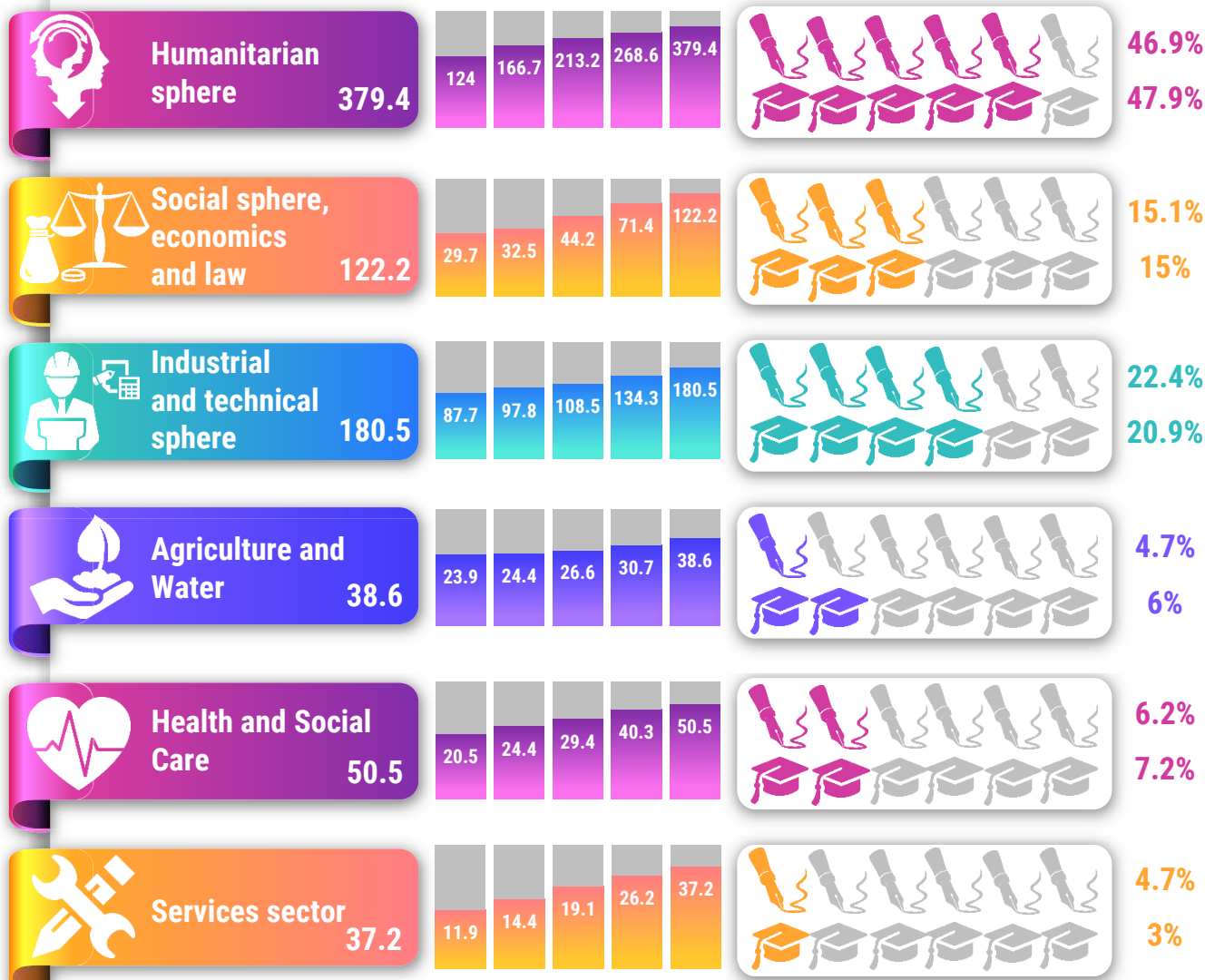


❖ Male ❖ Female

HIGHER EDUCATION IN THE REPUBLIC OF UZBEKISTAN

Distribution of students of higher educational institutions by areas of knowledge and levels of education

(at the beginning of the 2021/2022 academic year, thousand people)



2017/2018
2018/2019
2019/2020
2020/2021
2021/2022



HIGHER EDUCATION IN THE REPUBLIC OF UZBEKISTAN

Distribution of students of higher educational institutions by areas of knowledge

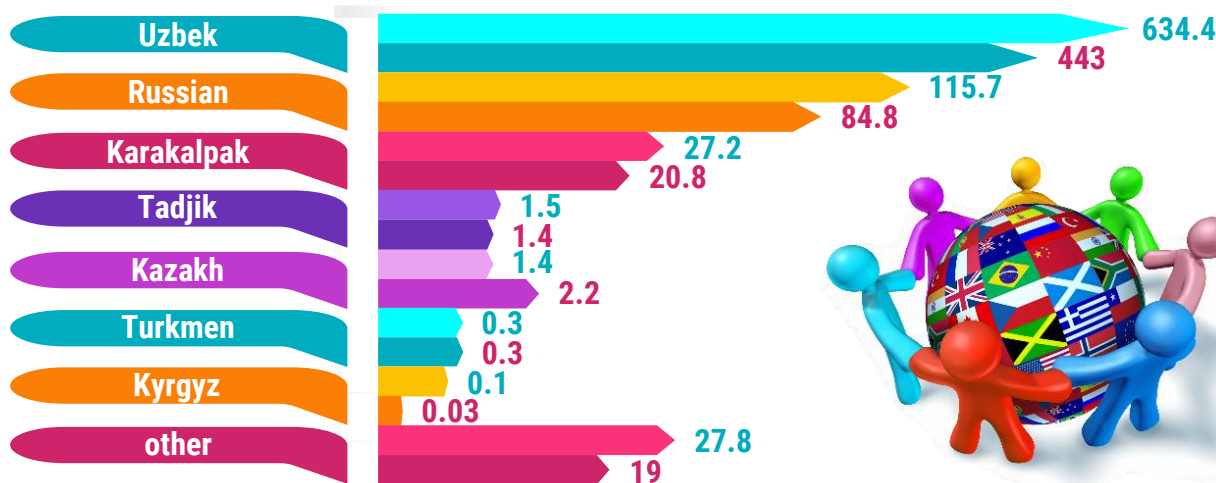
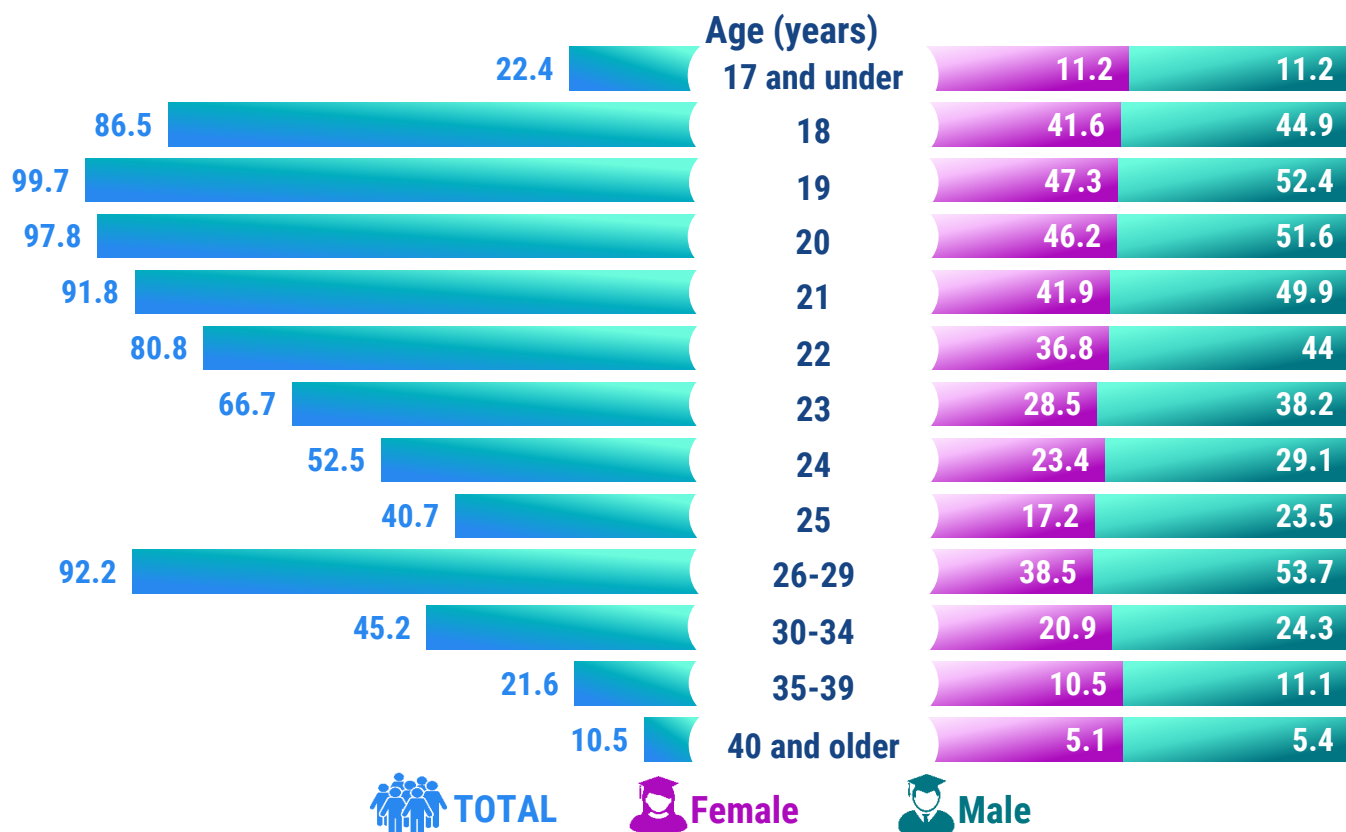
(at the beginning of the academic year, thousand people)

	2017/ 2018	2018/ 2019	2019/ 2020	2020/ 2021	2021/ 2022
Humanitarian sphere	124.0	166.7	213.2	268.6	379.4
pedagogy	82.5	113.8	146.4	178.7	251.4
humanities	19.1	24.1	30.8	40.7	63.4
maths	4.7	6.3	8.1	10.8	14.8
natural Sciences	12.5	16.1	19.4	25.7	33.5
art	5.2	5.7	7.5	11.5	14.8
Islam studies		0.7	1.0	1.2	1.5
Social sphere, economics and law	29.7	32.5	44.2	71.4	122.2
sociology and psychology	1.6	2.1	3.9	7.4	11.9
journalism and information	0.9	1.1	1.6	2.6	4.4
Economy	24.1	25.4	33.6	54.2	95.1
the law	3.1	3.9	5.1	7.2	10.8
Industrial and technical sphere	87.7	97.8	108.5	134.3	180.5
engineering	30.2	33.8	36.9	43.1	61.1
production technology	25.9	27.2	29.0	38.4	51.4
computer technology and informatics	9.1	10.9	13.6	18.1	24.6
architecture and construction	17.0	19.3	21.6	26.0	33.0
communication, informatization and telecommunication technologies	5.5	6.6	7.4	8.7	10.4
Agriculture and water management	23.9	24.4	26.6	30.7	38.6
agriculture, forestry and fisheries	12.3	13.3	15.4	19.5	25.2
agricultural management	3.1	2.5	1.7		
agricultural machinery	2.6	2.4	2.5	2.8	3.0
veterinary medicine	1.2	1.6	2.1	3.3	4.7
irrigation and melioration	4.7	4.6	4.9	5.1	5.7
Health and welfare	20.5	24.4	29.4	40.3	50.5
healthcare	20.0	23.8	28.6	39.0	49.1
social Security	0.5	0.6	0.8	1.3	1.4
Services sector	11.9	14.4	19.1	26.2	37.2
service sector	8.4	10.2	13.7	17.4	26.8
Transport	1.3	1.6	2.1	4.7	4.4
environmental protection	1.7	2.0	2.2	2.8	3.6
life safety	0.5	0.6	1.1	1.3	2.4

HIGHER EDUCATION IN THE REPUBLIC OF UZBEKISTAN

Distribution of students of higher educational institutions by age and languages of instruction

(at the beginning of the 2021/2022 academic year, thousand people)

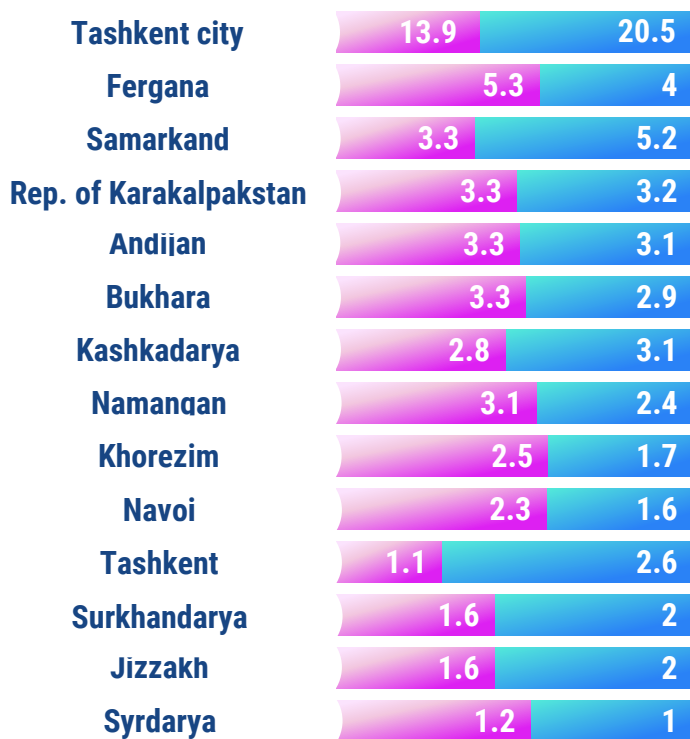
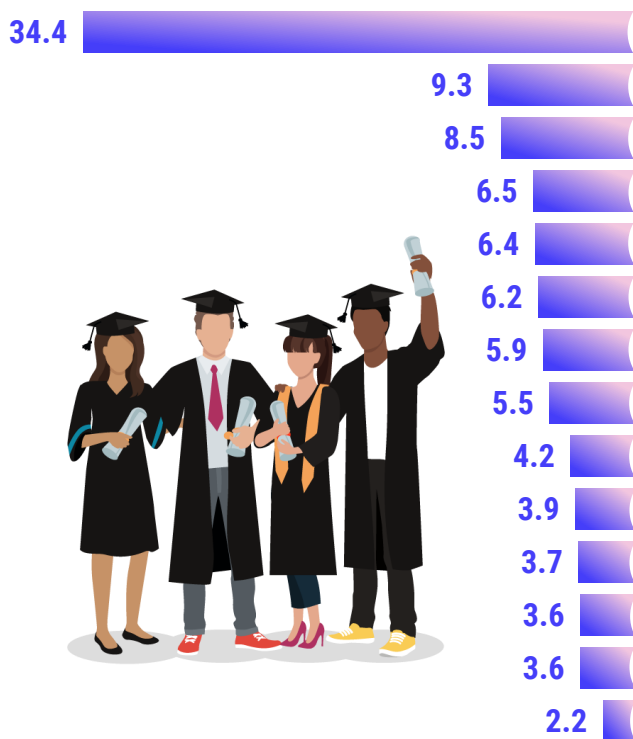


❖ 2021/2022 academy year
 ❖ 2020/2021 academy year

HIGHER EDUCATION IN THE REPUBLIC OF UZBEKISTAN

Number of graduates of higher educational institutions by region

(in 2021, thousand people)



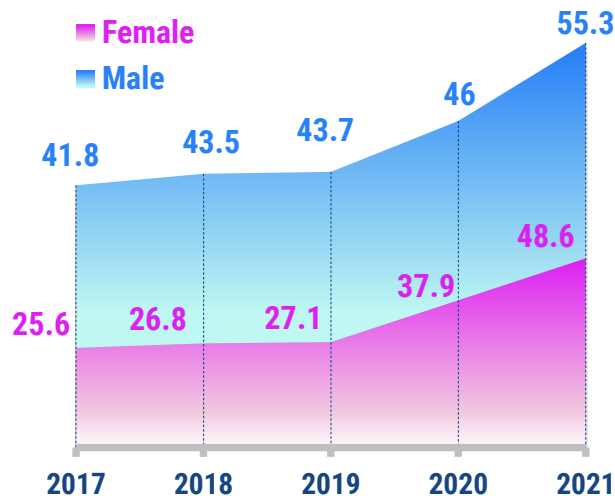
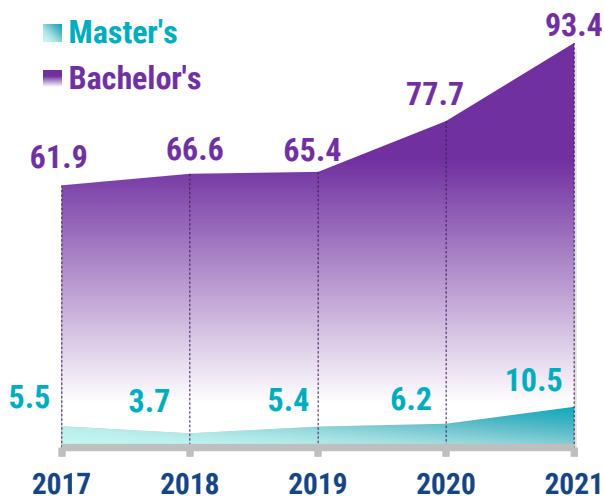
TOTAL



Female

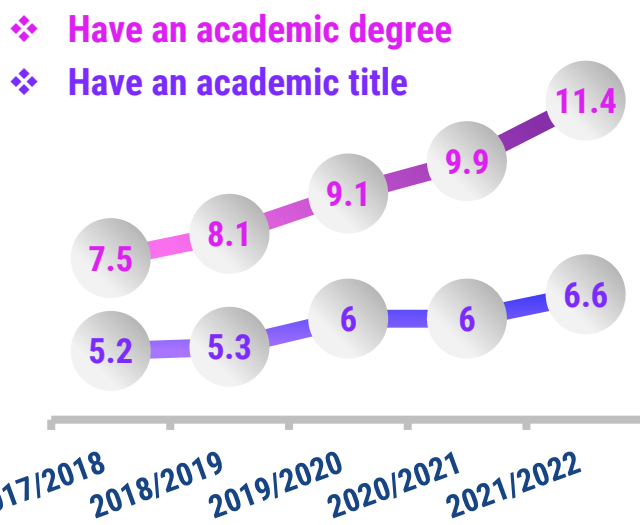
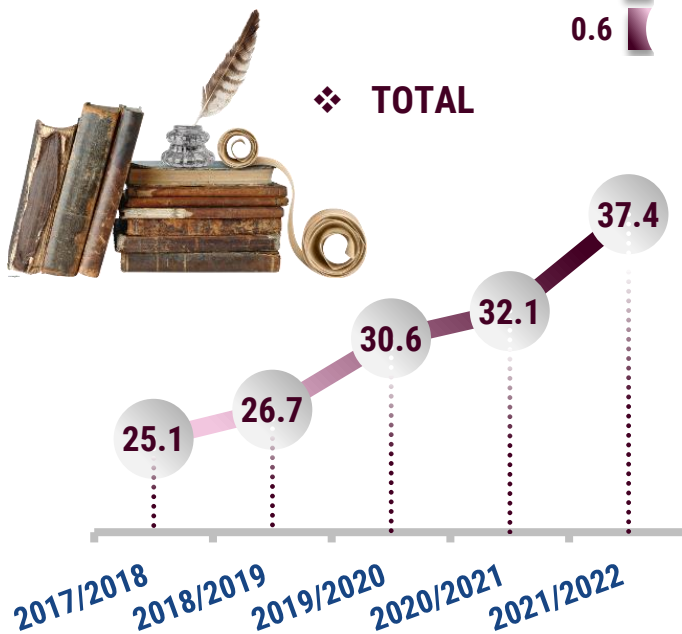
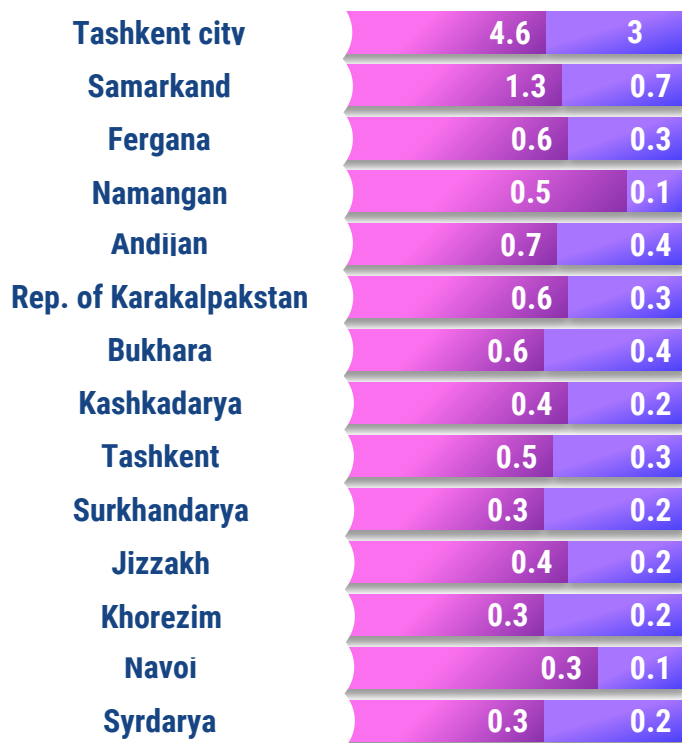
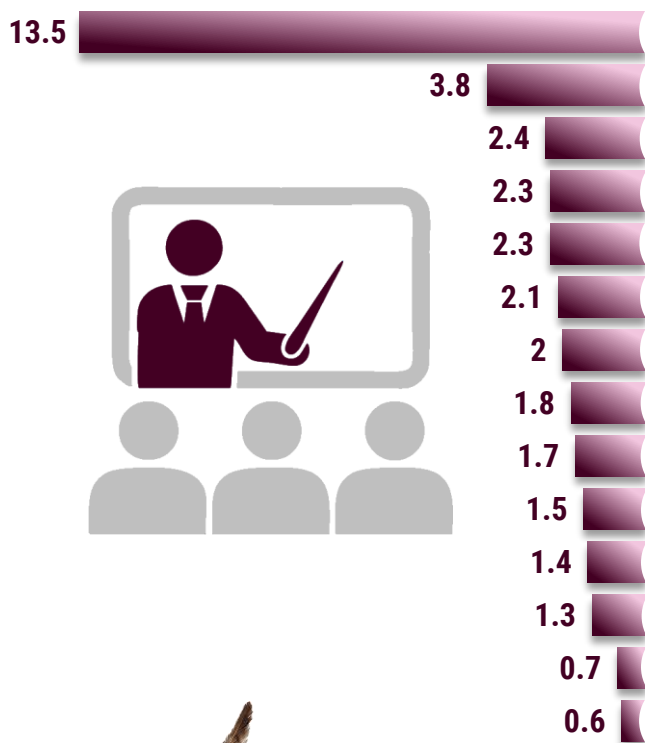


Male



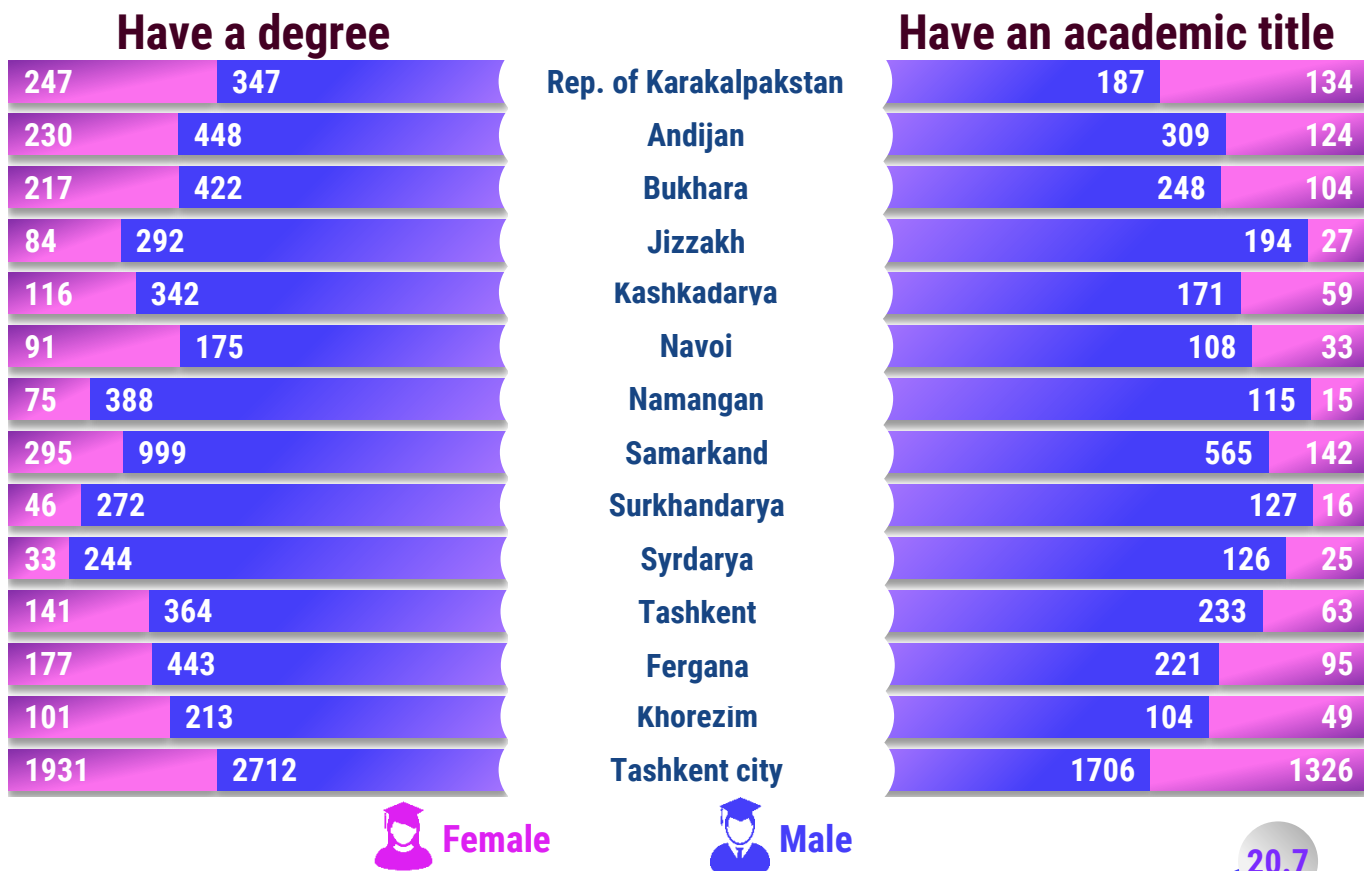
HIGHER EDUCATION IN THE REPUBLIC OF UZBEKISTAN

The number of teaching staff of higher educational institutions by region (at the beginning of the 2021/2022 academic year, thousand people)



HIGHER EDUCATION IN THE REPUBLIC OF UZBEKISTAN

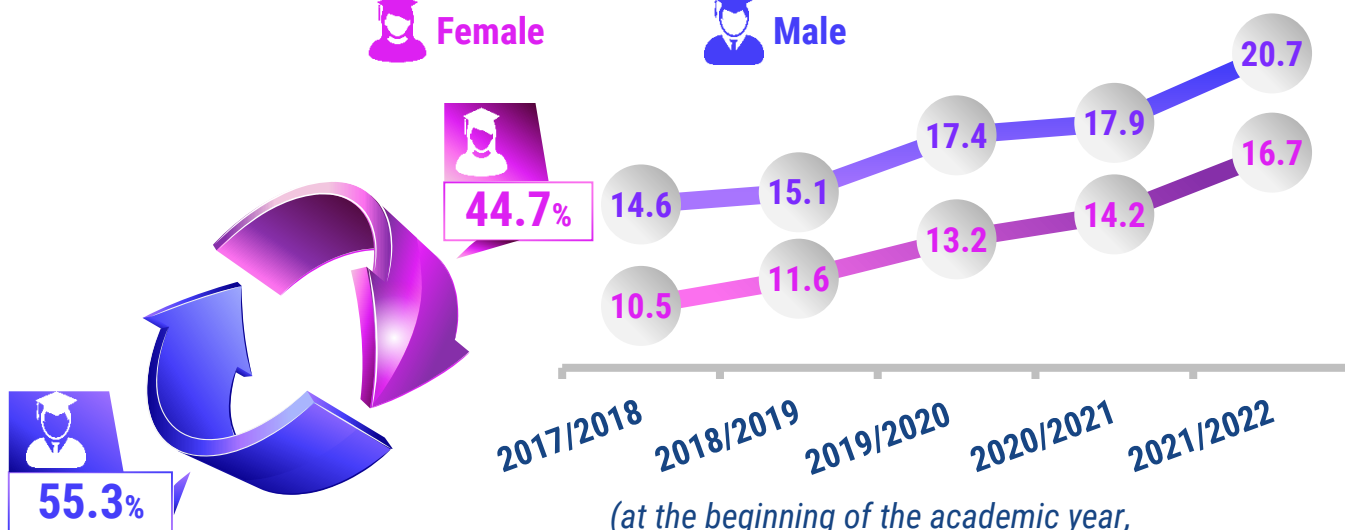
Gender distribution of the teaching staff of higher educational institutions by region (at the beginning of the 2021/2022 academic year, people)



Female



Male




44.7%

55.3%

(at the beginning of the academic year, thousand people)

HIGHER EDUCATION IN THE REPUBLIC OF UZBEKISTAN

The number of students from other countries studying in higher educational institutions of the Republic of Uzbekistan
(at the beginning of 2021/2022 academic year, people)



HIGHER EDUCATION IN THE REPUBLIC OF UZBEKISTAN

The number of accepted students and graduates of higher educational institutions of the Republic of Uzbekistan from among foreign citizens
(at the beginning of 2021/2022 academic year, people)



PAKISTAN

Accepted – 462 (39.3%)
Released – 0



KAZAKHSTAN

Accepted – 144 (12.3%)
Released – 35 (10.9%)



RUSSIA

Accepted – 142 (12.1%)
Released – 84 (26.2%)



KYRGYZSTAN

Accepted – 101 (8.6%)
Released – 12 (3.7%)



TAJIKISTAN

Accepted – 77 (6.5%)
Released – 7 (2.2%)



INDIA

Accepted – 77 (6.5%)
Released – 2 (0.6%)



SOUTH KOREA

Accepted – 62 (5.3%)
Released – 10 (3.1%)



TURKMENISTAN

Accepted – 38 (3.2%)
Released – 146 (45.5%)



CHINA

Accepted – 25 (2.1%)
Released – 22 (6.9%)



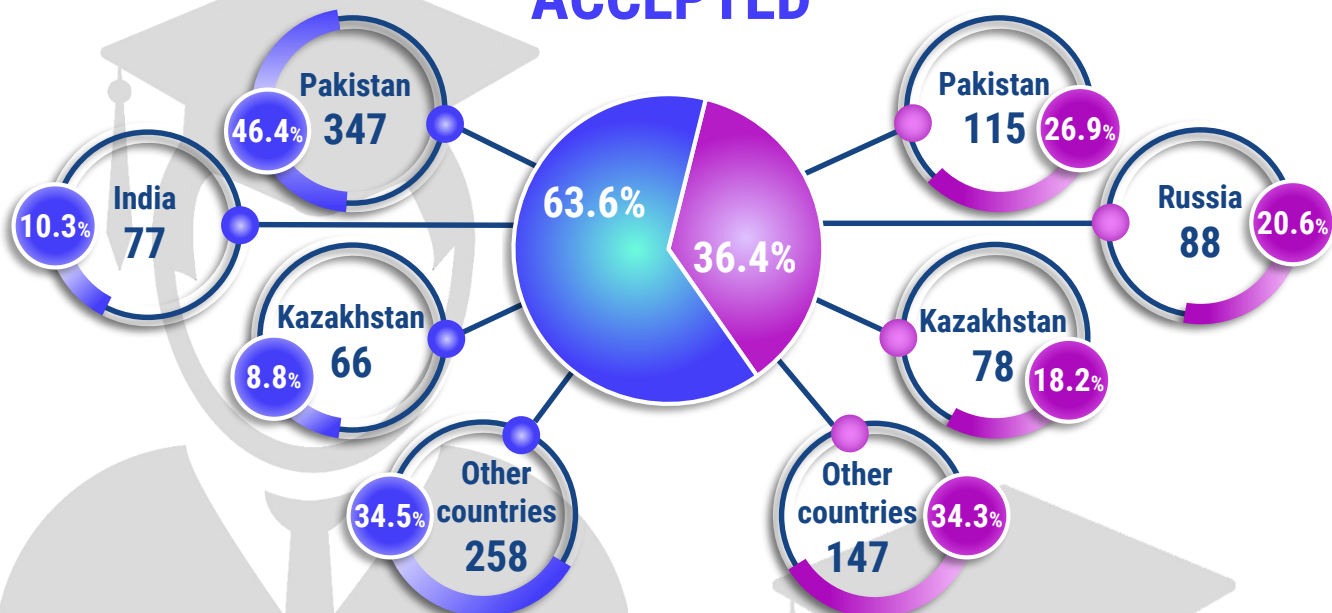
Other countries

Accepted – 48 (4.1%)
Released – 3 (0.9%)


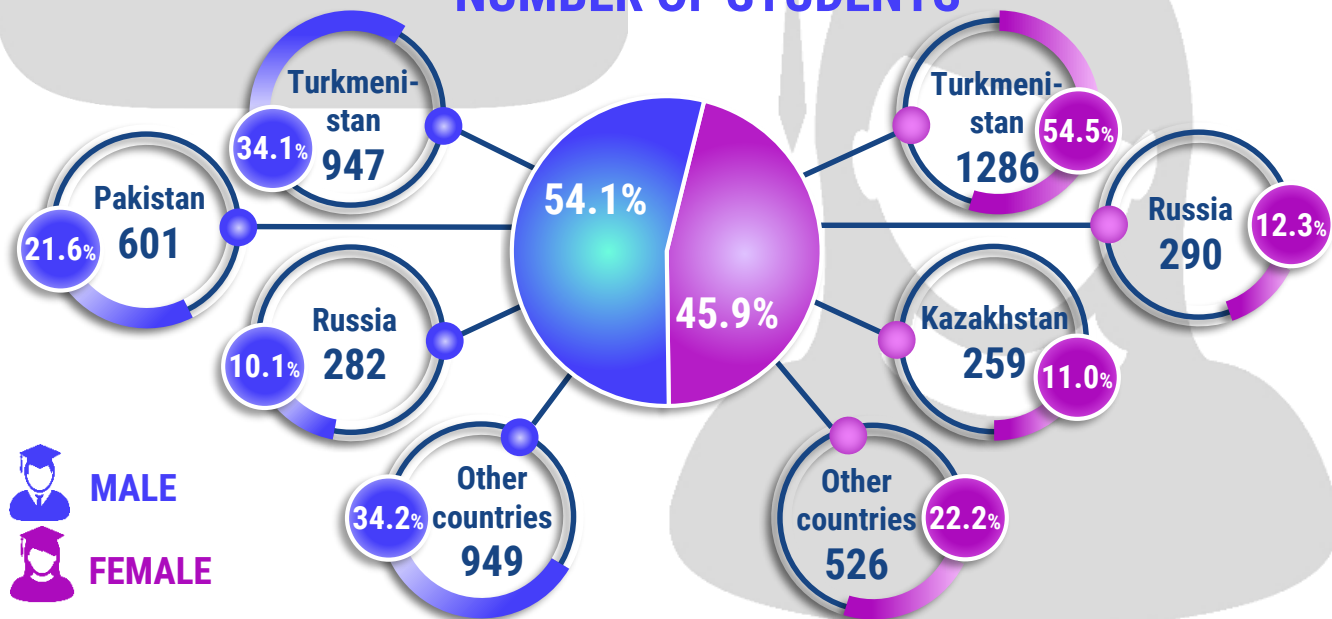
HIGHER EDUCATION IN THE REPUBLIC OF UZBEKISTAN

Gender distribution of accepted and enrolled students from other countries studying in higher educational institutions of the Republic of Uzbekistan
(at the beginning of 2021/2022 academic year, people)

ACCEPTED



NUMBER OF STUDENTS





**Responsible for press release
preparation:
Department of Social and Sustainable
Development Statistics**



The State Committee of the
Republic of Uzbekistan on
statistics



Address: 100170, Tashkent,
Mustakillik avenue, 63

Phone.: +99871 202-80-70



e-mail: sdg@stat.uz



www.stat.uz



facebook.com/uzstataxborot

