



STATISTICS AGENCY UNDER THE PRESIDENT OF THE REPUBLIC OF UZBEKISTAN



INFORMATION ON DEMOGRAPHY OF ENTERPRISES AND ORGANIZATIONS IN THE REPUBLIC

*as of November 1, 2023
(excluding farms and dekhkan farms).*

*Information on enterprises and organizations
was compiled on the basis of the database
of the Center for Public Services of the Ministry
of Justice of the Republic of Uzbekistan*

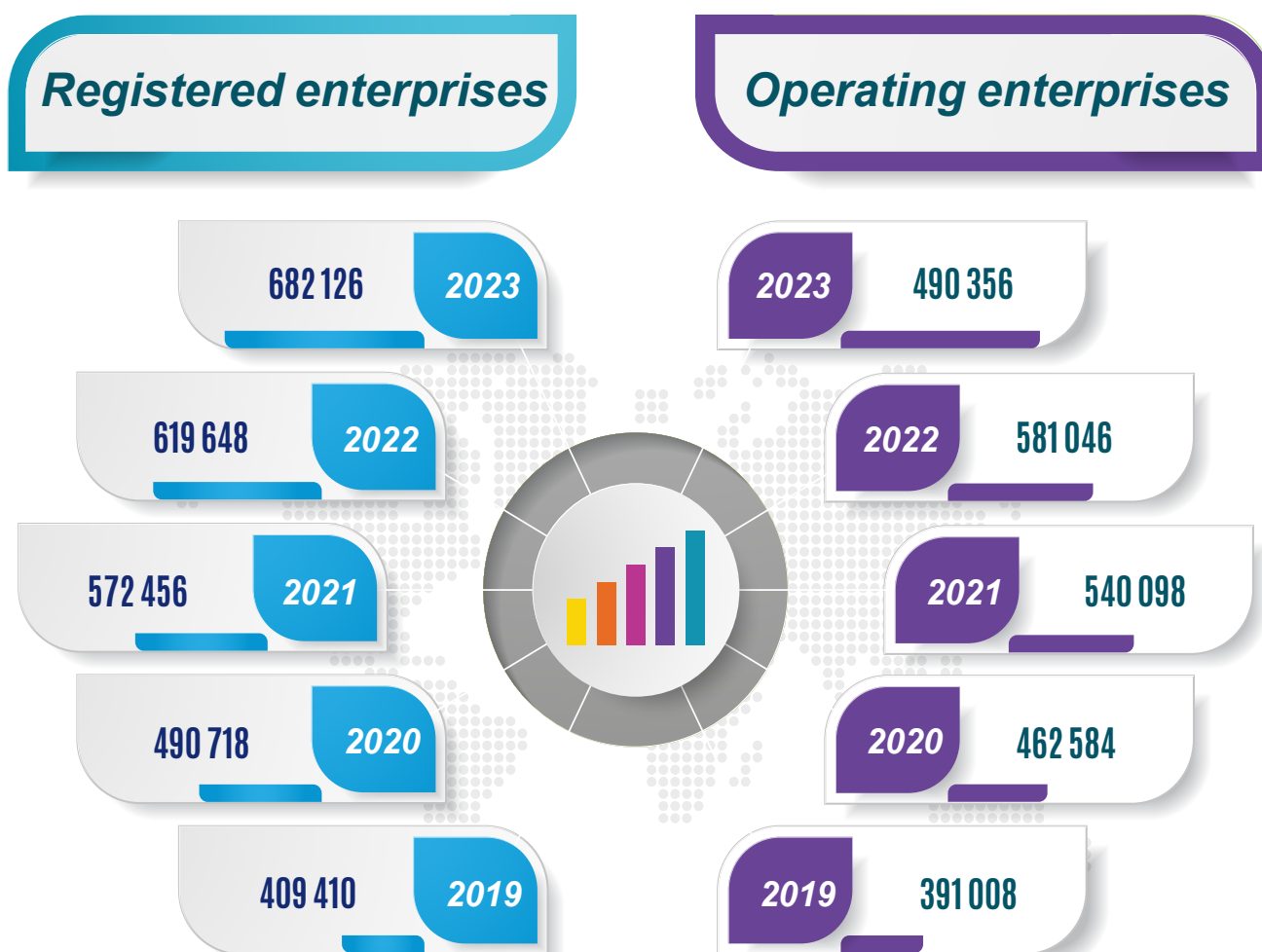
General information about enterprises and organizations *excluding farms and dehkans, as of November 1, units.*

In recent years, the State has been carrying out large-scale work to create decent living conditions for the population, improve the business environment, provide employment by supporting the country's socio-economic development, active entrepreneurship, innovative ideas and creative potentials.

In particular, small business and private entrepreneurship are considered the main link of our country's economy, and today large-scale work is being carried out to rapidly develop this sphere, support the activities of entrepreneurs, further expand their ranks and encourage them.

In particular, **as of November 1, 2023**, the number of enterprises and organizations operating in the republic (without dekhkan farms and farms) amounted to **490.4** thousand units, of which **422.6** thousand units were small enterprises and micro-firms.

Also during this period, **682.1** thousand units of enterprises and organizations were registered, and the growth rate, compared to the same period of the last year, amounted to **110.1 %**.





Today, as a result of reforms aimed at removing obstacles to the development of private property, the small business and entrepreneurship sector has become a real pillar of the national economy.

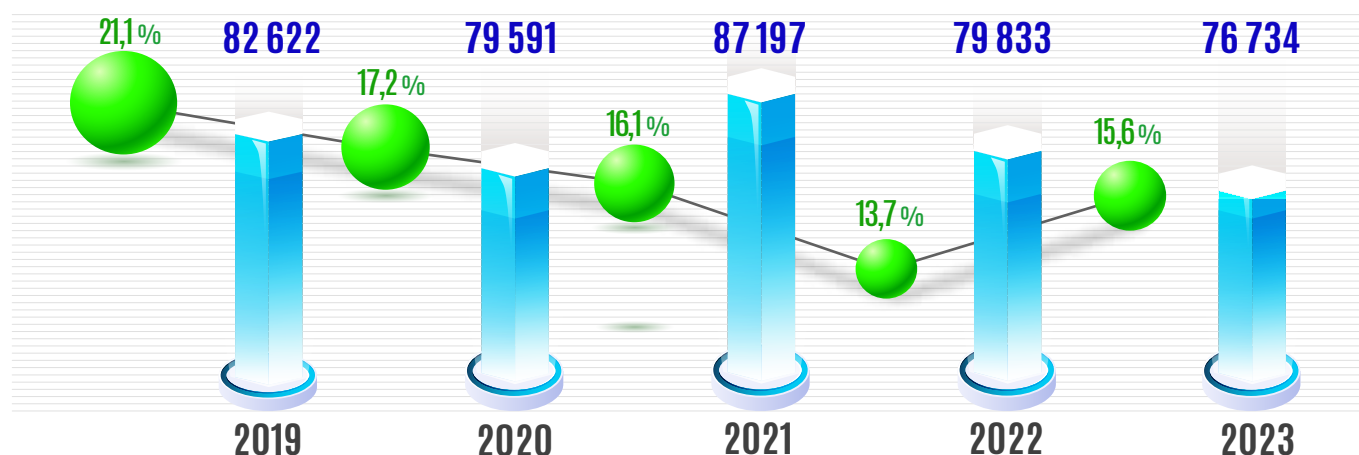
In particular, **as of January 1, 2023**, the total number of business entities operating in the Republic (excluding farms and dehkan farms) amounted to **527.2** thousand, of which 238.6 thousand have been operating for three years, **118.8** thousand for five years, **86.7** thousand for ten years, **83.0** thousand for more than ten years.

By region, the largest share of active business entities operating for more than ten years (compared to the total number) falls on Syrdarya (**18.2 %**), Andijan (**18.0 %**), Fergana (**17.4%**), Kashkadarya (**17.1 %**) regions and Tashkent city (**17.4 %**).

Information about the newly created enterprises and organizations for January-October, 2023, units

Quantity, by year

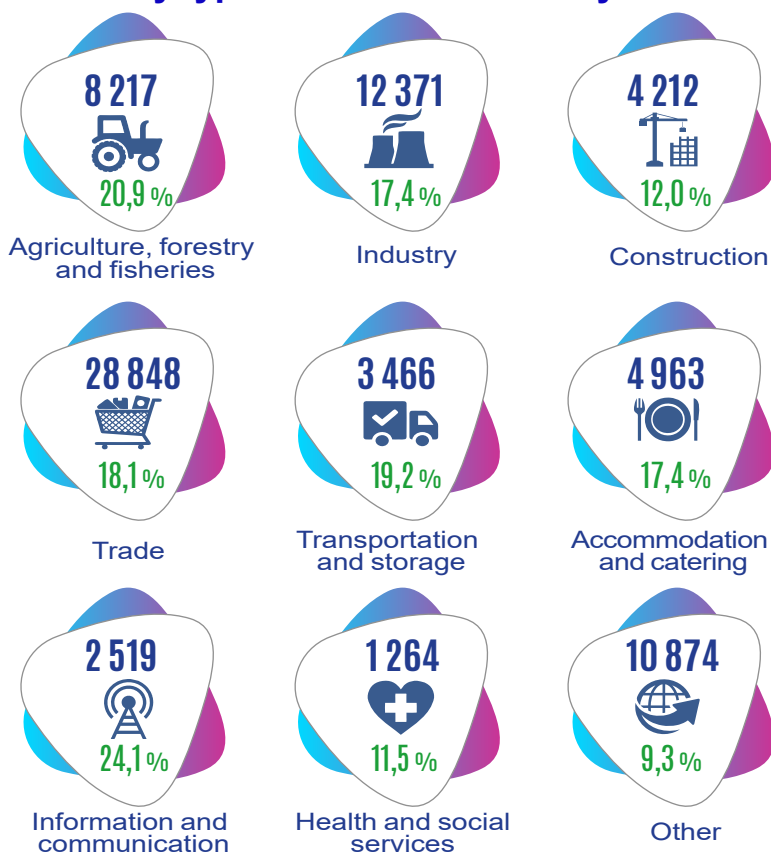
The percentage of newly created
to the total number of existing



By regions

14 341	Tashkent city	14,6 %
7 081	Fergana	16,4 %
6 867	Samarkand	15,6 %
6 121	Tashkent	13,4 %
5 697	Khorezm	20,6 %
5 517	Rep.of Karakalpakstan	21,5 %
5 447	Kashkadarya	15,9 %
5 063	Bukhara	16,1 %
4 081	Namangan	14,6 %
3 955	Jizzakh	19,2 %
3 762	Andijan	12,5 %
3 423	Surkhandarya	13,3 %
3 377	Navoi	15,2 %
2 002	Syrdarya	14,6 %

By type of economic activity



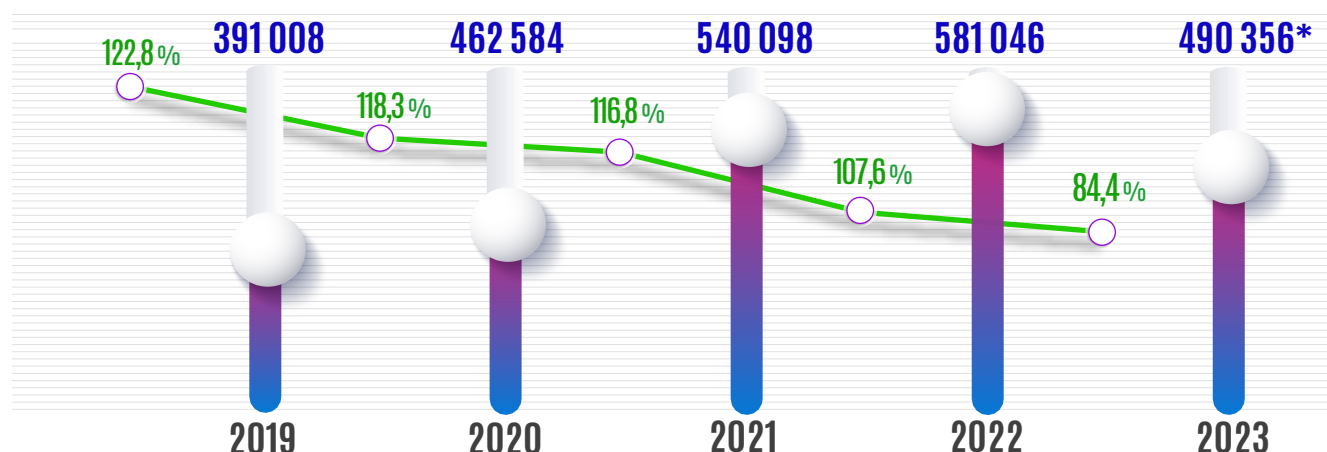
In **January-October** of this year, the number of newly created enterprises and organizations in the Republic amounted to **76.7** thousand.

In the regional context, a significant increase in the number of newly created enterprises and organizations, compared with the corresponding period last year, is observed in the Republic of Karakalpakstan (by **1 784** units), Bukhara region (by **1 162** units) and Tashkent city (by **1 106** units). In the context of industries, the highest level was demonstrated by the transportation and storage industries - by **671** units and information and communications - by **352** units.

as of November 1, 2023, units

Quantity, by year

Growth, decrease



By regions

Tashkent city	98 235
Tashkent	45 582
Samarkand	43 968
Fergana	43 062
Kashkadarya	34 330
Bukhara	31 404
Andijan	30 072
Namangan	27 978
Khorezm	27 655
Surkhandarya	25 714
Rep.of Karakalpakstan	25 699
Navoi	22 272
Jizzakh	20 647
Syrdarya	13 738

By type of economic activity



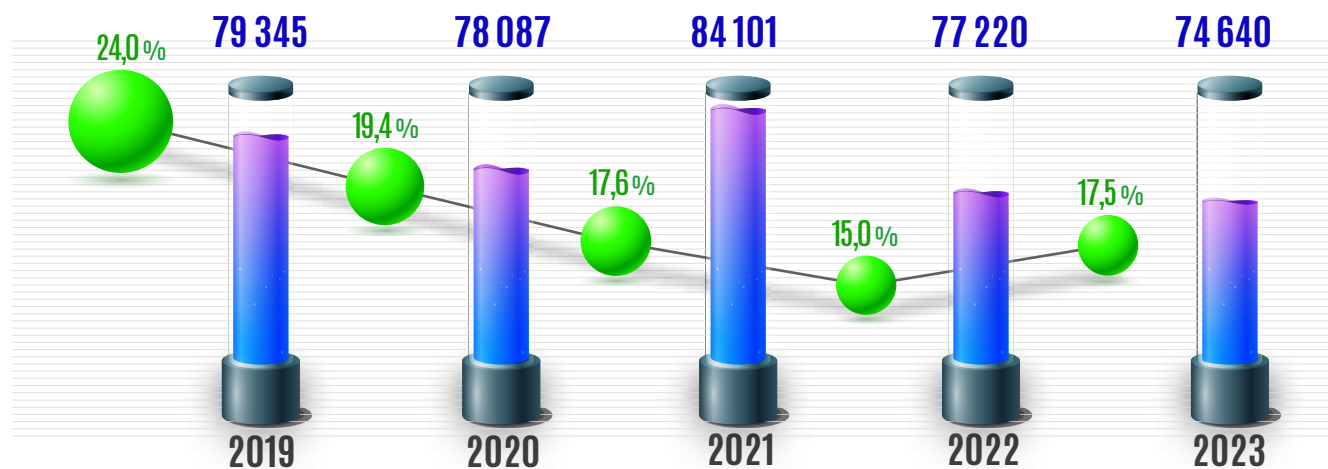
As of November 1, 2023, the number of operating enterprises and organizations amounted to **490.4** thousand. If compared with the same period in **2019**, the growth rate was **125.4 %**.

A significant share of enterprises in the distribution by type of economic activity (share in the total number) falls on the trade sector – **32.6 %**, industry – **14.5 %**, agriculture, forestry and fisheries – **8.0 %**, construction – **7.2 %**, and in the regional context – Tashkent city – **20.0 %**, Tashkent – **9.3 %**, Samarkand – **9.0 %**, Fergana – **8.8 %** and Kashkadarya – **7.0%** of the region.

for January-October, 2023, units

Quantity, by year

The percentage of newly created to the total number of existing



By regions



By type of economic activity



As a result of the measures implemented by the state to create favorable conditions for business entities, their investment climate is improving from year to year and business is expanding. The number of newly created business entities in **January-October 2023** amounted to **74 640** units, of which:

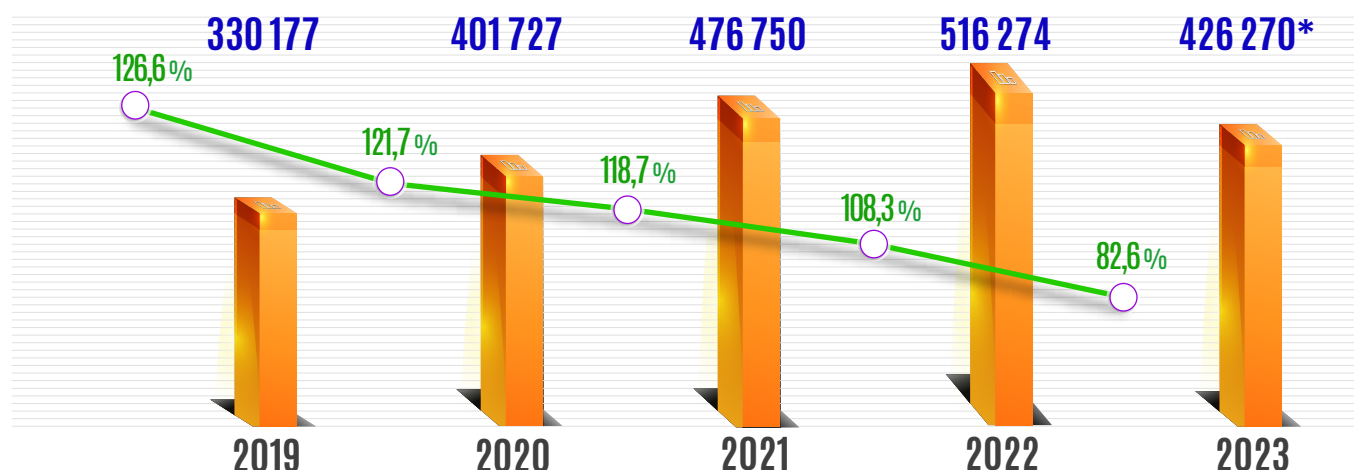
74 331 – micro firms and small enterprises;

309 – large enterprises.

as of November 1, 2023, units

Quantity, by year

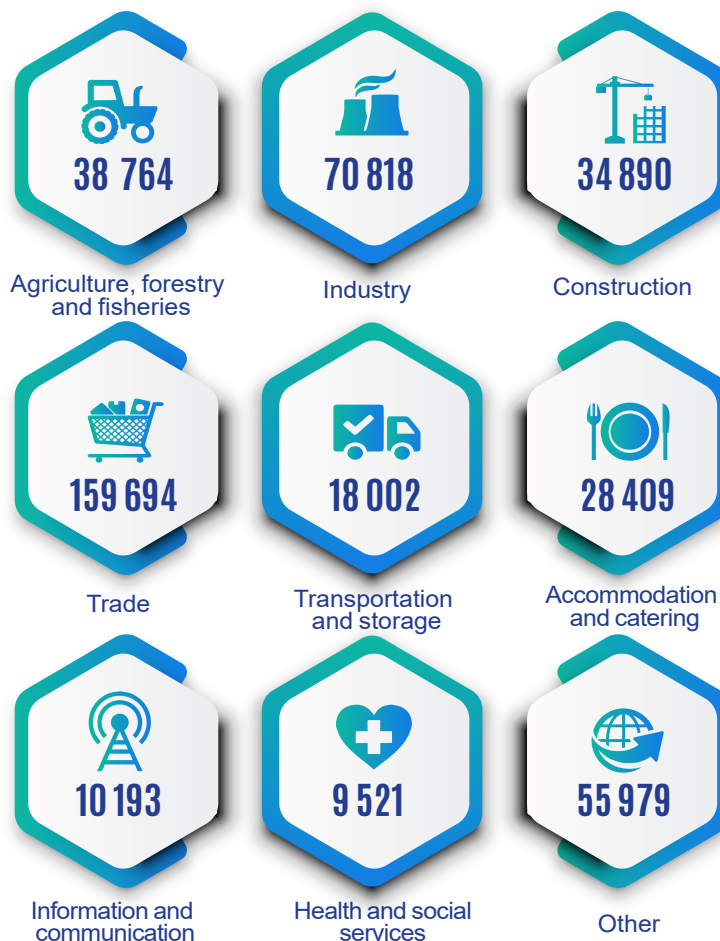
Growth, decrease



By regions

Tashkent city	88 314
Tashkent	39 601
Samarkand	38 118
Fergana	36 968
Kashkadarya	29 421
Bukhara	27 968
Andijan	24 863
Khorezm	24 555
Namangan	23 659
Rep.of Karakalpakstar	21 924
Surkhandarya	21 761
Navoi	20 033
Jizzakh	17 489
Syrdarya	11 596

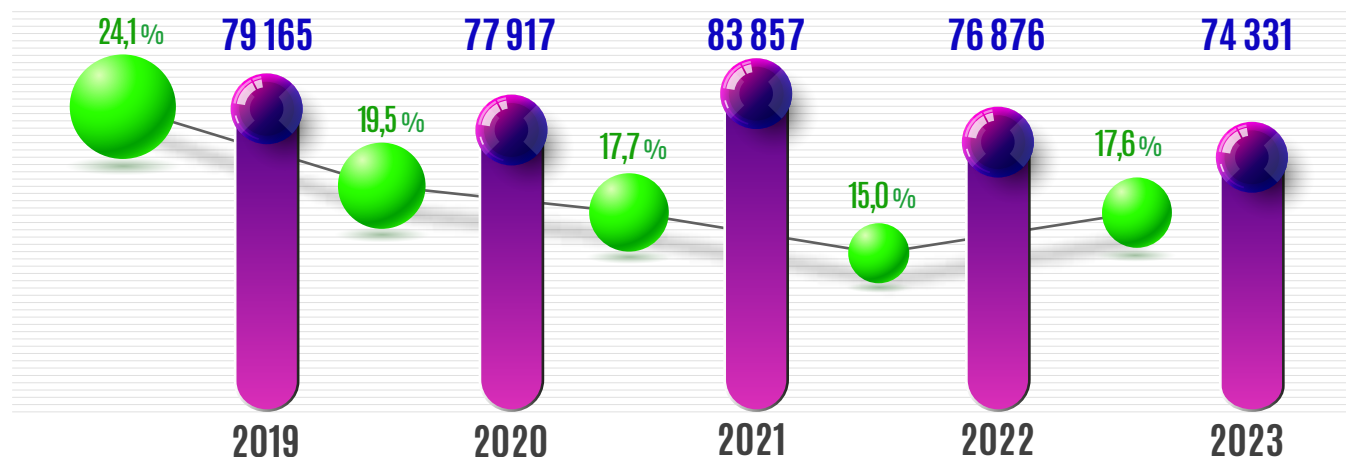
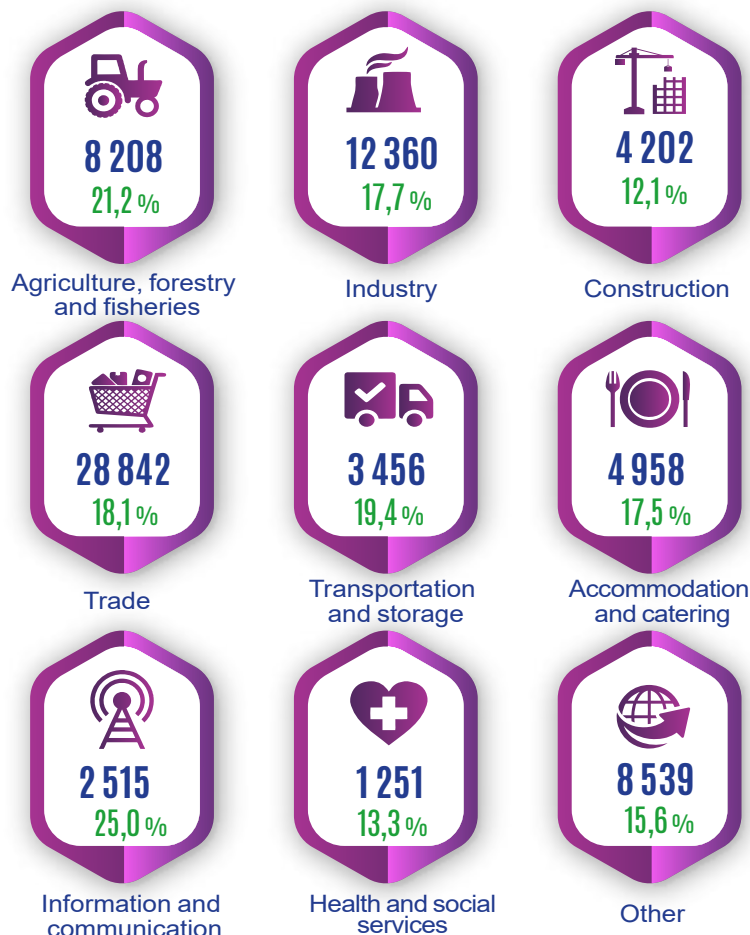
By type of economic activity



As of November 1, 2023, the number of active business entities reached **426.3** thousand. If compared with the same period in **2019**, the growth rate was **129.1 %**.

Their distribution by type of economic activity (share in the total number) was as follows: trade – **37.5 %**, industry – **16.6 %**, agriculture, forestry and fisheries – **9.1 %**, construction – **8.2 %**, accommodation and catering services – **6.7 %**, transportation and storage – **4.2 %**, information and communications – **2.4 %**, healthcare and social services – **2.2 %**, other types – **13.1 %**.

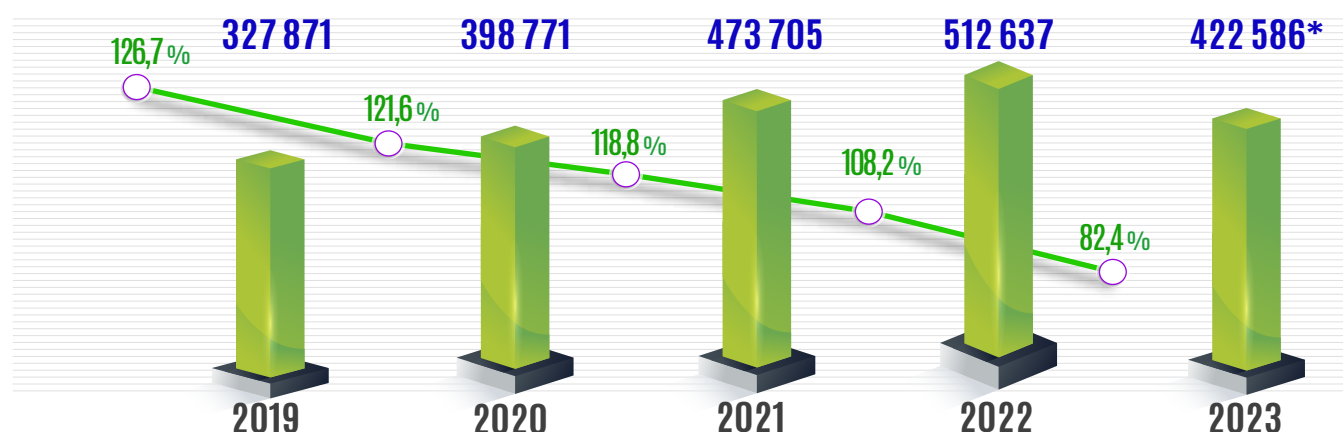
for January-October, 2023, units

Quantity, by year*The percentage of newly created to the total number of existing***By regions****By type of economic activity**

An important factor for assessing the "health" of the country's economy is the effective functioning of small businesses, which is an indicator of flexibility, the ability to adapt to the constantly changing economic situation.

Thus, in **January-October 2023**, the number of newly created small business entities in relation to the corresponding period of **2022** increased in the transportation and storage industry – from **2 785** to **3 456** units (an increase of **671** units), information and communications – from **2 156** to **2 515** units (an increase of **359** units).

as of November 1, 2023, units

Quantity, by yearGrowth, decrease**By regions**

Tashkent city	86 588
Tashkent	39 266
Samarkand	37 917
Fergana	36 739
Kashkadarya	29 252
Bukhara	27 799
Andijan	24 732
Khorezm	24 417
Namangan	23 503
Rep.of Karakalpakstan	21 846
Surkhandarya	21 654
Navoi	19 934
Jizzakh	17 408
Syrdarya	11 531

By type of economic activity

 Agriculture, forestry and fisheries	 Industry	 Construction
 Trade	 Transportation and storage	 Accommodation and catering
 Information and communication	 Health and social services	 Other


Regionally, the largest number of small businesses operates in Tashkent city (20.5 %), Tashkent (9.3 %), Samarkand (9.0 %), Fergana (8.7 %) and Kashkadarya (6.9 %) regions. Out of their total number, more than 50 % of small businesses operate in these regions .

Meanwhile, it is known that small business entities are actively functioning in almost all sectors of the economy.


Information about enterprises and organizations engaged in agricultural, forestry and fishing activities

as of November 1, 2023, units

By regions




Quantity, by year



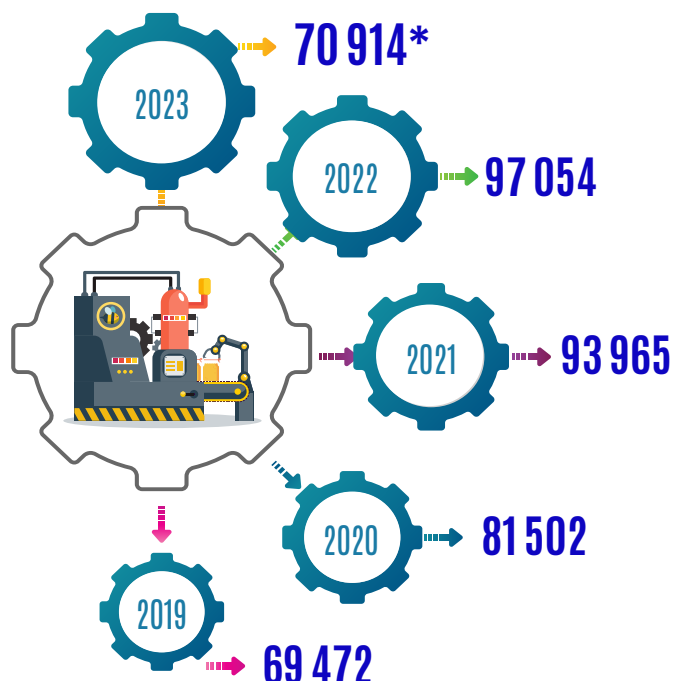
The Republic of Uzbekistan has consistently implemented a well-thought-out strategy for the development of agriculture aimed at ensuring the country's food security. One of the important components of the economic and social reforms of our country is aimed at growing vegetables and fruits. This approach has become one of the main directions in fully meeting the needs of the population, preserving their health and creating employment conditions.

as of November 1, 2023, units

By regions

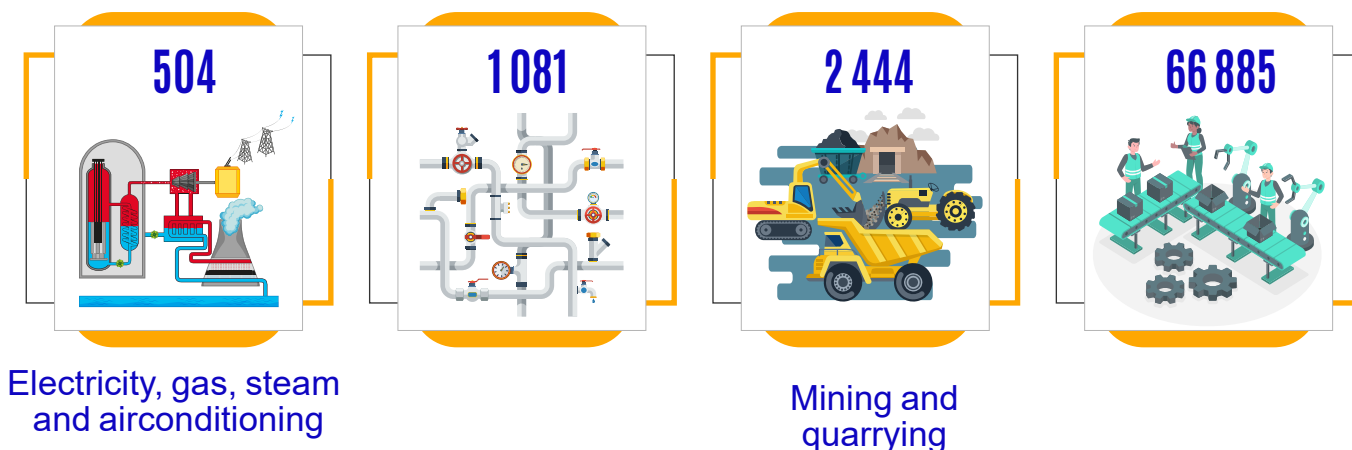


Quantity, by year



Water supply, sewerage waste collection and disposal

Manufacturing industry



The industrial sector has the greatest potential among other sectors of the economy.

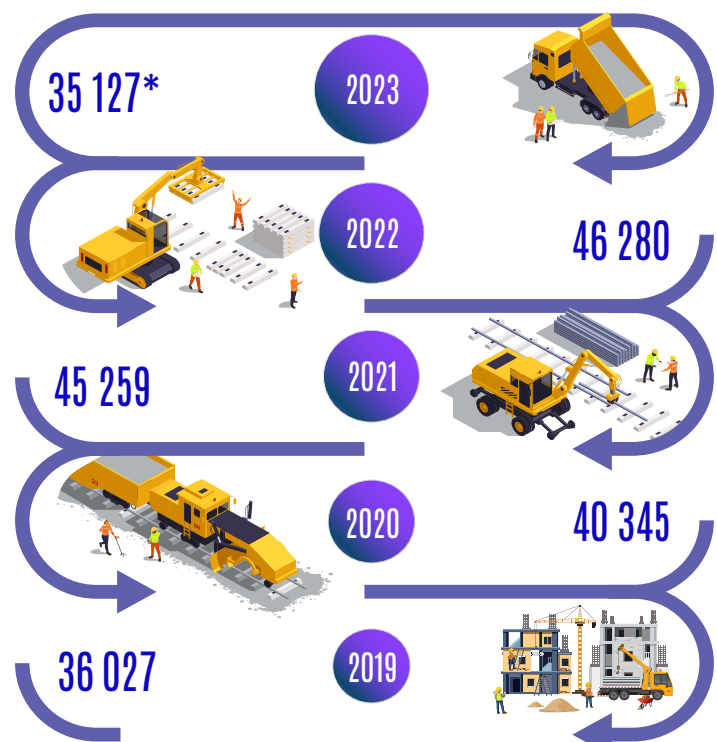
Based on the total number of enterprises and organizations, the number of industrial enterprises amounted to **14.5 %**, of which **94.3 %** belong to the manufacturing industry, **3.5 %** – mining and quarrying, **1.5 %** – water supply, sewerage, waste collection and disposal, **0.7 %** – electricity, gas, steam and air conditioning.

as of November 1, 2023, units

By regions

Quantity, by year

Tashkent city	7 261
Fergana	2 988
Tashkent	2 934
Bukhara	2 688
Kashkadarya	2 668
Samarkand	2 531
Surkhandarya	2 441
Andijan	2 142
Rep.of Karakalpakstan	1 915
Khorezm	1 793
Namangan	1 690
Jizzakh	1 572
Navoi	1 426
Syrdarya	1 078

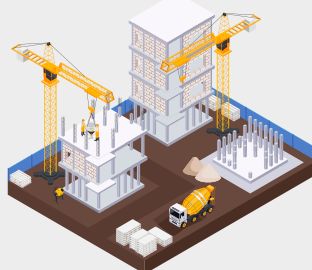


5 436



Construction
of civil facilities

10 684



Specialized
construction works

19 007



Construction
of buildings and
structures

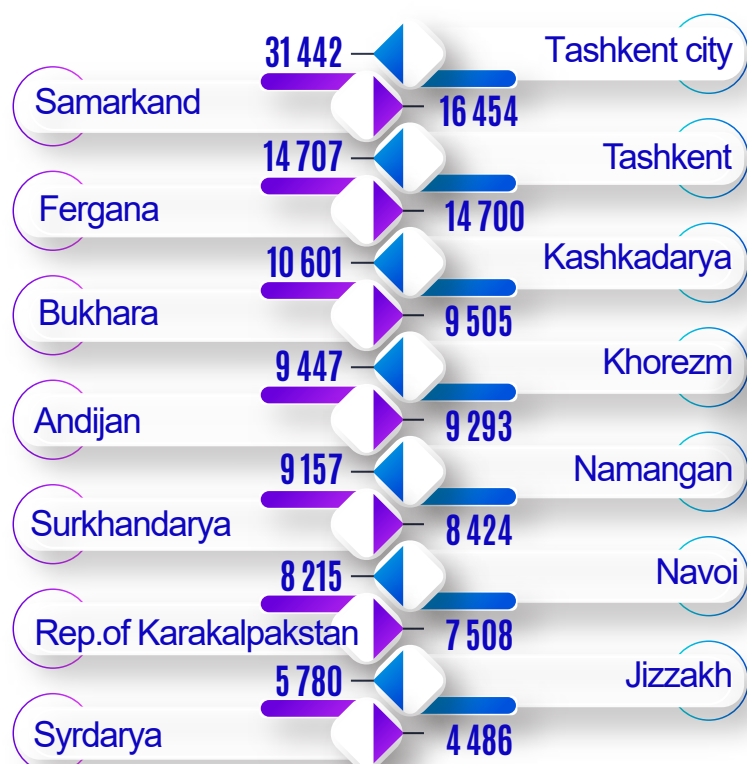
In Uzbekistan, the construction industry is defined as a priority sector of the economy.

The analysis carried out by sections in the construction industry showed that:

- the number of enterprises in the construction of buildings and structures section has reached **54.1 %**;
- the number of enterprises in the specialized construction works section amounted to **30.4 %**.
- the number of enterprises in the construction of civil facilities section is fixed at the level of **15.5 %**;

as of November 1, 2023, units

By regions



Quantity, by year



The analysis showed that every third operating enterprise in the republic operates in the trade sector, of which **99.5 %**, or **159.0** thousand, are small business entities.

The distribution by sections in the trade industry is as follows:

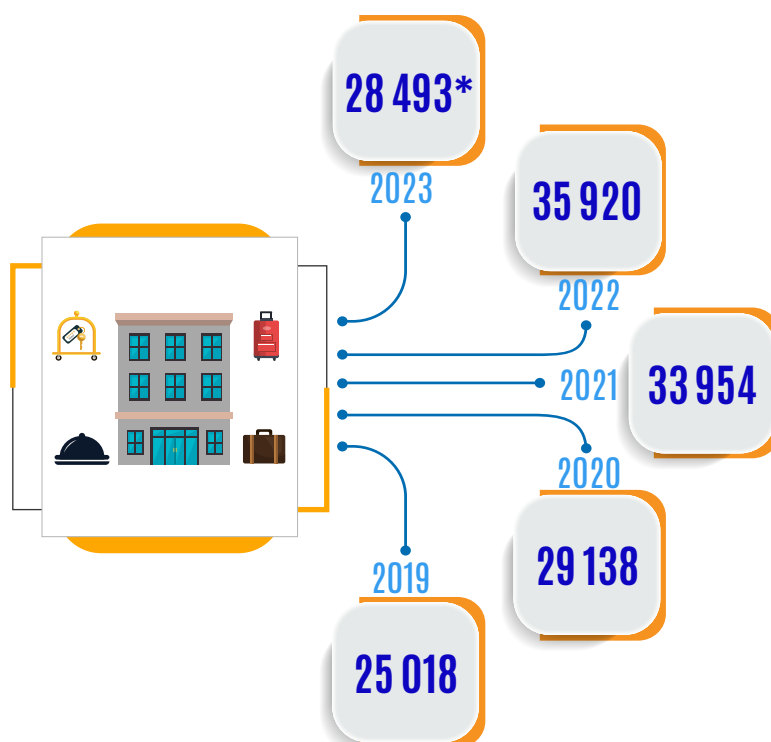
- retail trade, except for the sale of cars and motorcycles, reached **60.6 %**;
- wholesale trade, except for trade in cars and motorcycles, is fixed at **30.4 %**;
- wholesale and retail trade in cars and motorcycles and their repair amounted to **9.0 %**.

as of November 1, 2023, units

By regions

Tashkent city	5 503
Samarkand	3 404
Tashkent	3 134
Bukhara	2 238
Fergana	2 208
Khorezm	1 672
Kashkadarya	1 662
Surkhandarya	1 552
Rep.of Karakalpakstan	1 348
Namangan	1 319
Navoi	1 292
Andijan	1 238
Jizzakh	1 231
Syrdarya	692

Quantity, by year



As of November 1, 2023, the growth rate of the number of operating enterprises and organizations in the accommodation and catering services industry, compared to the same period in **2019**, amounted to **113.9 %**.

The analysis by sections in this service industry showed:

- hotels, tourist camps, recreation and entertainment parks represent the basis of activities in the accommodation services section and, **as of November 1, 2023**, the share of these enterprises and organizations amounted to **11.0 %** of the total number of operating enterprises and organizations in the accommodation and catering services industry;

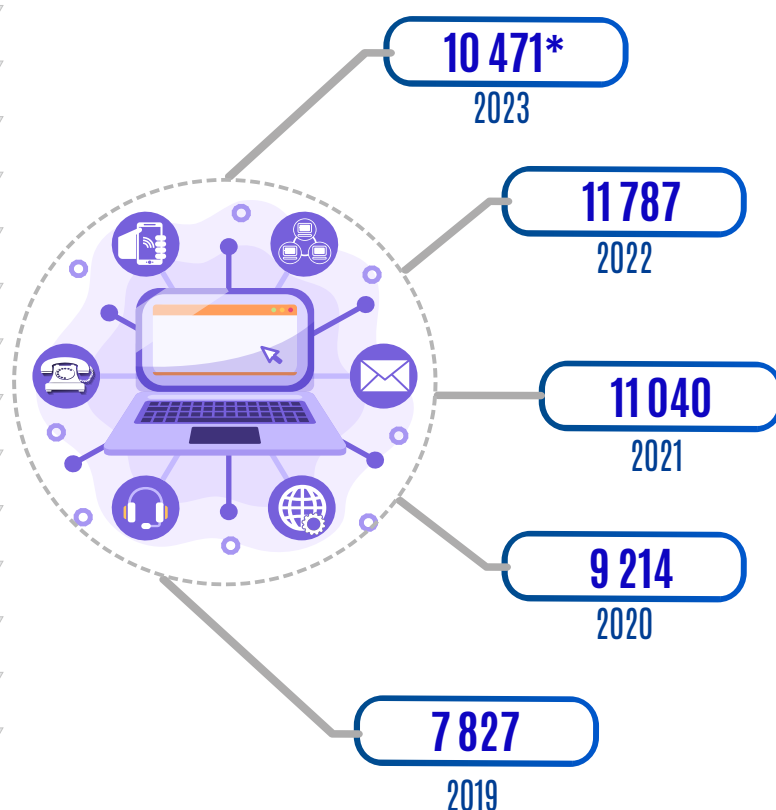
- restaurants and services for the delivery of food and food to order, included in the section of services for the provision of food and beverages, amounted to **89.0 %**.

as of November 1, 2023, units

By regions

Tashkent city	4 756
Fergana	908
Samarkand	656
Tashkent	630
Rep.of Karakalpakstan	468
Andijan	429
Kashkadarya	420
Namangan	402
Khorezm	396
Bukhara	355
Surkhandarya	350
Navoi	274
Jizzakh	252
Syrdarya	175

Quantity, by year



Production movies, videos,
television programs,
phonograms and music
recordings

Activity on
program creation
and broadcasting

Computer programming
consultations and other
related services



As of November 1, 2023, the number of enterprises and organizations engaged in the development of publishing activities, the production of films, videos, television programs, phonograms and music recordings in the information and communication industry has reached **20.9 %** of the total number of operating enterprises and organizations.

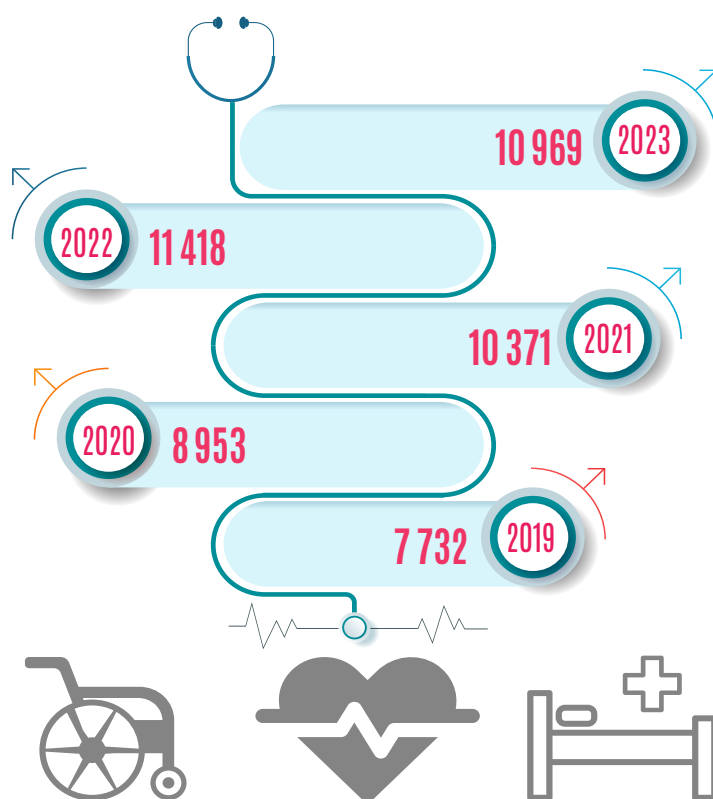
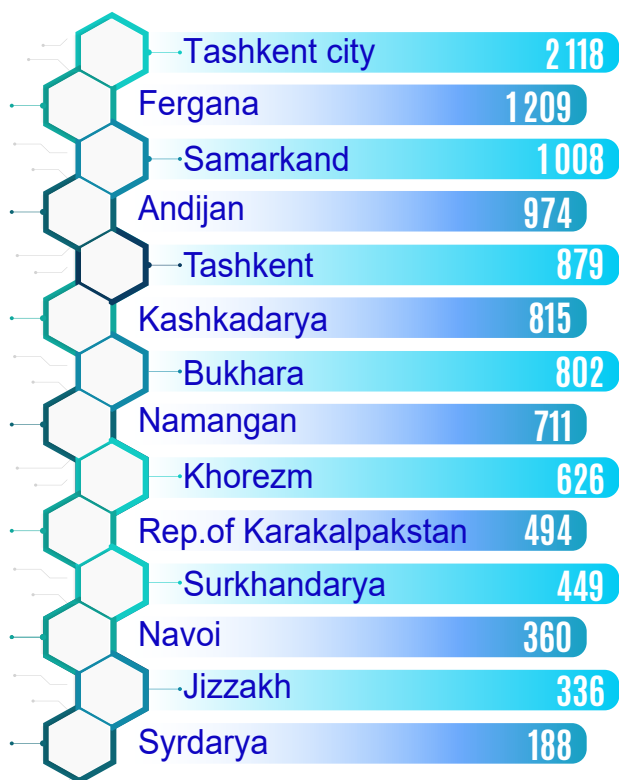
The number of enterprises involved in the creation of programs, broadcasting and communications in the information and communications industry amounted to **25.1 %**.

The number of enterprises in the computer programming and information services in the information and communications industry amounted to **54.0 %**.

as of November 1, 2023, units

By regions

Quantity, by year



A significant part of the total number of enterprises and organizations operating in the field of healthcare and social services – **9 521** units or **86.8 %** - is accounted for by business entities.

Analysis by their sections showed that:

94.9 % were enterprises in the field of healthcare;

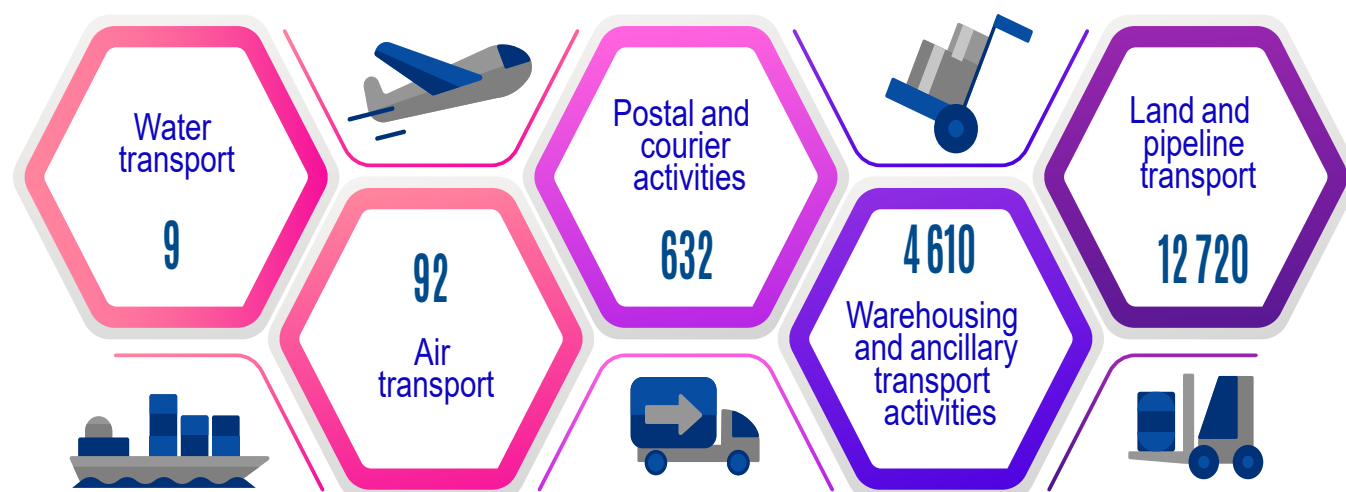

the number of residential care facilities was **2.8 %**;

the number of enterprises providing social services without providing accommodation in the healthcare and social services sector amounted to **2.3 %**.

as of November 1, 2023, units

By regions

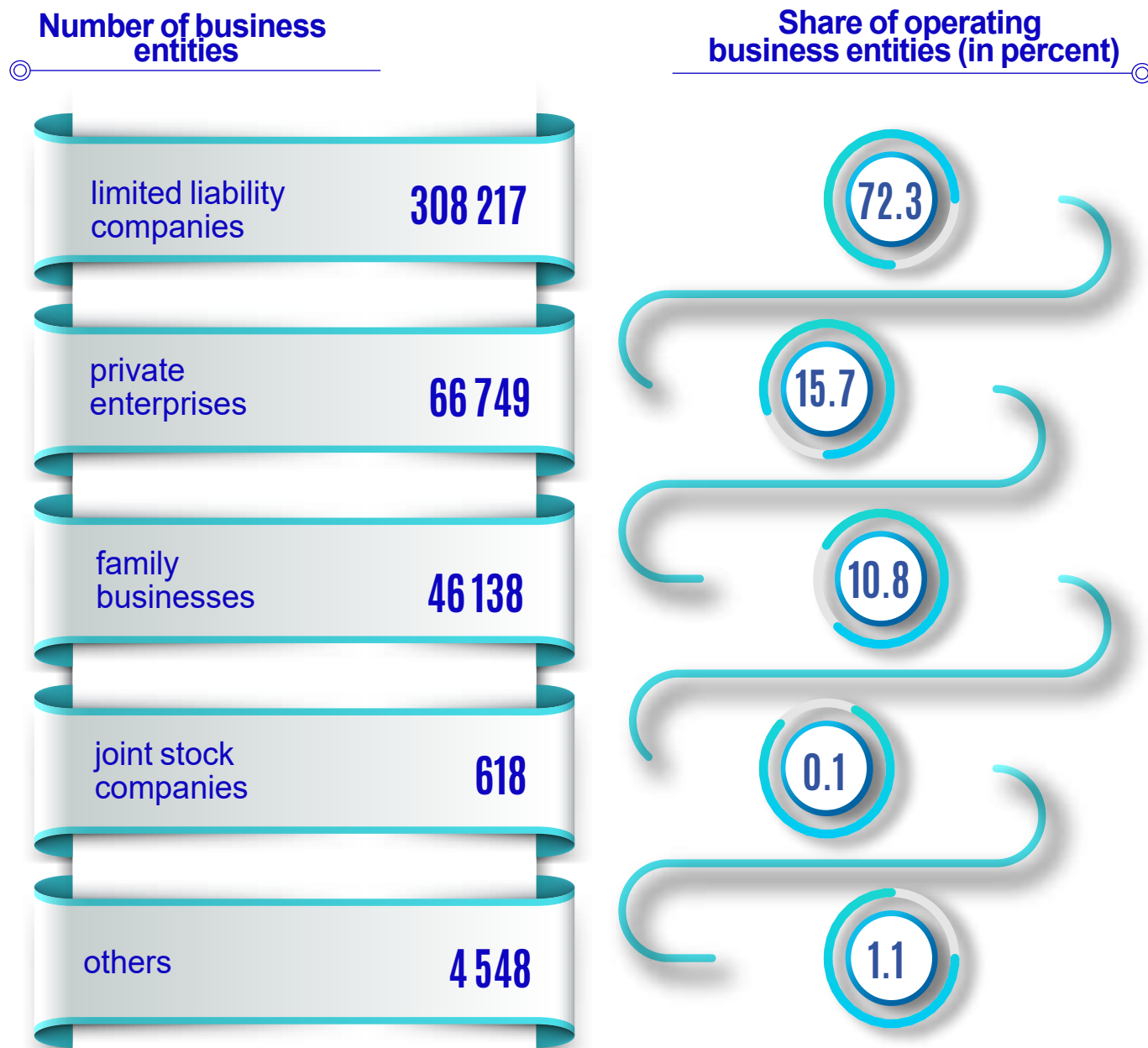
Quantity, by year



As of November 1, 2023, the number of operating enterprises and organizations in the transportation and storage industry amounted to **3.7 %** of the total number of enterprises in the country.

The analysis of enterprises by sections in this industry showed:

- the number of enterprises and organizations in the field of land and pipeline transport operating in transportation and storage amounted to **70.4 %**;
- in warehousing and auxiliary transport activities - **25.5 %**;
- in postal and courier service – **3.5 %**;
- in the field of air transport – **0.5 %**;
- in water transport – **0.1%**;

**General information on the organizational and legal
forms of business entities***as of November 1, 2023, units*

As is known, the organizational-legal form is understood as a way of fixing (forming) and using by the subject of this or that property and the legal status and goals of activity arising from this. It also applies to solving problems related to:

formation of information resources of registers, registers and cadastres containing information about economic entities;


development of statistical information within the framework of organizational and legal forms;

ensuring interdepartmental information exchange;

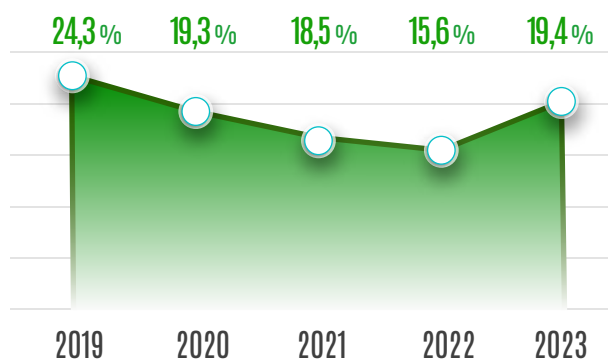
analysis and forecasting of socio-economic processes and phenomena.

for January-October, 2023, units

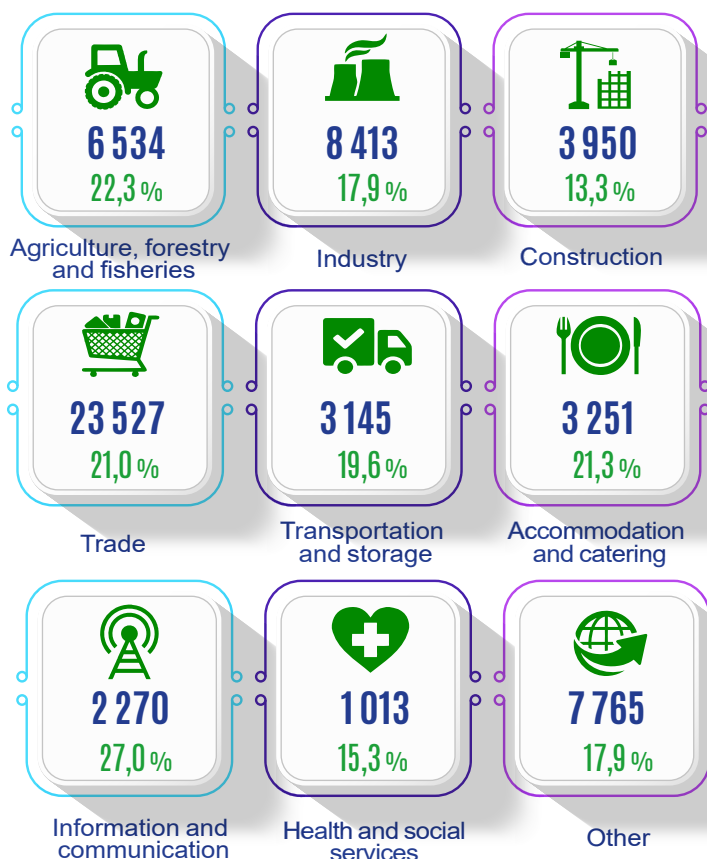
Quantity, by year



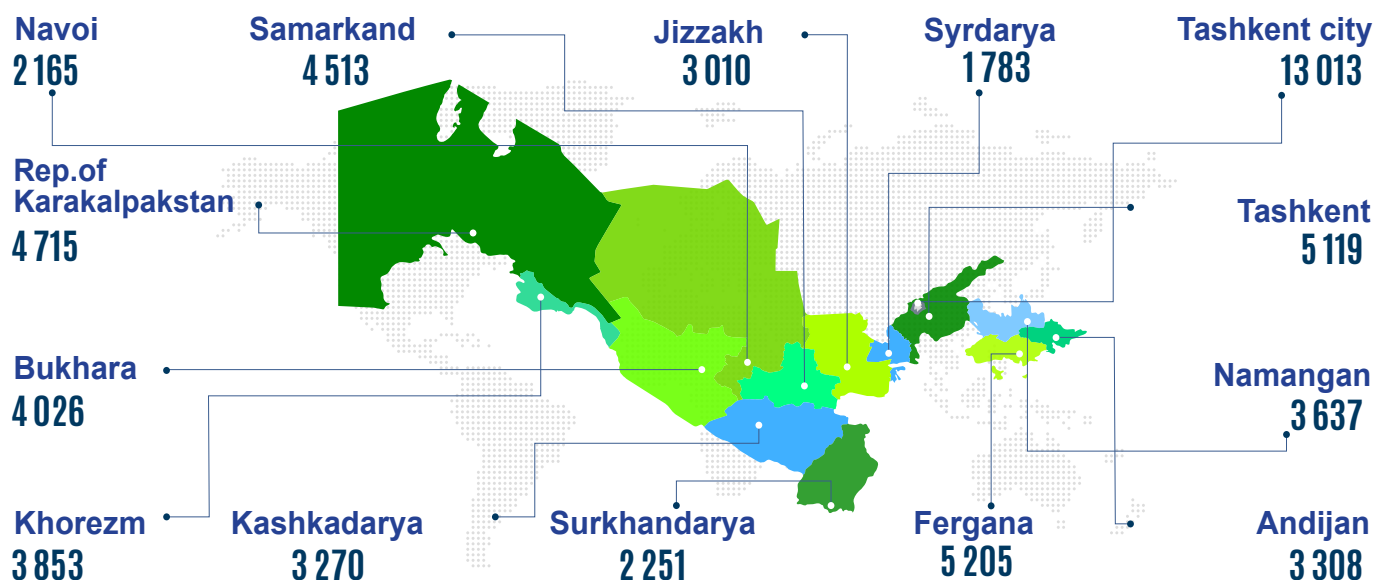
The percentage of newly created to the total number of existing



By type of economic activity



By regions




A limited liability company is a company established by one or several persons, the authorized fund (authorized capital) of which is divided into the sizes of shares determined by the constituent documents. Participants of a limited liability company shall not be liable for its obligations and shall bear the risk of losses related to the activities of the company within the value of their contributions.

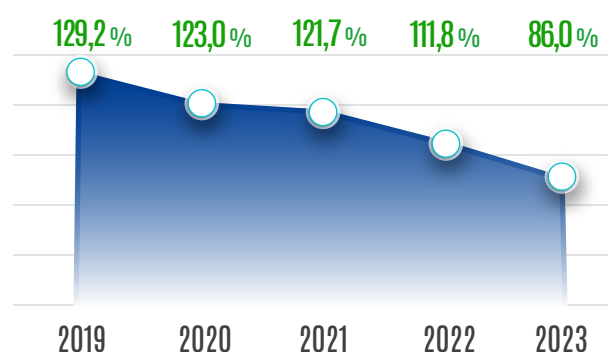
Also, participants of a limited liability company who have not made contributions in full are jointly and severally liable for their obligations to the extent of the value of the unpaid part of each participant's contribution.

as of November 1, 2023, units


Quantity, by year



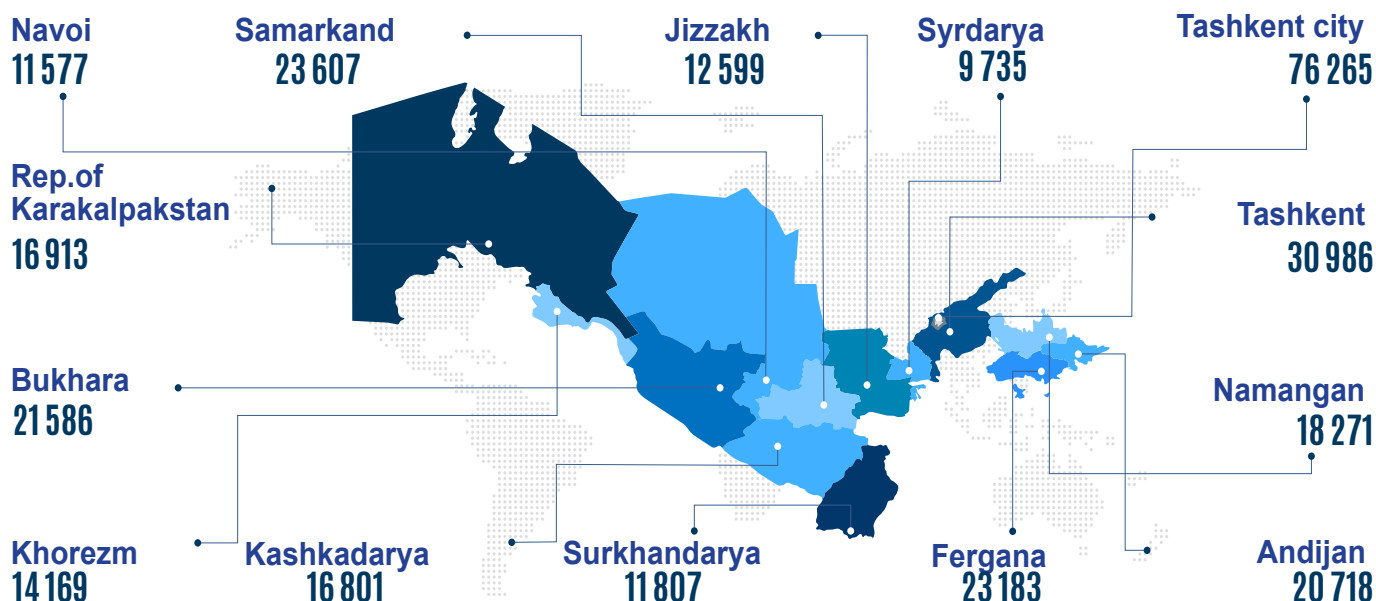
Growth, decrease rate



By type of economic activity



By regions




Out of **426.3** thousand operating commercial enterprises and organizations, **as of November 1, 2023**, limited liability companies account for **308.2** thousand and occupy the first place among enterprises in organizational and legal form. Based on this, it can be concluded that these societies are the most common form of entrepreneurial activity in the country.

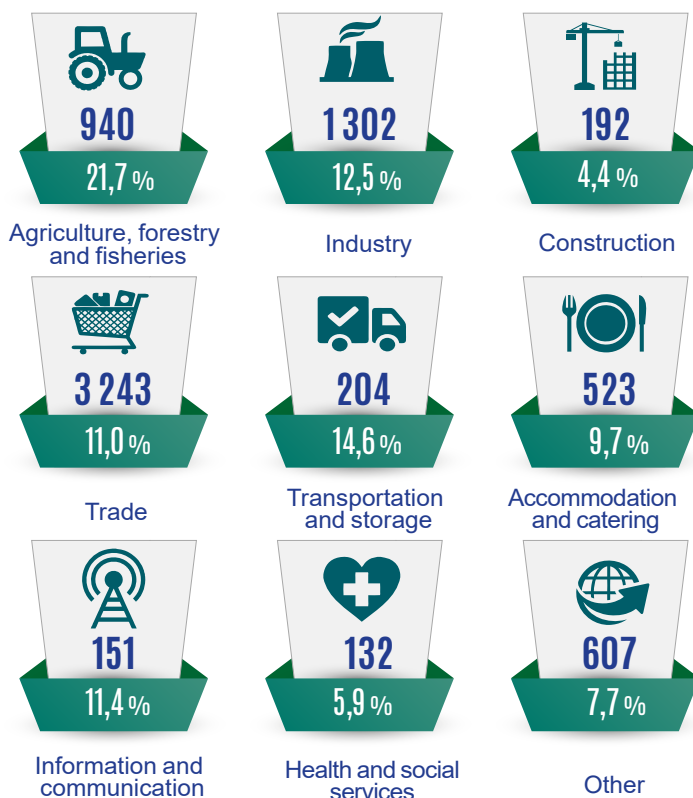
A significant share of enterprises in the distribution by type of economic activity (share in the total number) falls on the trade sector – **36.4 %**, industry – **15.3 %**, construction – **9.7 %**, agriculture, forestry and fisheries – **9.5 %**.

for January-October, 2023, units

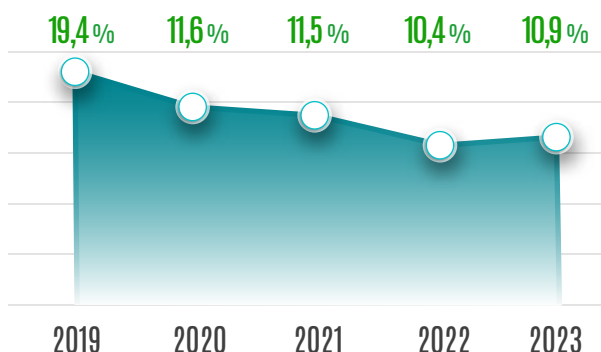
Quantity, by year



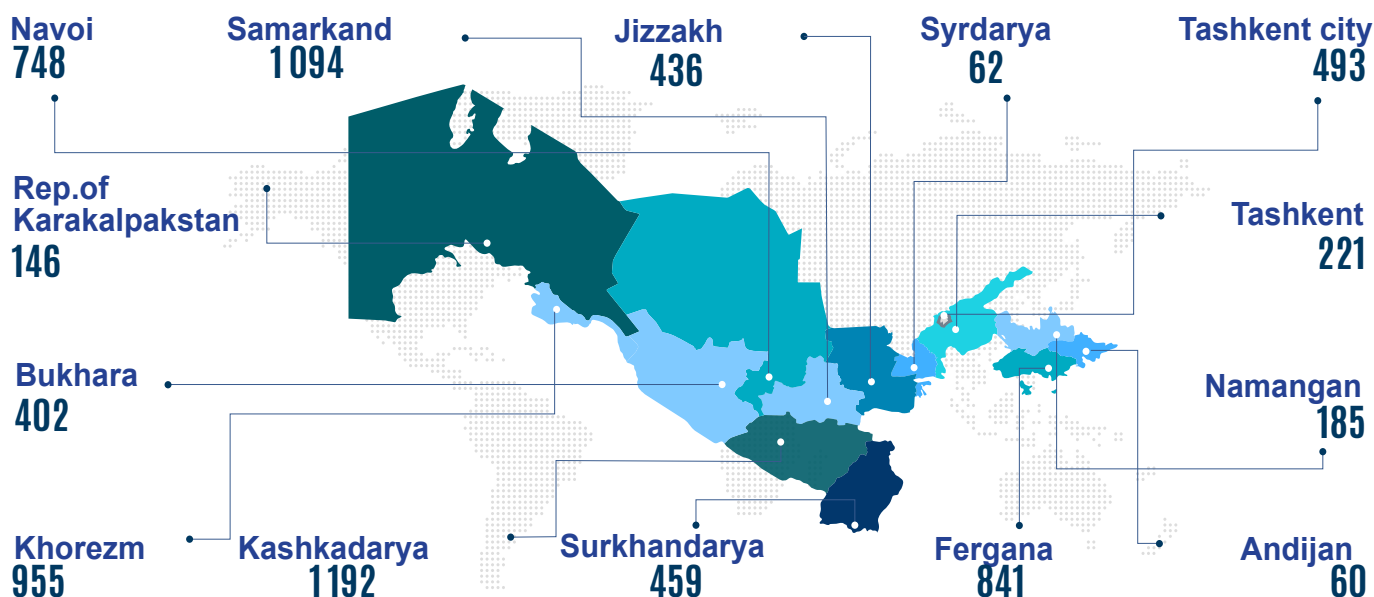
By type of economic activity



The percentage of newly created to the total number of existing



By regions




A private enterprise is a commercial organization created and managed by an owner - an individual, representing the organizational and legal form of business entities.

This organization owns separate property, can acquire and exercise property and personal non-property rights on its own behalf, bear obligations, act as a plaintiff and defendant in court.

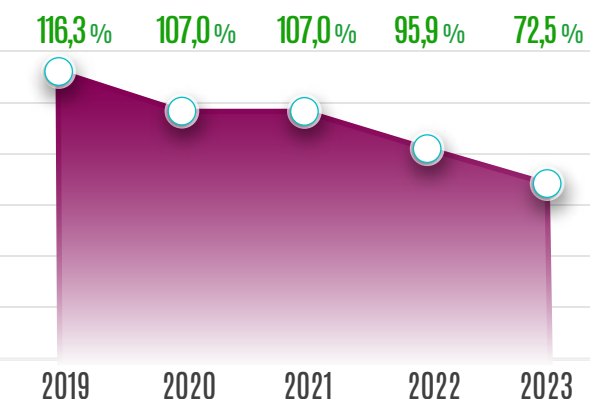
In **January-October 2023**, the number of newly created private enterprises in agriculture, forestry and fisheries, compared with the corresponding period of **2022**, increased by **111** units, transportation and storage – by **86** units.

as of November 1, 2023, units

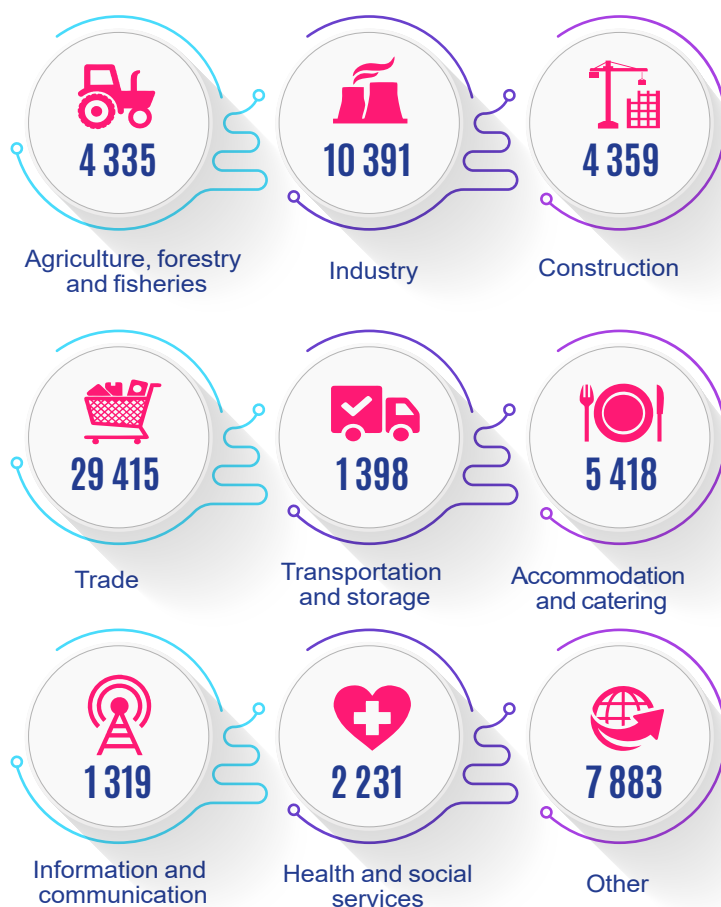
Quantity, by year



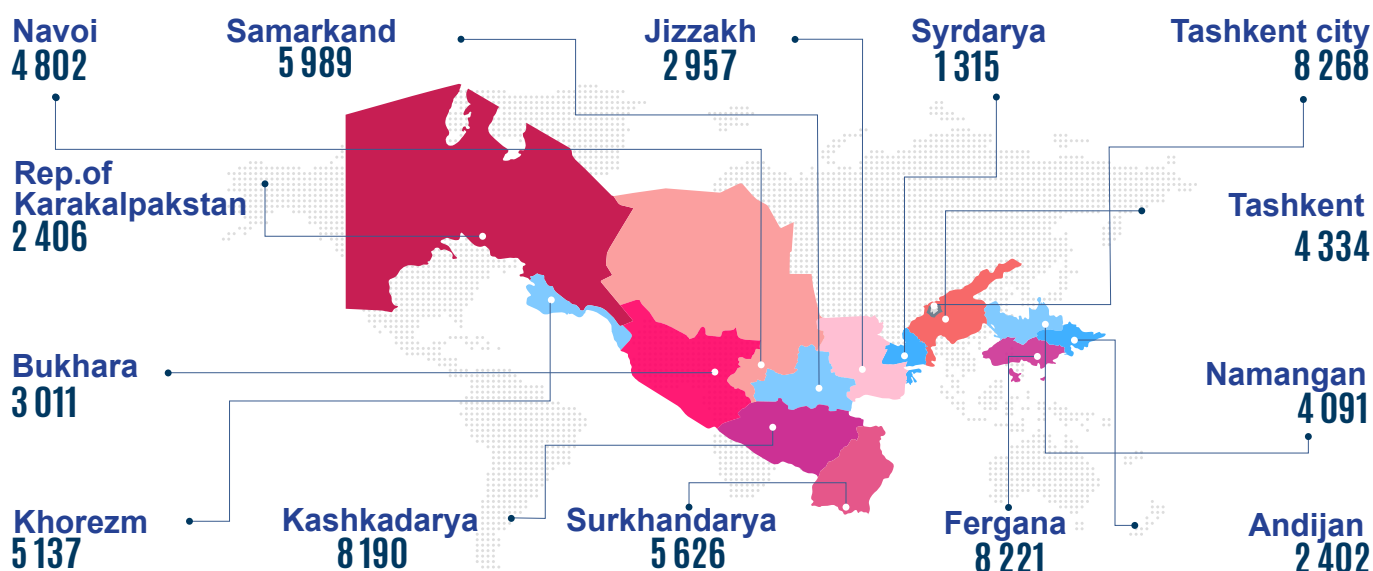
Growth, decrease rate



By type of economic activity




By regions



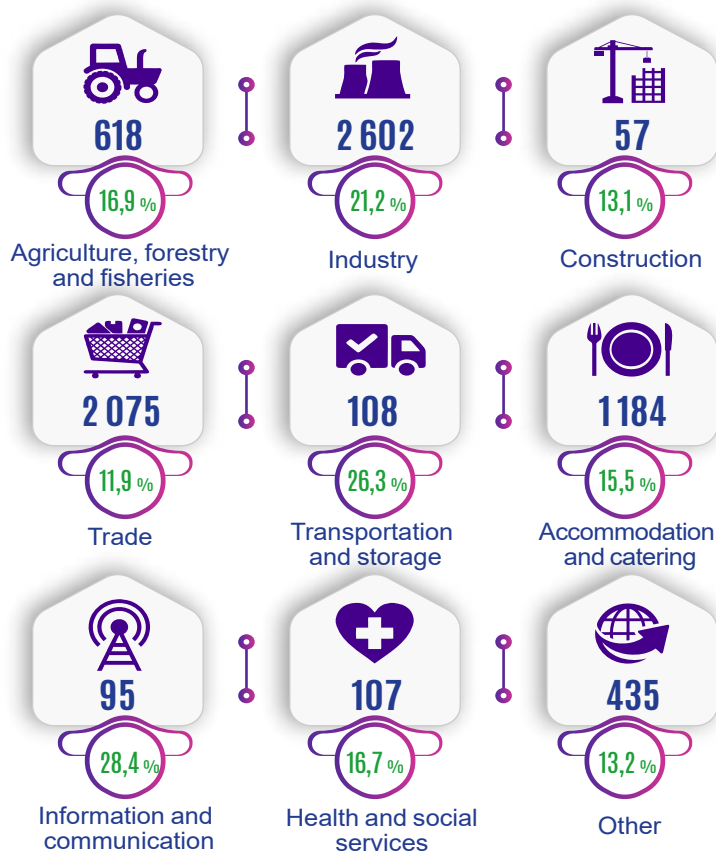
As of November 1, 2023, when comparing the number of operating enterprises by their organizational and legal form, private enterprises took second place after limited liability companies. The highest figures were recorded in Tashkent city – 8 268 units, Fergana – 8 221 units and Kashkadarya – 8 190 units. By types of economic activity, private enterprises were distributed in the trade sector – 29 415 units, industry – 10 391 units, accommodation and catering – 5 418 units and construction – 4 359 units.

for January-October, 2023, units

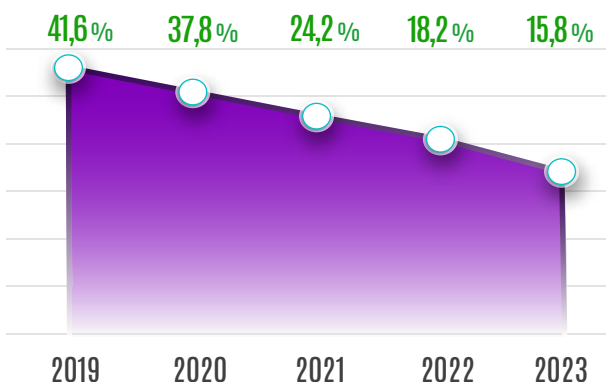
Quantity, by year



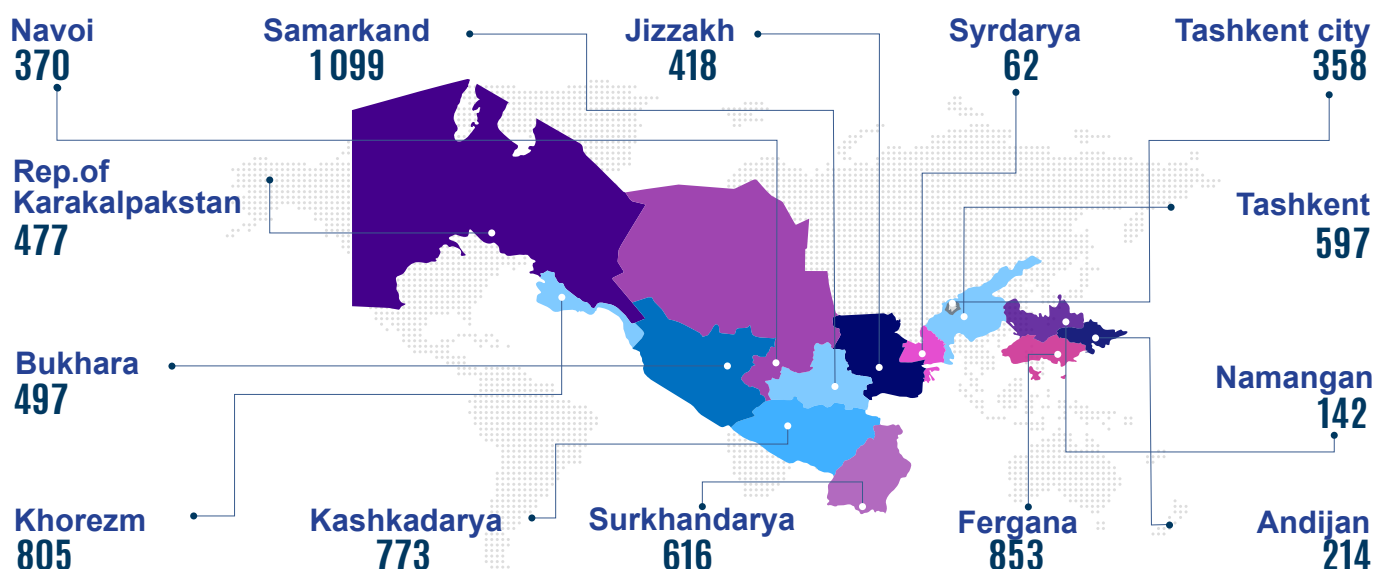
By type of economic activity



The percentage of newly created to the total number of existing



By regions




A family enterprise is a small business entity voluntarily created by its participants on the basis of common property owned jointly or jointly by the participants of the family enterprise, as well as the property of each of the participants of the family enterprise for the production and sale of goods (works, services).

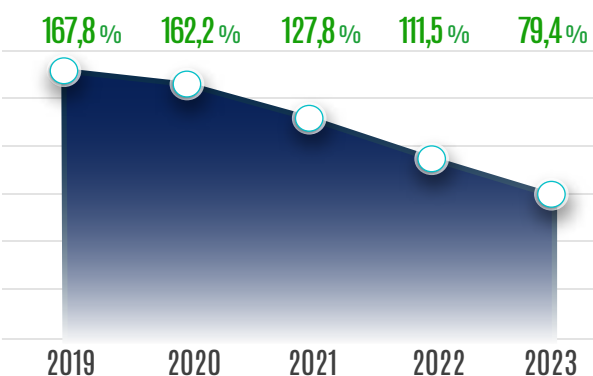
The activity of a family enterprise, which is one of the organizational and legal forms of business entities, is based on the personal labor of its participants.

as of November 1, 2023, units

Quantity, by year



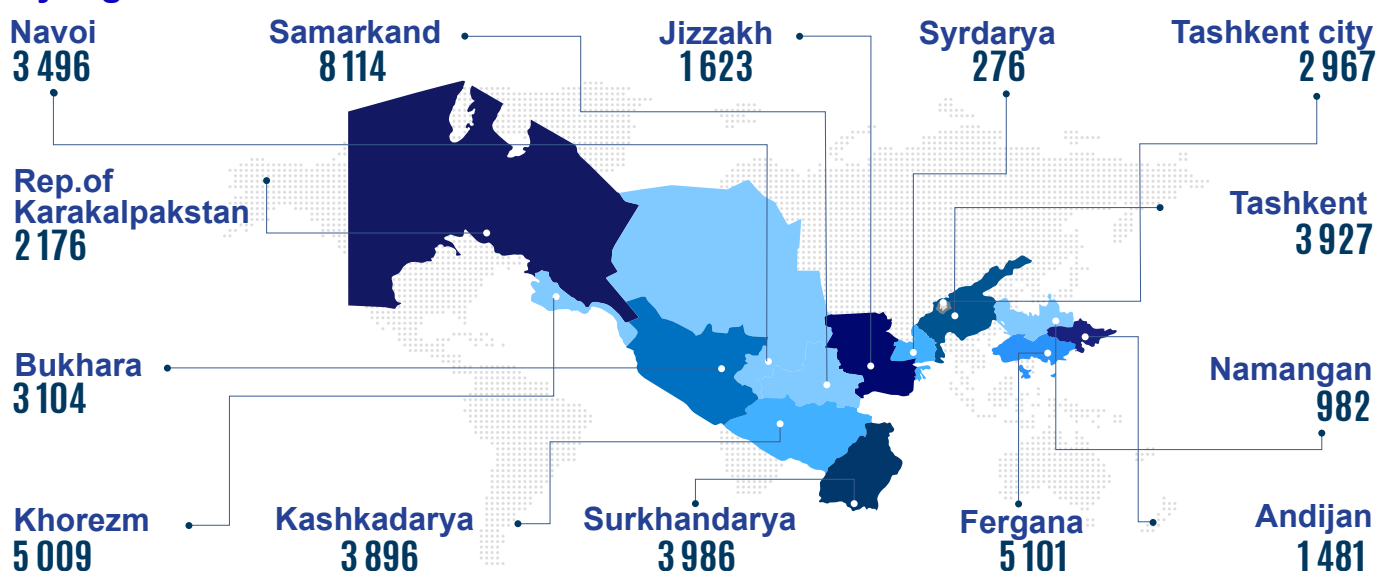
Growth, decrease rate



By type of economic activity



By regions



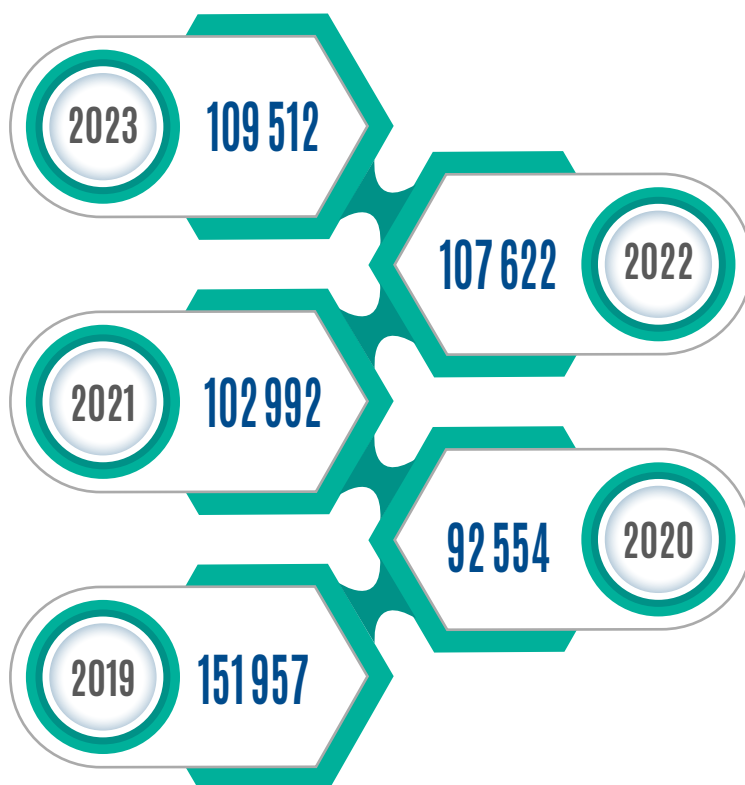
The number of operating family enterprises that have passed state registration as a legal entity, **as of November 1, 2023**, in relation to the corresponding period of **2020**, increased by **5 340** units.

This was due to a significant increase in the number of enterprises in the following industries: trade – from **11 428** to **17 464** units (an increase of **6 036** units), accommodation and catering services – from **6 945** to **7 645** units (an increase of **700** units).

as of January 1, 2023, units

By regions

Kashkadarya	15 007
Samarkand	13 181
Fergana	12 575
Andijan	9 166
Jizzakh	9 083
Tashkent	8 260
Surkhandarya	7 932
Namangan	7 203
Bukhara	6 787
Rep.of Karakalpakstan	6 356
Syrdarya	5 524
Khorezm	5 224
Navoi	3 200
Tashkent city	14



105 760



Crop and animal husbandry, hunting and the provision of services in these areas

The main directions of this section are the cultivation of seasonal and perennial crops, livestock farming, hunting and agriculture, the share of the number of enterprises of which is **96.8 %** of the total number of enterprises in this industry.

75



Forestry and logging

The most important areas of this section are the harvesting of wood, the collection of non-wood forest products, the share of the number of enterprises of which is **0.1 %** of the total number of enterprises in this industry.

3 677



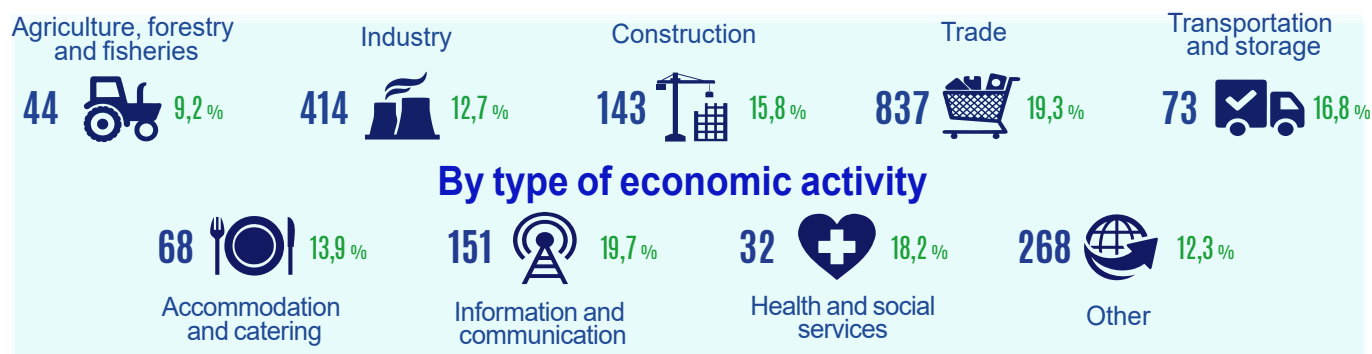
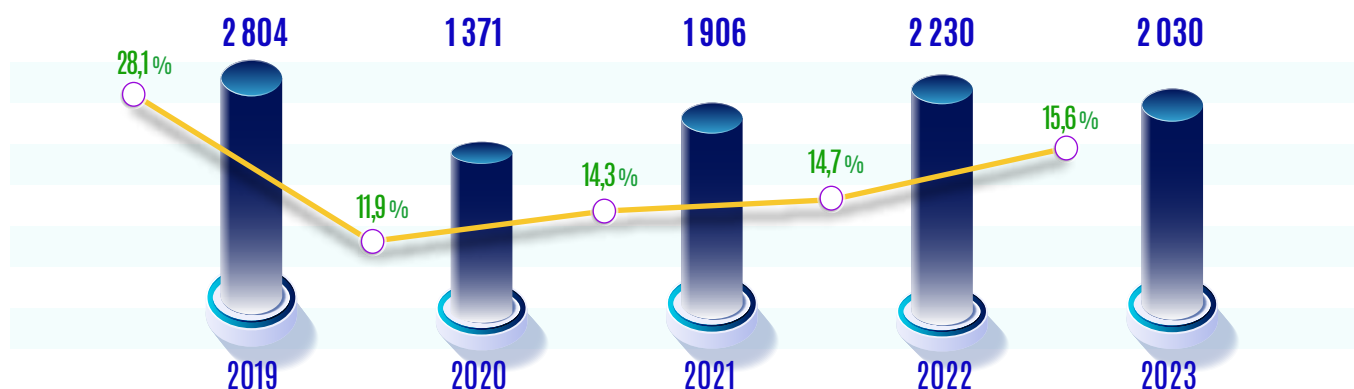
Fisheries and aquaculture

Catching fish and representatives of aquaculture are the main activities of the fishing section, the share of the number of enterprises is **3.1 %** of the total number of enterprises in this industry.

Information about newly created enterprises and organizations with foreign investment for January-October, 2023, units

The percentage of newly created to the total number of existing

Quantity, by year



By regions



Enterprises with the participation of foreign investment are enterprises in the authorized capital of which non-residents, foreign legal entities (branches and departments of foreign companies), foreign citizens and stateless persons participate.

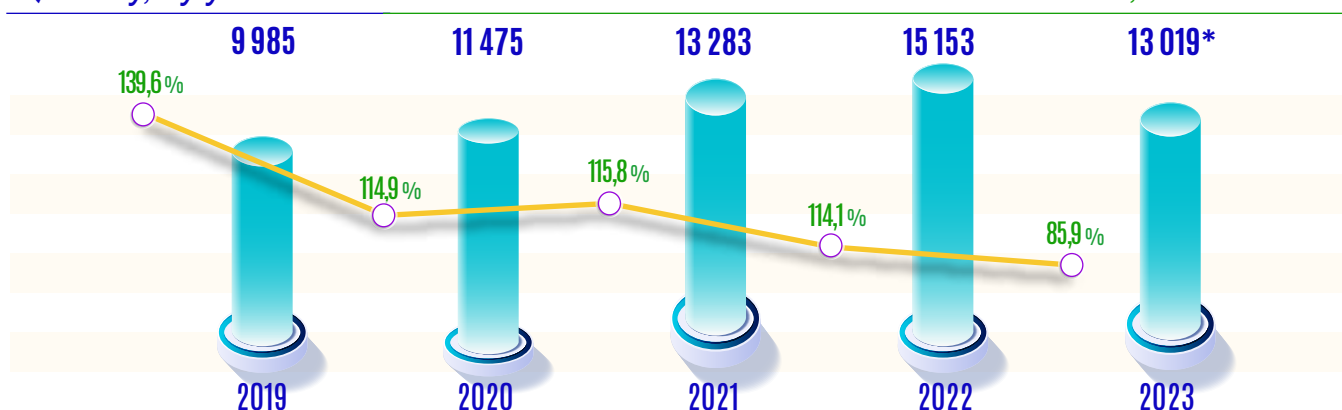
We see that as a result of intensive work on the development of international economic cooperation in our country, the number of enterprises with foreign investment is increasing significantly.

In **January-October 2023**, the number of newly created enterprises and organizations with the participation of foreign capital increased by **106.5 %** compared to the corresponding period in **2021**.

as of November 1, 2023, units

Quantity, by year

Growth, decrease rate



By type of economic activity



By regions



Over the past five years, the number of operating enterprises with foreign investments has increased by **1.3** times.

The leading place is occupied by the Russian Federation – **2 854** enterprises with full or partial participation, which is **21.9 %** of the total number of operating enterprises with foreign investments in the republic. Among the countries pouring their capital into the economy of Uzbekistan, China (**15.6 %** of the total number of operating enterprises with foreign investments in the republic), Turkey (**13.6 %**), Kazakhstan (**7.4 %**) and South Korea (**5.4 %**) also occupy a special place.

for January-October, 2023, units



Uzbekistan is carrying out comprehensive economic and social reforms aimed at accelerating economic growth, expanding international relations and creating favorable legal conditions for foreign direct investment. The country's strategic geographic location, rich and diverse natural resources represent a huge potential for investment and growth. The government of the republic pays close attention to increasing foreign investment in order to stimulate business development and the introduction of modern technologies to improve the well-being of its citizens.

as of November 1, 2023, units



The main features of the new foreign policy of Uzbekistan are openness, attention to the priorities of long-term sustainable development, strengthening good neighborly relations with neighboring countries, expanding international cooperation on an impartial basis.

As a result, it is noted that today consistent reforms are being carried out in various sectors of the economy of Uzbekistan aimed at stimulating the process of creating the internal conditions necessary for doing business and attracting investments.

Based on this, out of **13 019** units. operating enterprises with foreign investment **4 822** units. are joint, and **8 197** units. come from foreign enterprises.

as of November 1, 2023, units

joint ventures

foreign enterprises



In order to create the most favorable investment climate in the country for attracting direct investment, large-scale measures have been taken to liberalize the economy, limit interference in the activities of business entities, reduce and simplify licensing and permit procedures, ensure free access to goods (works and services), as well as create in the regions of necessary infrastructure. As a result, every year there is an increase in enterprises with foreign investment.

So, **as of November 1, 2023**, the number of registered enterprises with foreign investments increased by **2 334** units. compared to the same period last year and reached **17 958** units.

as of November 1, 2023, units



In recent years, Uzbekistan has gone through an accelerated transformation of the economy and is increasingly featured in the international community as one of the symbols of openness, innovation and determination in removing various barriers to business and investment.

Thus, the increase in the number of enterprises with foreign investments is primarily due to political stability and the improvement of the legal framework for investment activities in the country.

(excluding farms and dehkans, as of January 1, units.)



Small business entities are extremely important for the market economy, as they act as a driver of sustainable economic growth of the country. The production of new goods and services contributes to the creation of new jobs, which ultimately leads to accelerated economic development. In addition, the main priorities should be the introduction of free market mechanisms, ensuring healthy competition and immunity of private property, as well as support for small businesses.

A significant increase in business entities was expressed by an increase in the number of operating small businesses from 189.9 thousand on **January 1, 2014** to **523.6** thousand on **January 1, 2023**.

The rapid development of the national economy and ensuring high growth rates are one of the most important priorities of the development strategy of New Uzbekistan for **2022-2026**.

The Unified State Register of Enterprises and Organizations – is an automated information and reference system consisting of information that is updated in real time and provides state accounting and identification of enterprises and organizations based on a unified system of classifications.

Registered – legal entities that have passed state registration with the registration authority in the prescribed manner and have legal entities in the State Register (with the exception of liquidated legal entities).

Active – legal entities that have passed state registration with the registration authority in the prescribed manner, and have not provided information on the non-execution or completion of financial and economic activities.

Newly created – legal entities that have passed state registration with the registration authority in the prescribed manner and are entered (newly included) in the state register of legal entities.

The level of activity of legal entities - according to the Decree of the President of the Republic of Uzbekistan No. **PD-5739 of June 7, 2019** and the Resolution of the Cabinet of Ministers of **August 21, 2019 No. 704**:

- banks must notify the state tax authorities through the system about the non-receipt of funds to the accounts of commercial enterprises within 9 months;
- after that, based on the submission of the state tax authorities, the Public Service Centers will transfer the enterprise to a state of inactivity, about which a corresponding entry will be made in the state register and the System.

Small enterprises and micro-firms are organizations related to small businesses in accordance with Appendix 1 to the Resolution of the Cabinet of Ministers of the Republic of Uzbekistan dated **August 24, 2016 No. 275** “On measures to transfer to the international system of classification of types of economic activity”.

Enterprises with the participation of foreign investment – enterprises with the participation of non-residents, foreign legal entities (branches and divisions of foreign firms), foreign citizens and stateless persons in the authorized capital of the enterprise.

Information on enterprises and organizations was compiled on the basis of the database of the Center for Public Services of the Ministry of Justice of the Republic of Uzbekistan **as of November 1, 2023** (excluding farms and dekhkan farms).



Unified State Register of Enterprises and Organizations

For external users, interactive services are available on the stat.uz website that provide access to the database of the Unified State Register of Enterprises and Organizations (USRPO).



**Maintenance and system
maintenance
of statistical registers
Tel. 71 202-80-90 (91)**