



**STATISTICS AGENCY UNDER THE PRESIDENT
OF THE REPUBLIC OF UZBEKISTAN**



MAIN INDICATORS OF CONSTRUCTION WORK COMPLETED IN THE REPUBLIC OF UZBEKISTAN

FOR JANUARY-OCTOBER 2023

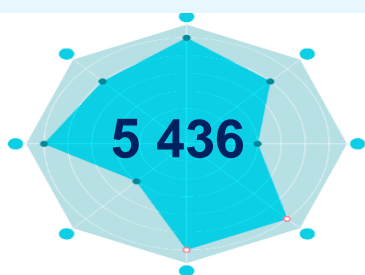
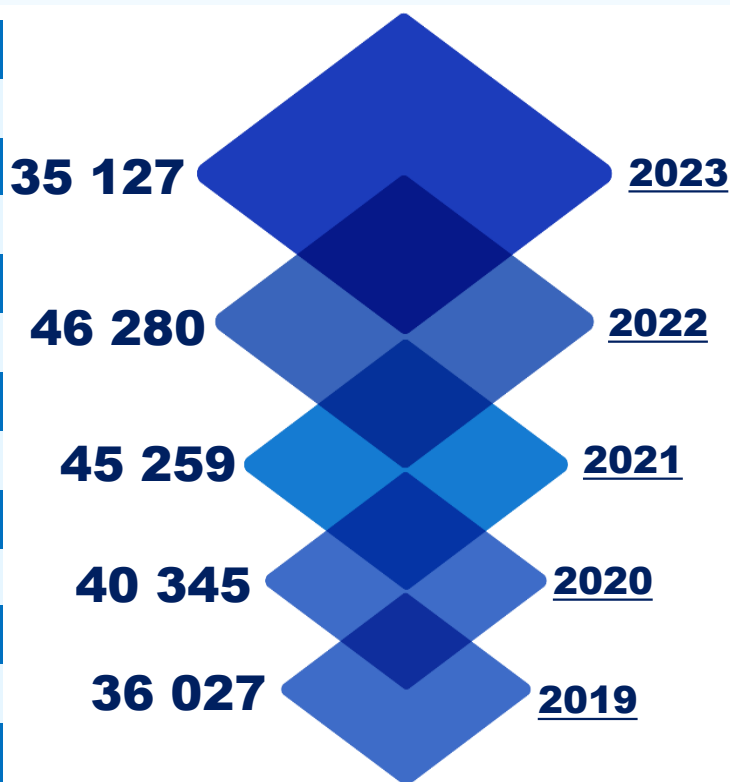
CONSTRUCTION COMPANIES OPERATING IN THE REPUBLIC OF UZBEKISTAN

As of November 1, 2023, the total number of enterprises and organizations engaged in construction activities in the Republic of Uzbekistan amounted to 35 127 units.

The largest number of construction enterprises – 7 261, or 20.7% of their total number, are concentrated in Tashkent city.

Number of construction enterprises as of November 1, 2023, units

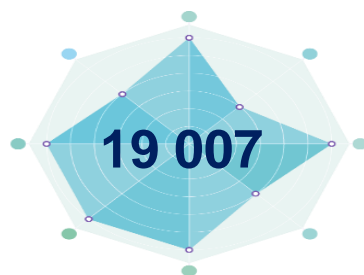
Tashkent city	7 261
Fergana	2 988
Tashkent	2 934
Bukhara	2 688
Kashkadarya	2 668
Samarkand	2 531
Surkhandarya	2 441
Andijan	2 142
Rep. of Karakalpakstan	1 915
Khorezm	1 793
Namangan	1 690
Jizzakh	1 572
Navoi	1 426
Syrdarya	1 078



Specialized
construction work



Construction
of civil facilities

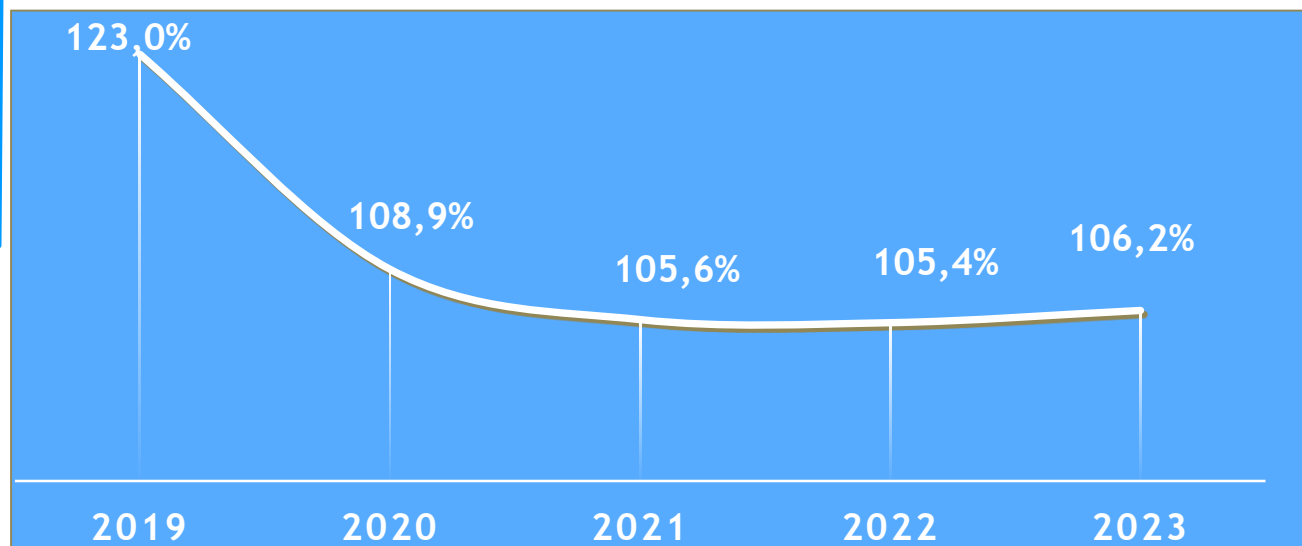



Construction of buildings
and structures

There are 7 261 construction enterprises in Tashkent city (20.7% of the total number in the republic), Fergana region – 2 988 (8.5%), which is more than in other regions.

Dynamics of completed construction work in January-October

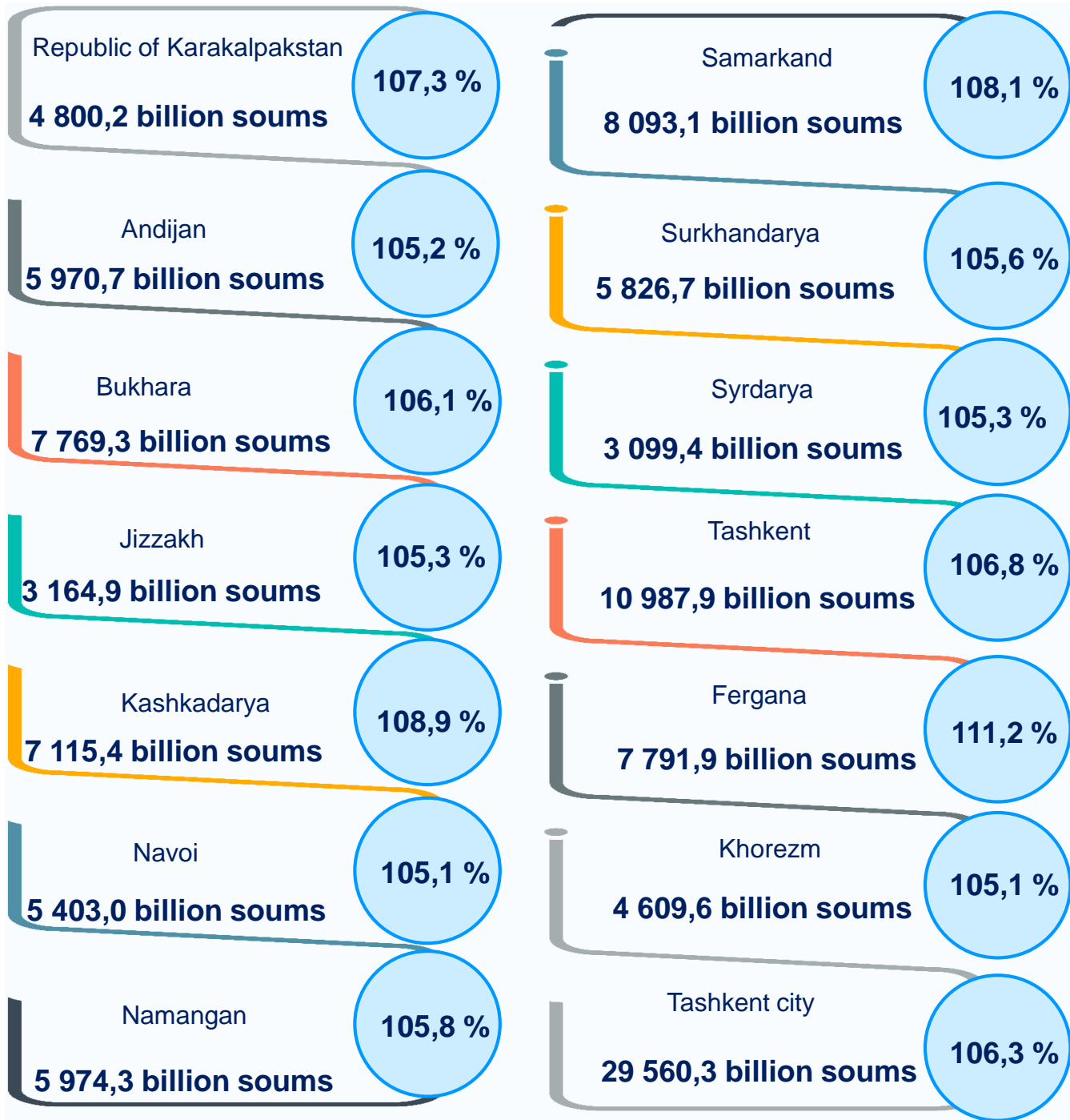
In January-October 2023, the volume of construction work completed in Uzbekistan amounted to 119 589.0 billion soums, which, in relation to the same period in 2022, is 106.2%.



For reference: construction activity is the result of construction work carried out on our own, the volume of new construction, major and current repairs, etc.

Construction work in the Republic of Uzbekistan for January-October 2023

Volume and comparison with the corresponding period of 2022 by region

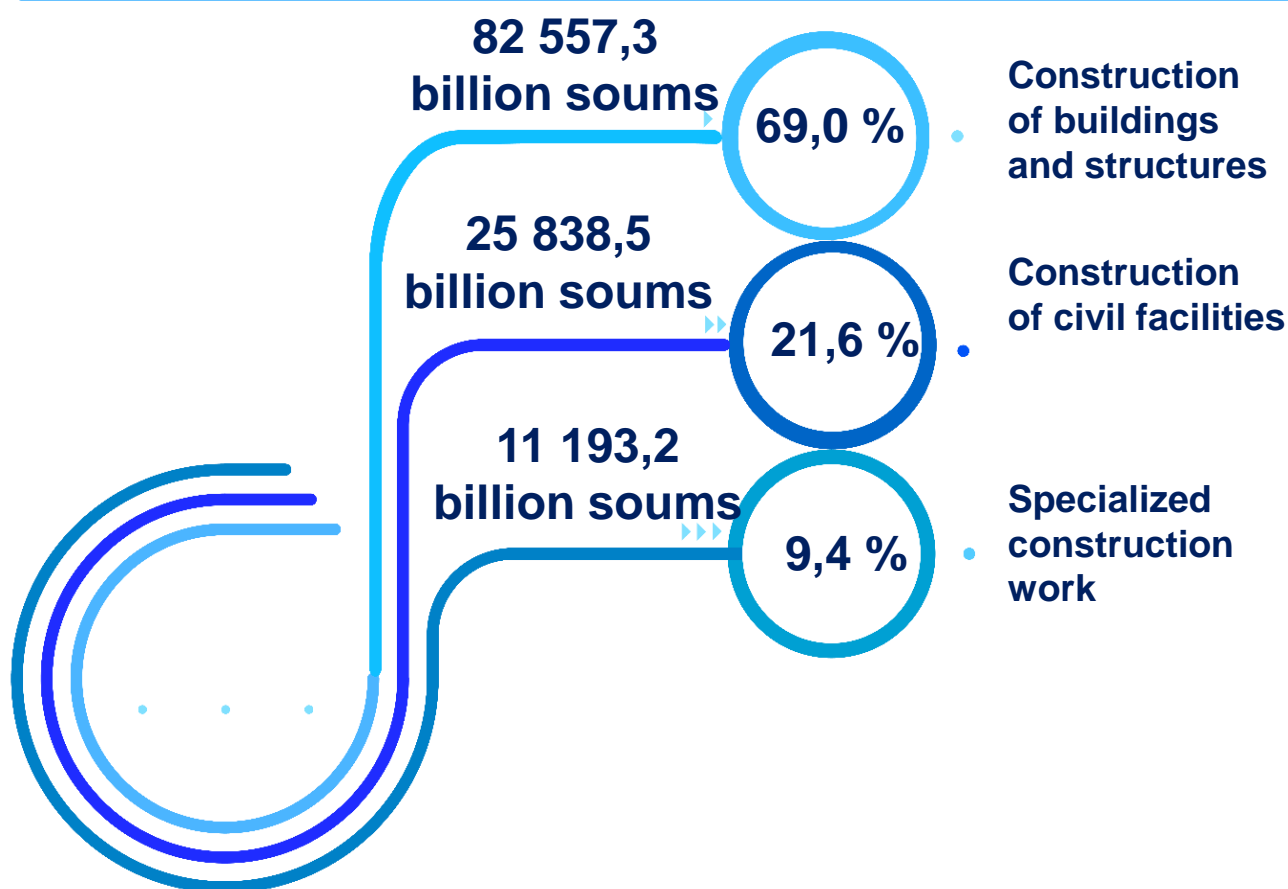


In January-October 2023, high volumes of construction work were noted in the regions, in particular in Tashkent city (29 560.3 billion soums), Tashkent (10 987.9 billion soums) and Samarkand (8 093.1 billion soums) regions.

Construction work by type of economic activity for January-October 2023

Construction work in the Republic of Uzbekistan for January-October 2023 is distributed by type of economic activity as follows:

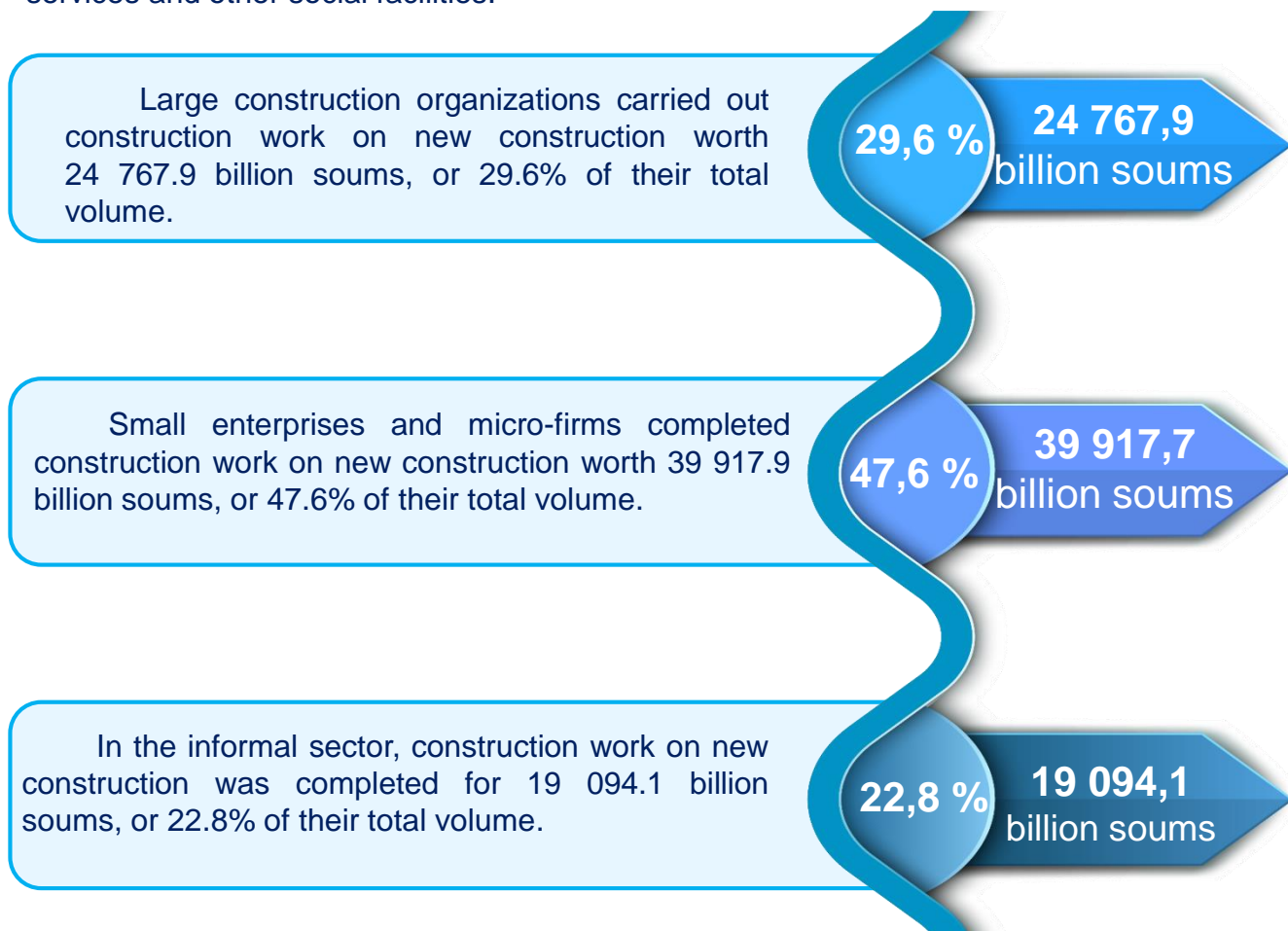
- the share of construction of buildings and structures reached 69.0%, which, compared to the same period in 2022, amounted to 103.1%;
- the share of construction of civil facilities was fixed at 21.6% and, if compared with the corresponding period in 2022, this amounted to 108.7%;
- the share of specialized construction work is 9.4% and, compared to the same period in 2022, this amounted to 126.2%.



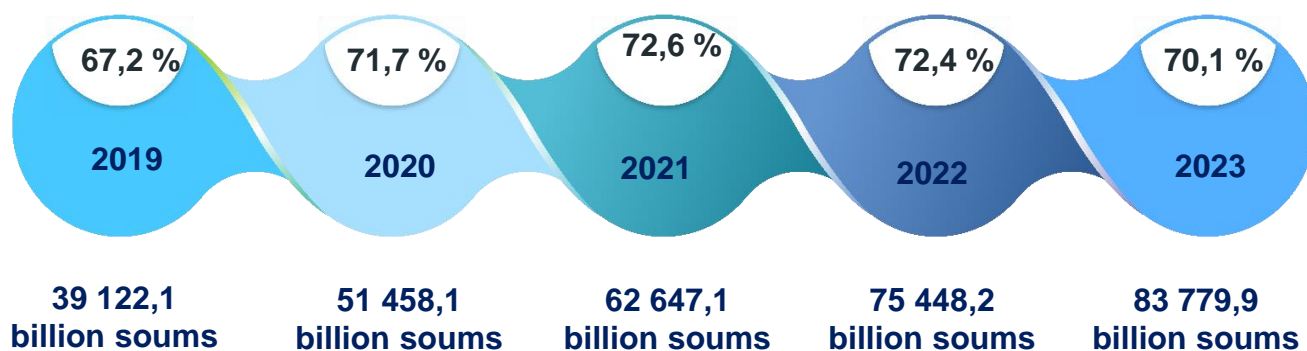
The scope of construction work includes work performed by legal entities and individuals under construction contracts and in an economic way, as well as the construction of objects for sale.

Share of new construction, reconstruction, expansion and technical re-equipment in the total volume construction work for January-October 2023

A significant part of the work was carried out on the construction of new buildings and structures. Thus, 70.1% of their total volume, or 83 779.9 billion soums, were aimed at creating new production capacities in the economic sphere, housing and communal services and other social facilities.

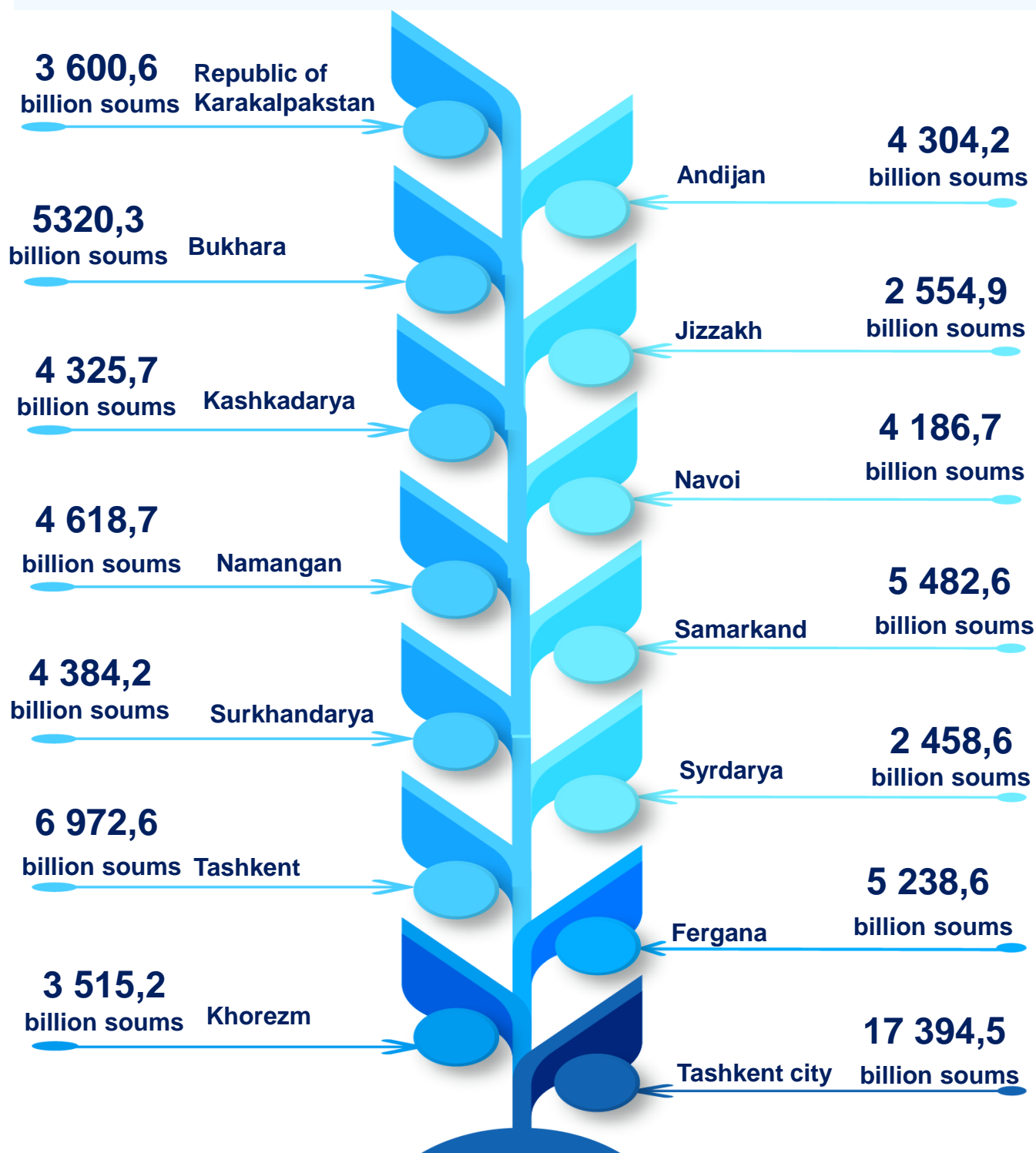


Volume and share of new construction by year



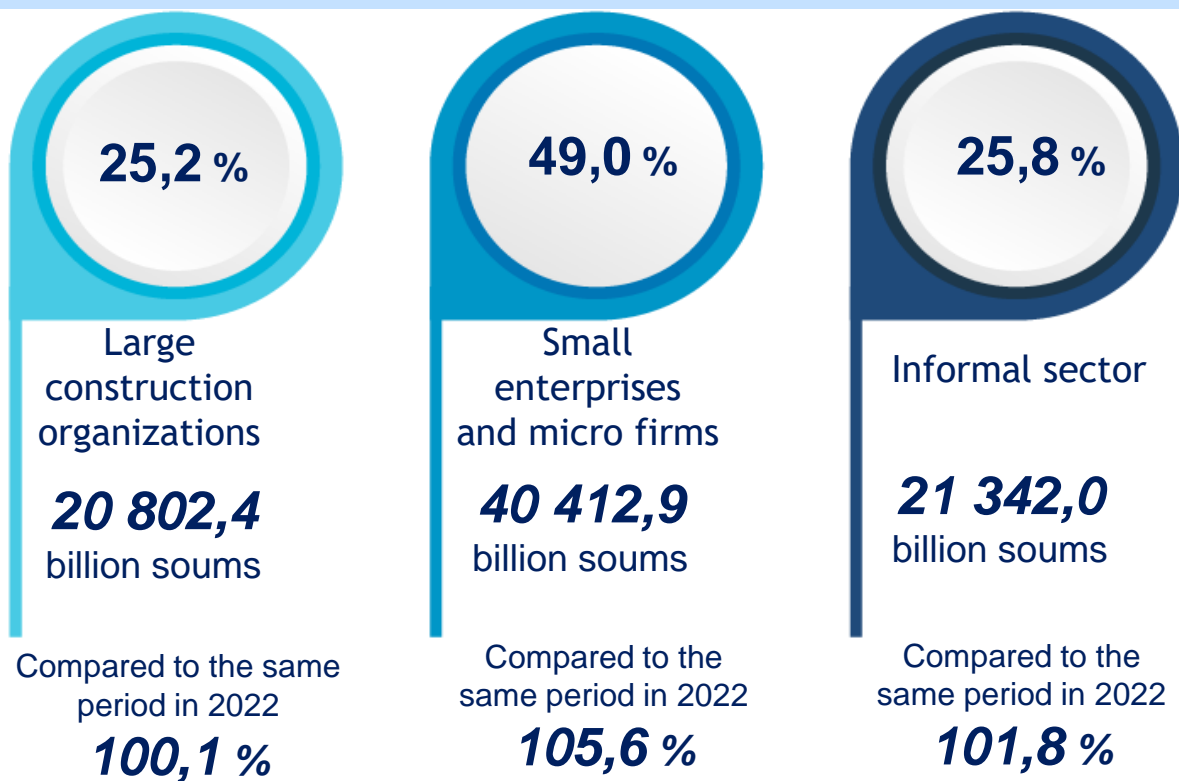
New construction work by region for January-October 2023

In January-October 2023, high volumes were noted for new construction work by region, in particular in Tashkent city (17 394.5 billion soums), Tashkent region (6 972.6 billion soums), Samarkand region (5 482.6 billion soums) and Bukhara region (5 320.3 billion soums).



Key indicators of construction of buildings and structures by type of enterprise for January-October 2023

A total of **82 557,3** billion soums were spent on the construction of buildings and structures.



According to the Statistical Classifier of Products (goods, works, services) by type of economic activity of the Republic of Uzbekistan (SCP), starting from January 1, 2015, the indicator “Volume of work performed on its own” is applied for the type of activity “Construction”.

The share in the total volume of construction work performed by large construction organizations in the overall structure of buildings and structures amounted to 25.2% and, compared to the same period in 2022, it decreased by 1.0 percentage points.

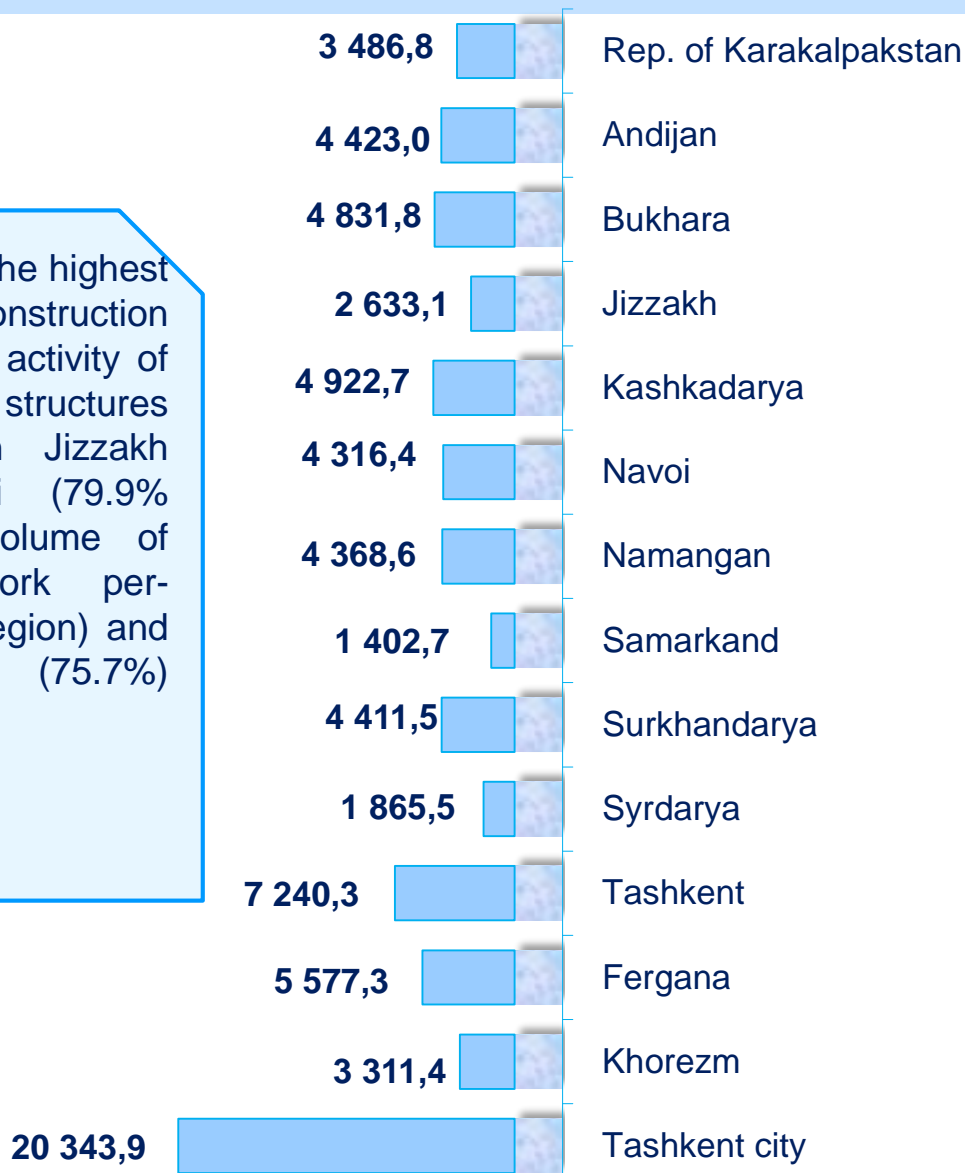
The share of small enterprises and micro firms in this type of activity, when compared with the same period in 2022, increased by 0.5 percentage points and amounted to 49.0%.

The share of the informal sector, compared to the same period in 2022, increased by 0.5 percentage points. and amounted to 25.8%.

Construction of buildings and structures for January-October 2023

Volume by region, billion soums

For reference: the highest shares of construction work by type of activity of buildings and structures were noted in Jizzakh (83.2%), Navoi (79.9% of the total volume of construction work performed in this region) and Surkhandarya (75.7%) regions.



Jizzakh region
83,2 %



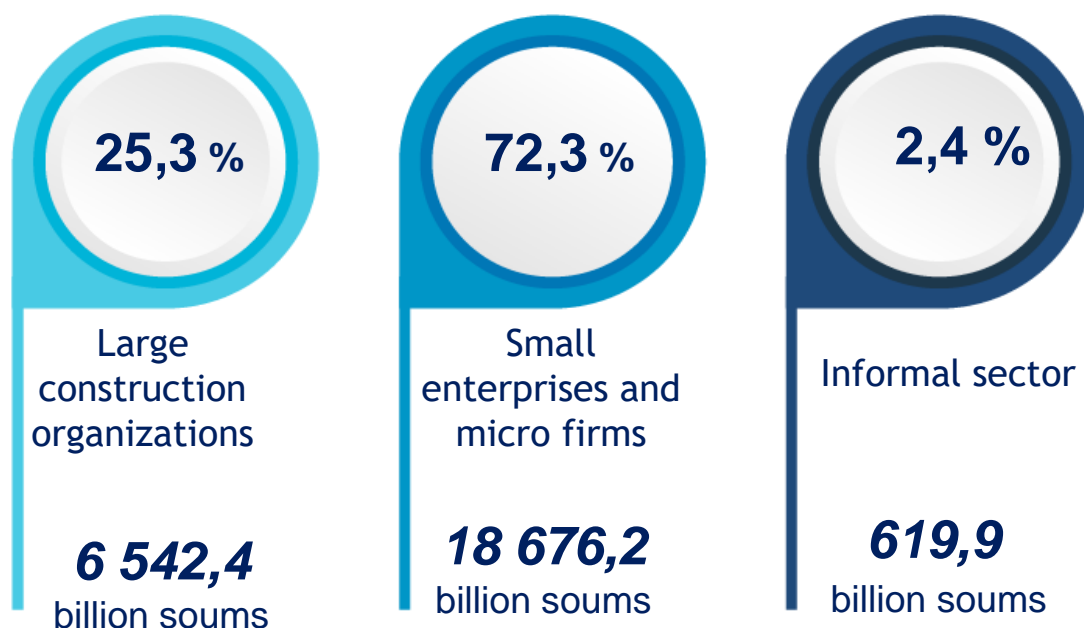
Navoi region
79,9 %



Surkhandarya region
75,7 %

Construction work on the construction of civil facilities by type of enterprise for January-October 2023

Construction of civil facilities, billion soums

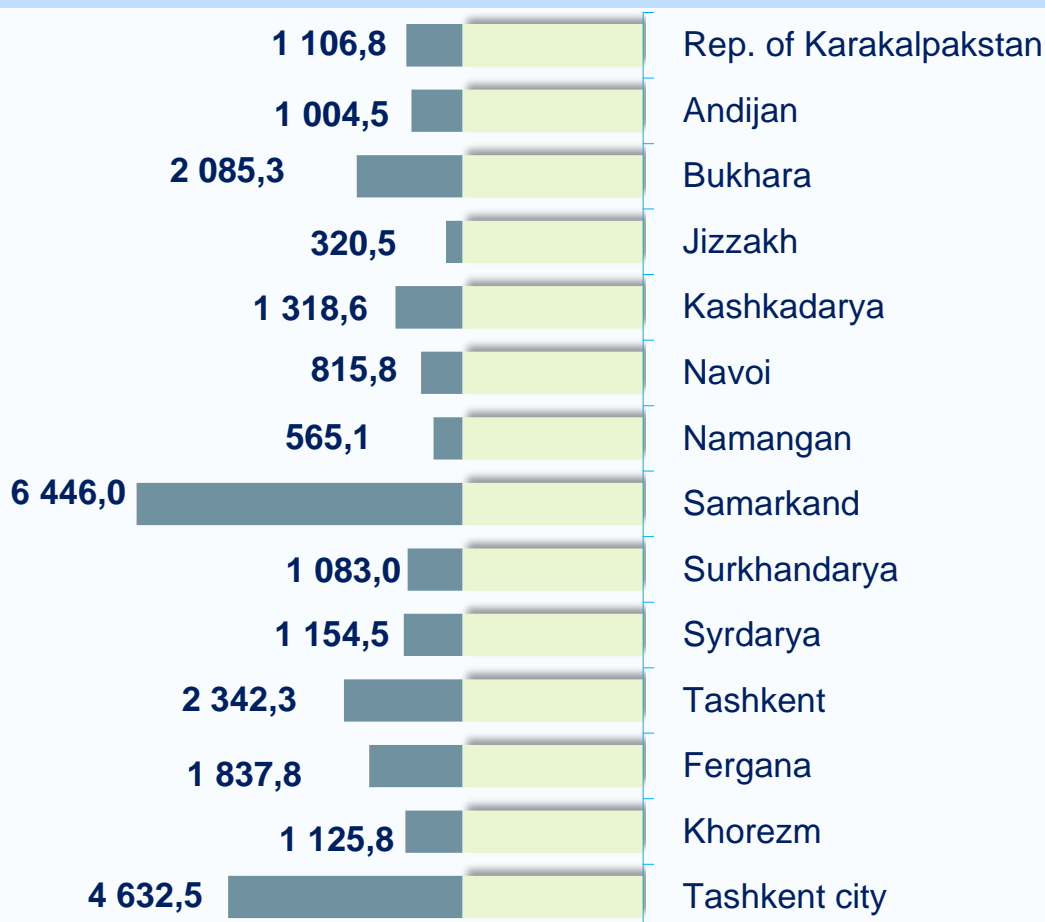


Civil construction includes the construction of heavy structures, such as highways, streets, bridges, tunnels, railways, airfields, harbors and other water projects, irrigation systems, industrial structures, pipelines, power lines, outdoor sports complexes and etc.

The share of the volume of construction work carried out by large construction organizations for the construction of civil facilities amounted to 25.3% and decreased, compared to the corresponding period in 2022, by 2.9 percentage points. The share of small enterprises and micro firms in the construction of facilities amounted to 72.3% (increase by 0.6 p.p.). The share of the informal sector, compared to the same period in 2022, increased by 2.3 percentage points and amounted to 2.4%.

Construction of civil facilities for January-October 2023

Volume and share by region, billion soums



For reference: the highest shares of construction work performed by type of activity construction of civil facilities were noted in Samarkand region (79.7% of the total volume of construction work performed in this region), Syrdarya region (37.2%) and Bukhara region (26.8 %).



79,7 %
Samarkand region



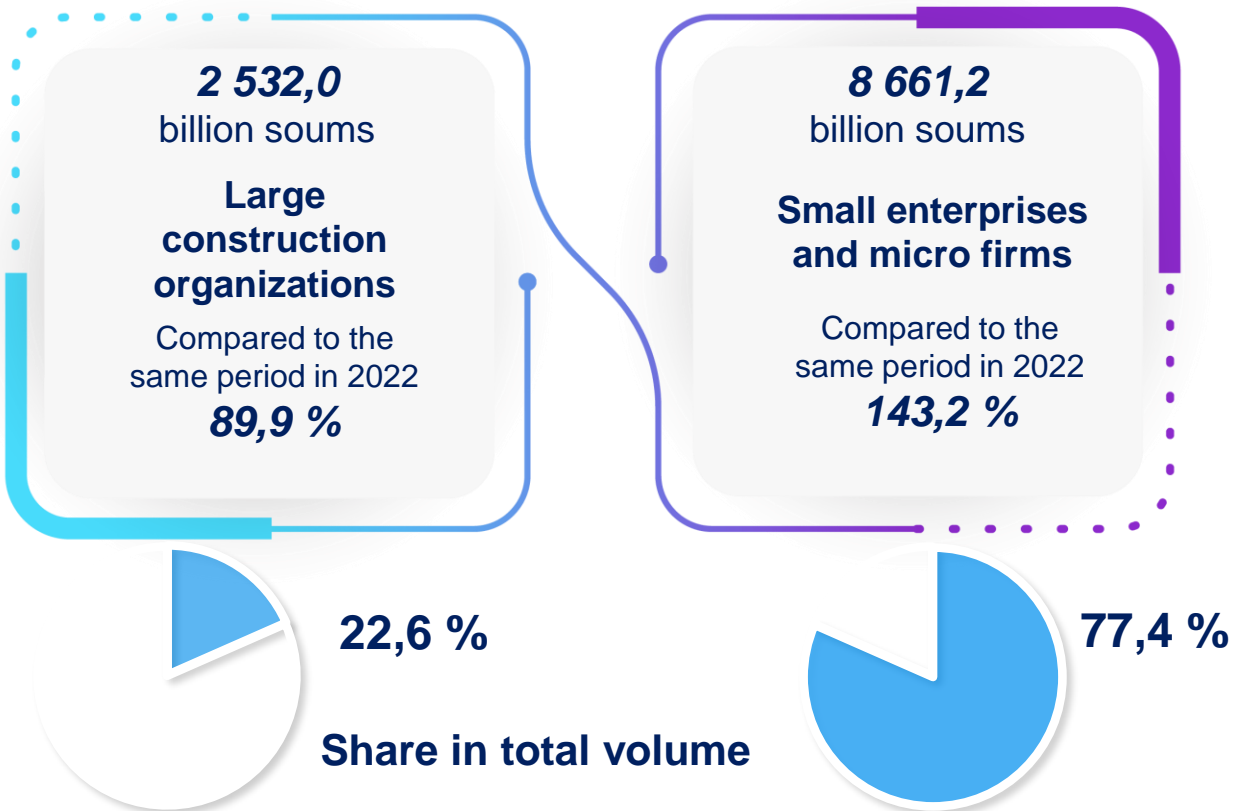
37,2 %
Syrdarya region



26,8 %
Bukhara region

Construction activity of specialized construction work by type of enterprise for January-October 2023

Specialized construction work, billion soums




Specialized construction work includes work related to finishing, such as polishing, plastering, painting, tiling floors and walls or covering with finishing materials such as parquet, carpet, wallpaper, etc., as well as sanding floors, finishing, carpentry or soundproofing work, cleaning of external areas, etc.

The share of the volume of construction work performed by large construction organizations for specialized construction work amounted to 22.6% and, compared to the corresponding period in 2022, decreased by 9.2 percentage points. Also, the share of small enterprises and micro-firms in the construction of facilities amounted to 77.4% (increased by 9.2 percentage points).

Specialized construction work for January-October 2023

Volume by region, billion soums

For reference: The highest shares of construction work performed by type of activity, specialized construction work, were noted in Namangan region (17.4%), Tashkent city (15.5% of the total volume of construction work performed in this region) and Tashkent region (12.8%).



17,4 %
Namangan region



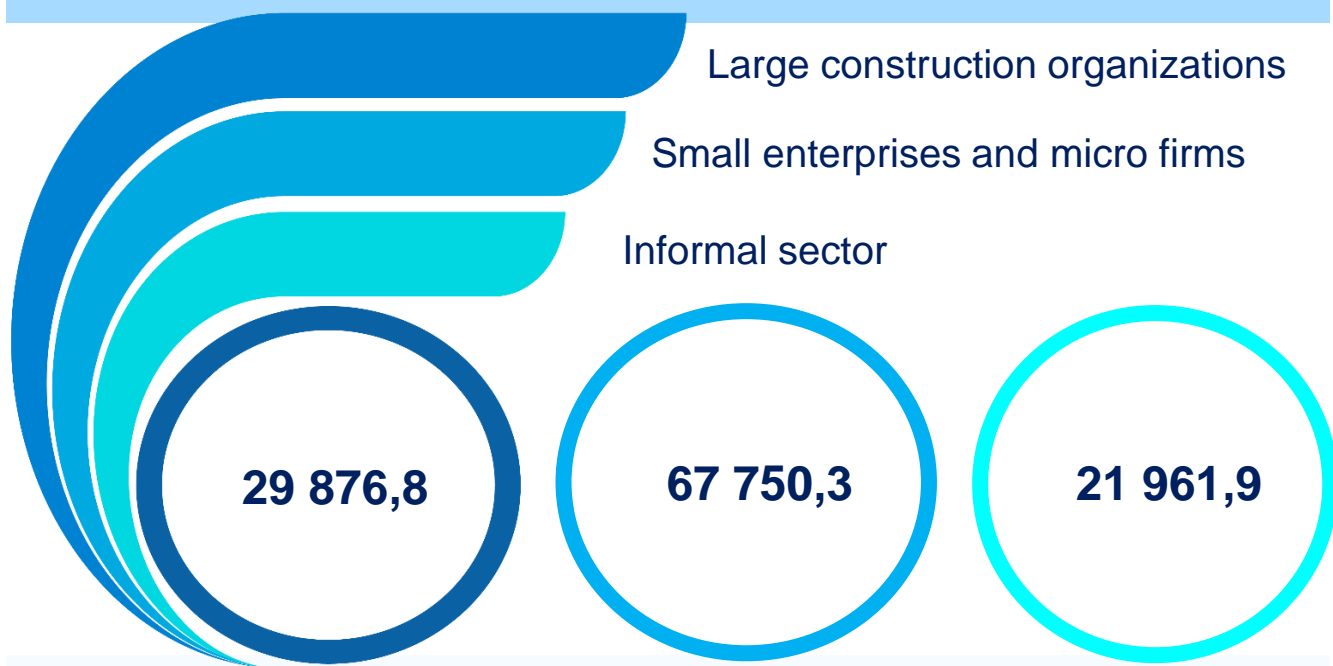
15,5 %
Tashkent city



12,8 %
Tashkent region

Key indicators of construction work by type of enterprise for January-October 2023

Structure of the volume of construction work, billion soums



It is known that the volume of construction work is determined by its composition, carried out by large construction organizations, small enterprises and micro-firms, as well as the informal sector.

Share in total volume



Large construction
organizations



Small enterprises
and micro firms



Informal sector

Compared to the
corresponding period

in 2022 – **98,6 %**

Compared to the
corresponding period

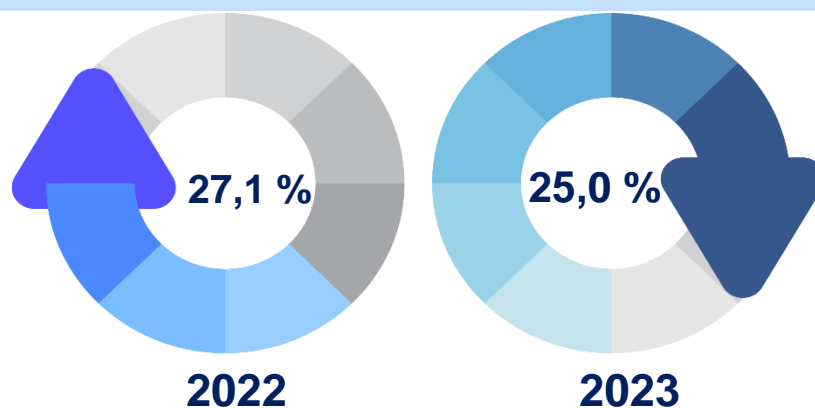
in 2022 – **110,5 %**

Compared to the
corresponding period

in 2022 – **104,6 %**

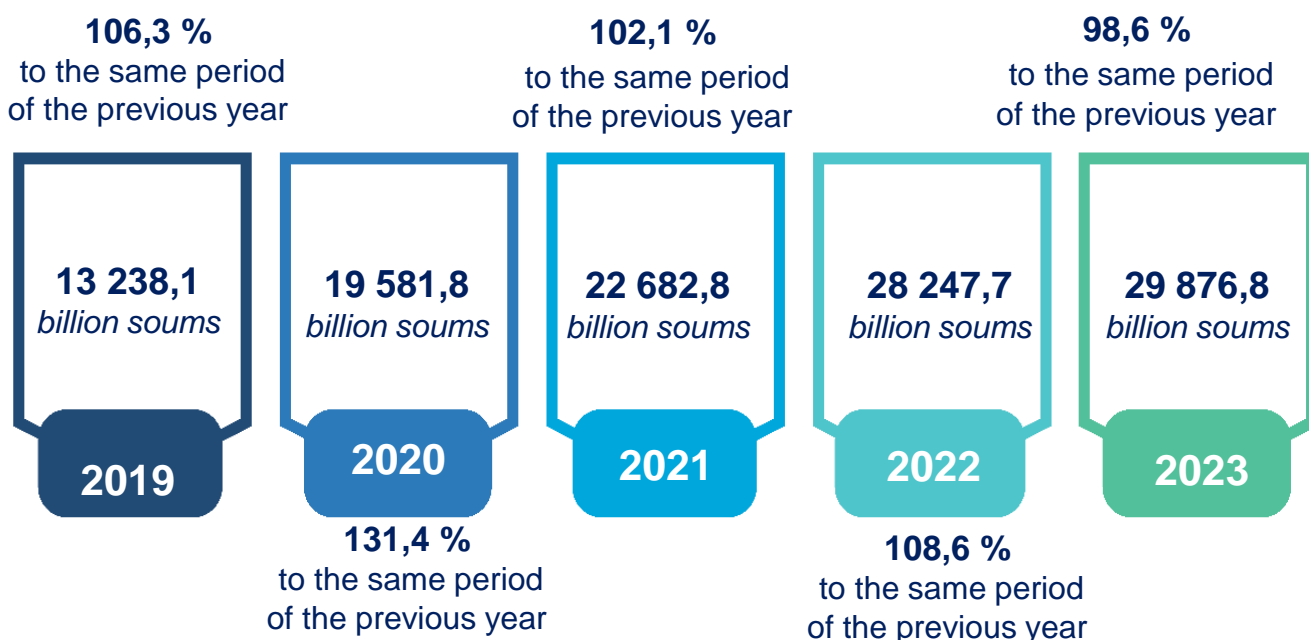
Main indicators of construction work performed by large construction organizations for January-October 2023

Large construction organizations, share of total



The volume of construction work performed by large construction organizations in January-October 2023 amounted to 29 876.8 billion soums. Compared to the same period in 2022, during the period under review the volume of construction work amounted to 98.6%, and their share in the total volume decreased by 2.1% and amounted to 25.0%

The volume of work carried out in an economic way is determined by the developer, based on the costs incurred by him during the reporting period for construction.




Work performed by large construction organizations in January-October 2023

Volume by region, billion soums



Share in total volume



28,7 %

Tashkent city



24,6 %

Kashkadarya



20,2 %

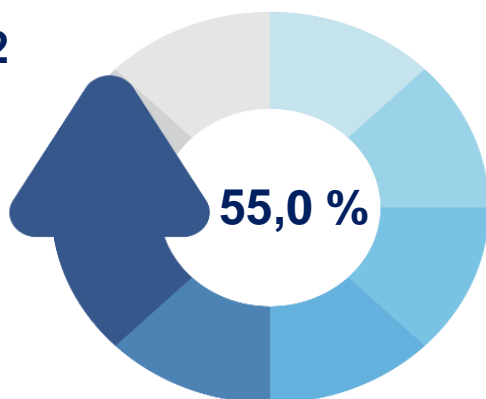
Tashkent region

For reference: the highest share in the volume of construction work performed by large construction organizations was noted in Tashkent city (28.7% of the total volume of construction work in this region), Kashkadarya region (24.6%) and Tashkent region (20.2%).

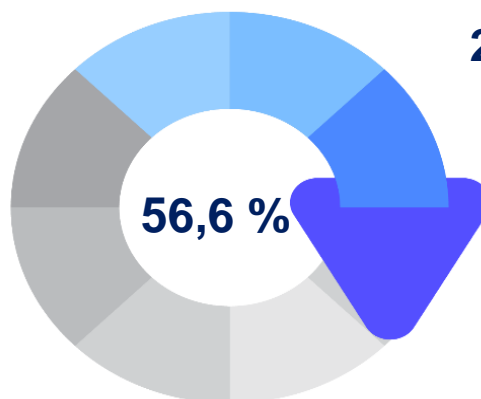
Main indicators of construction work performed by small enterprises and micro-firms for January-October 2023

Small enterprises and micro firms, share of the total

2022



2023



The share of construction work performed by small enterprises and micro-firms in January-October 2023 amounted to 56.6% of their total volume, which is 1.6% more when compared with the same period in 2022. Thus, the total volume of construction work performed by them amounted to 67 750.3 billion soums and, in relation to the corresponding period in 2022, it reached 110.5%.

to the same period
of the previous year
104,6 %

to the same period
of the previous year
105,3 %

33016,9
billion soums

38931,6
billion soums

47011,5
billion soums

57347,6
billion soums

67750,3
billion soums

2019

2020

2021

2022

2023

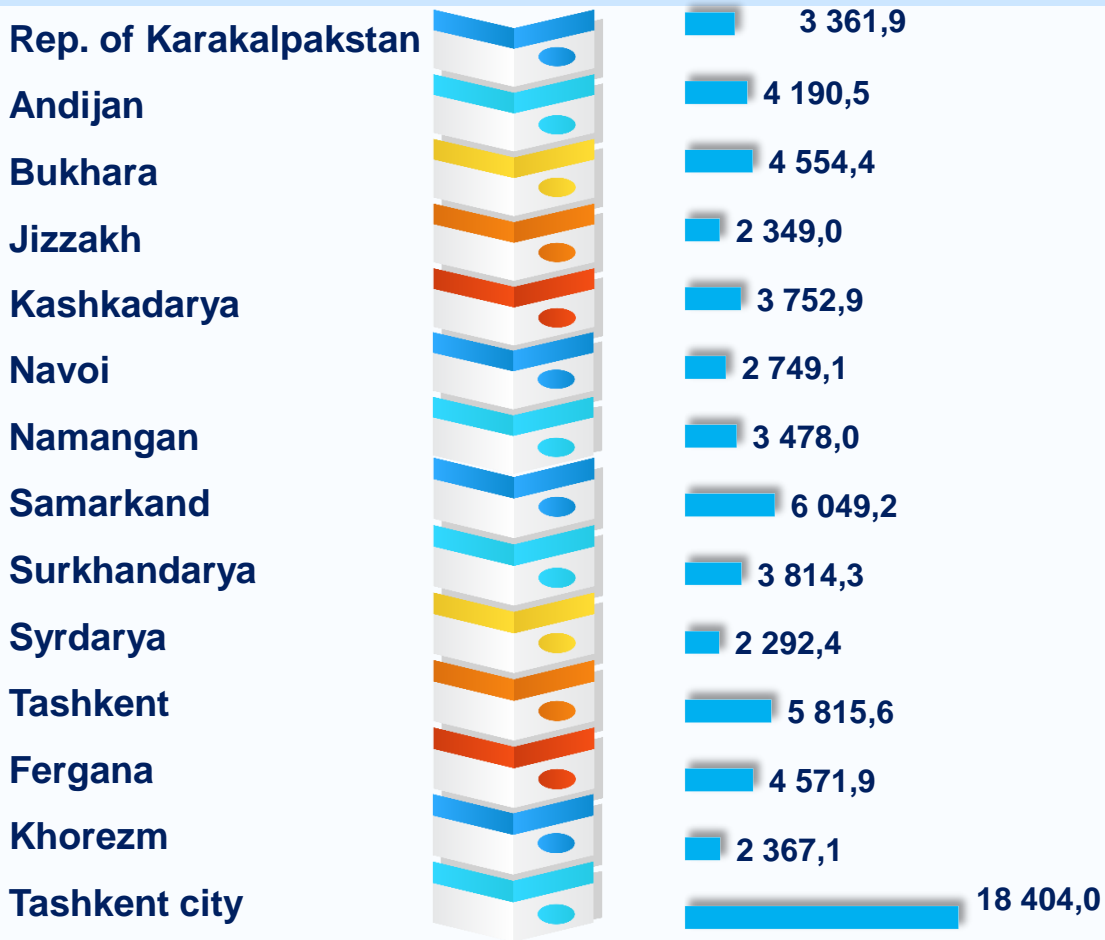
137,0 %
to the same period
of the previous year

105,4 %
to the same period
of the previous year

110,5 %
to the same period
of the previous year

Construction work performed by small enterprises and micro-firms in January-October 2023

Volume by region, billion soums



Share in total volume



18 404,0
billion soums

Tashkent city



6 049,2
billion soums

Samarkand region



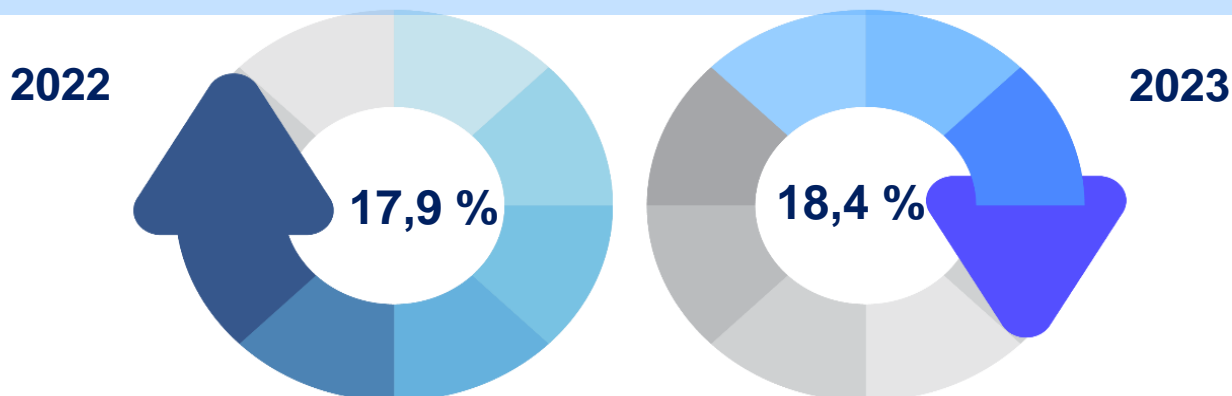
5 815,6
billion soums

Tashkent region

For reference: the largest volume of construction work performed by small enterprises and micro-firms during the period under review was noted in Tashkent city (18 404.0 billion soums), Samarkand (6 049.2 billion soums) and Tashkent (5 815.6 billion soums) regions.

Informal sector in the total volume of construction work for January-October 2023

Informal sector, share of total



The share of construction work in the informal sector amounted to 18.4%, or 21 961.9 billion soums and, in relation to the same period in 2022, it reached 104.6%.

In the informal sector, work on individual housing construction reached 16 156.5 billion soums and, in relation to the same period in 2022, this amounted to 107.4%, also for the construction of non-residential facilities by individuals – 2 772.6 billion soums and, in relation to the same period in 2022 – 85.2%, for individual repairs – 3 032.8 billion soums and, in relation to the same period in 2022 - 111.6%.

95,7 %
to the same period
of the previous year

101,6 %
to the same period
of the previous year

11 954,5
billion soums

13 240,1
billion soums

16 587,1
billion soums

18 694,7
billion soums

21 961,9
billion soums

2019

2020

2021

2022

2023

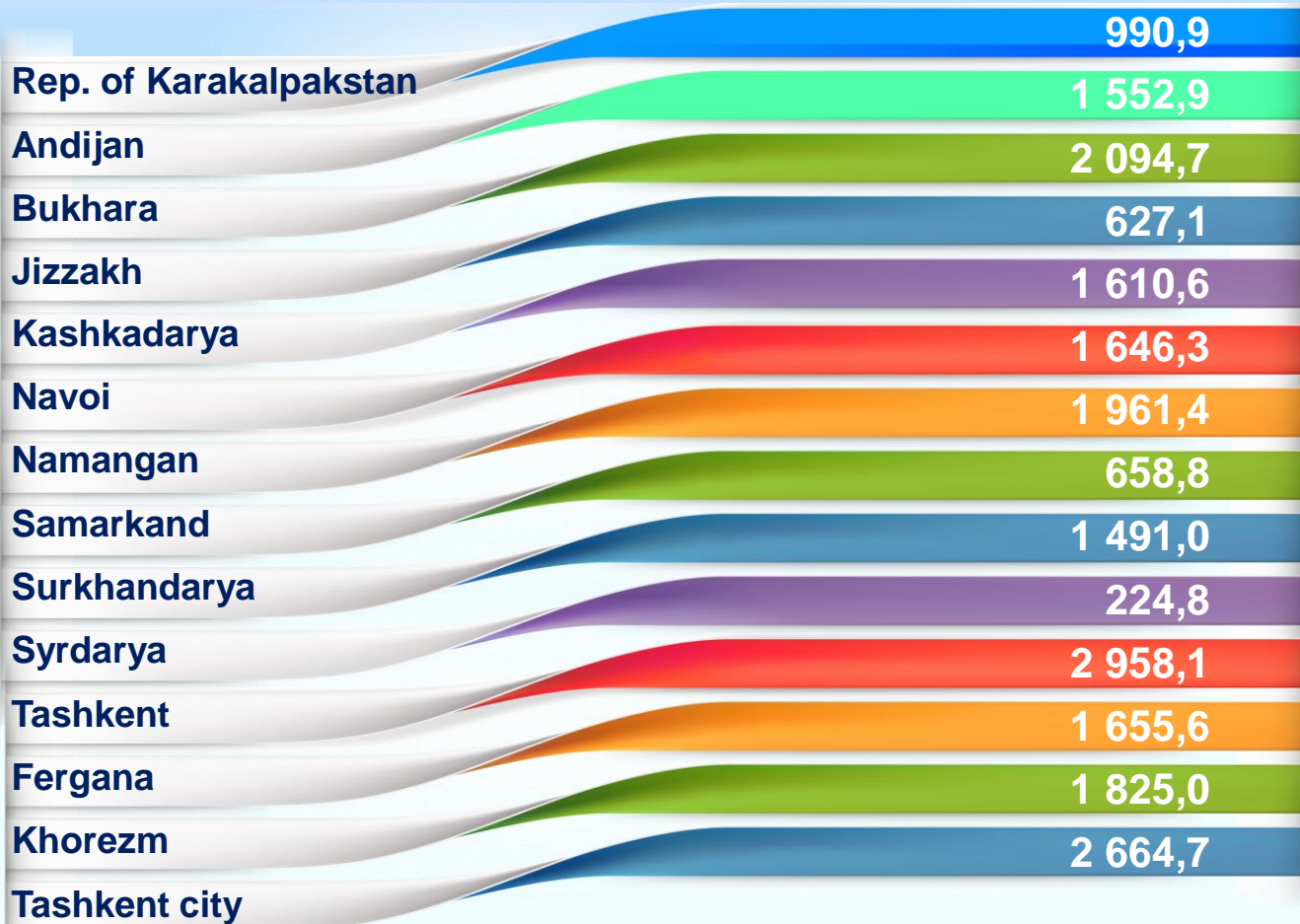
111,0 %
to the same period
of the previous year

111,4 %
to the same period
of the previous year

104,6 %
to the same period
of the previous year

Informal sector in the total volume of construction work for January-October 2023

Volume by region, billion soums



2 958,1 billion soums
Tashkent region



2 664,7 billion soums
Tashkent city




2 094,7 billion soums
Bukhara region


For reference: the largest volumes of construction work carried out by the informal sector during the period under review were noted in Tashkent region (2 958.1 billion soums), Tashkent city (2 664.7 billion soums) and Bukhara region (2 094.7 billion soums).

Construction work performed by state and non-state owned organizations

Volume for January-October, billion soums



Construction work in the republic as a whole, carried out by state organizations, reached 3 319.8 billion soums, the volume of construction work carried out by non-governmental organizations amounted to 116 269.2 billion soums, and their share is 2.8% and 97.2% respectively.



For reference: the highest share in the total volume of construction work carried out by non-state ownership was noted in Jizzakh region (99.7% of the total volume of construction work in this region), Surkhandarya region (99.5% of the total volume of construction work in this region) and Republic of Karakalpakstan (98.3% of the total volume of construction work in the region).

Explanations for statistical indicators for construction work

Construction works is the result of construction production as a set of works performed during the construction, reconstruction, expansion, major and current repairs of buildings and structures.

The cost of construction includes work on the development of sites, preparation and planning of future territories, sanitary and technical work on the installation of water supply, heating, sewerage, construction of foundations, masonry of walls, installation of building structures, other contract work (commissioning, hydraulic pumping, overburden, cultural and technical and etc.).

A capital construction contract – is an agreement under which the contractor undertakes, at his own risk, to build and deliver an object within a specified period of time, determined by the contract, or to carry out construction work stipulated by the contract, and the customer - to provide the contractor with a construction site, or to ensure the scope of work.

Construction organizations include all general construction and specialized organizations, as well as mechanization departments, commissioning and drilling organizations that carry out deep exploration drilling and other work related to the construction of exploration wells to search for oil and gas, production wells to search for them, constructed at the expense of capital investments.

Investment and Construction Statistics Department
Tel. 71 203-80-00 (1161)