




2022-yilning yanvar-mart oylarida O'zbekiston Respublikasi ijtimoiy-iqtisodiy rivojlanishining holati




1. DOIMIY AHOLI SONI
(1-aprel holatiga, ming kishi)

34 695,5 35 433,8



2. NARXLAR INDEKSI
(o'tgan yilning mart oyiga nisbatan, %)

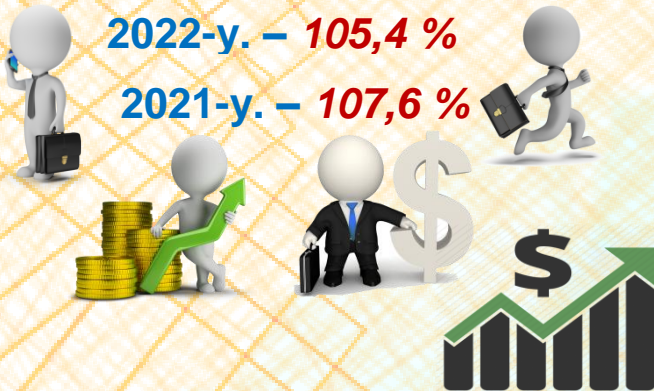
110,9 % 110,5 %



3. AHOLI REAL UMUMIY
DAROMADLARI O'SISH SUR'ATI, %

2022-y. – 105,4 %


2021-y. – 107,6 %



4. YALPI ICHKI MAHSULOT
HAJMINING O'SISH SUR'ATI, %

102,6 %

105,8 %



5. TRANSPORT SOHASI O'SISH
SUR'ATLARI, %

Yuk aylanmasi:

2021-y.
102,8 %

2022-y.
102,7 %



Yo'lovchi aylanmasi:

2021-y.
96,2 %

2022-y.
108,3 %



6. SANOAT ISHLAB CHIQARISH
FIZIK HAJMI INDEKSI, %

103,8 %

105,7 %







7. QISHLOQ, O‘RMON VA BALIQCHILIK XO‘JALIGINING O‘SISH SUR‘ATI, %

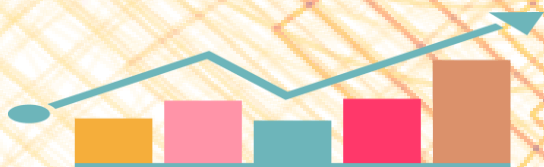
103,1 %

102,8 %



2021-y.

2022-y.



8. BOZOR XIZMATLARI HAJMINING O‘SISH SUR‘ATI, %

105,8 %

115,9 %



2021-y.

2022-y.

9. QURILISH ISHLARI XAJMINING O‘SISH SUR‘ATI, %

103,8 %

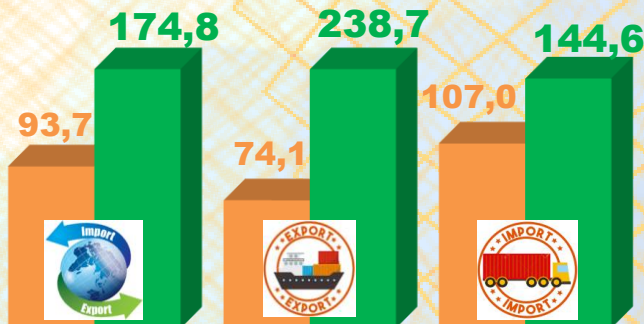
106,3 %



2021-y.

2022-y.

10. TASHQI SAVDO AYLANMASI O‘SISH SUR‘ATI, %



Tashqi savdo aylanmasi

Eksport

Import

■ 2021-y. ■ 2022-y.

11. CHAKANA SAVDO TOVAR AYLANMASI O‘SISH SUR‘ATI, %

2022-y.

110,8 %



2021-y.

102,7 %



12. KORXONA VA TASHKILOTLAR SONI (fermer va dehqon xo‘jaliklarisiz) (1-aprel holatiga, birlik)

Ro‘yxatdan o‘tgan:

2022-y. – 576 905

2021-y. – 526 824

Faoliyat ko‘rsatayotgan:

2022-y. – 542 672

2021-y. – 494 068

