

GENERAL SECONDARY EDUCATION SYSTEM IN THE REPUBLIC OF UZBEKISTAN

by the beginning of the 2020/2021 academic year



By the beginning of the 2020/2021 academic year, the number of educational institutions in the Republic of Uzbekistan was 10 181 units, of which 6 288 units (61.8%) are located in rural areas, 3 893 units (38.2%) - in urban areas.

In general education schools of the Republic of Uzbekistan, 6 287.9 thousand students are enrolled, of which 47.1% - in secondary schools in rural areas and 52.9% - in urban areas.



Number of students in general education institutions by class group
(by the beginning of the 2020/2021 academic year, thousand people)



10-11 grades 885,2

5-9 grades 2 876,8

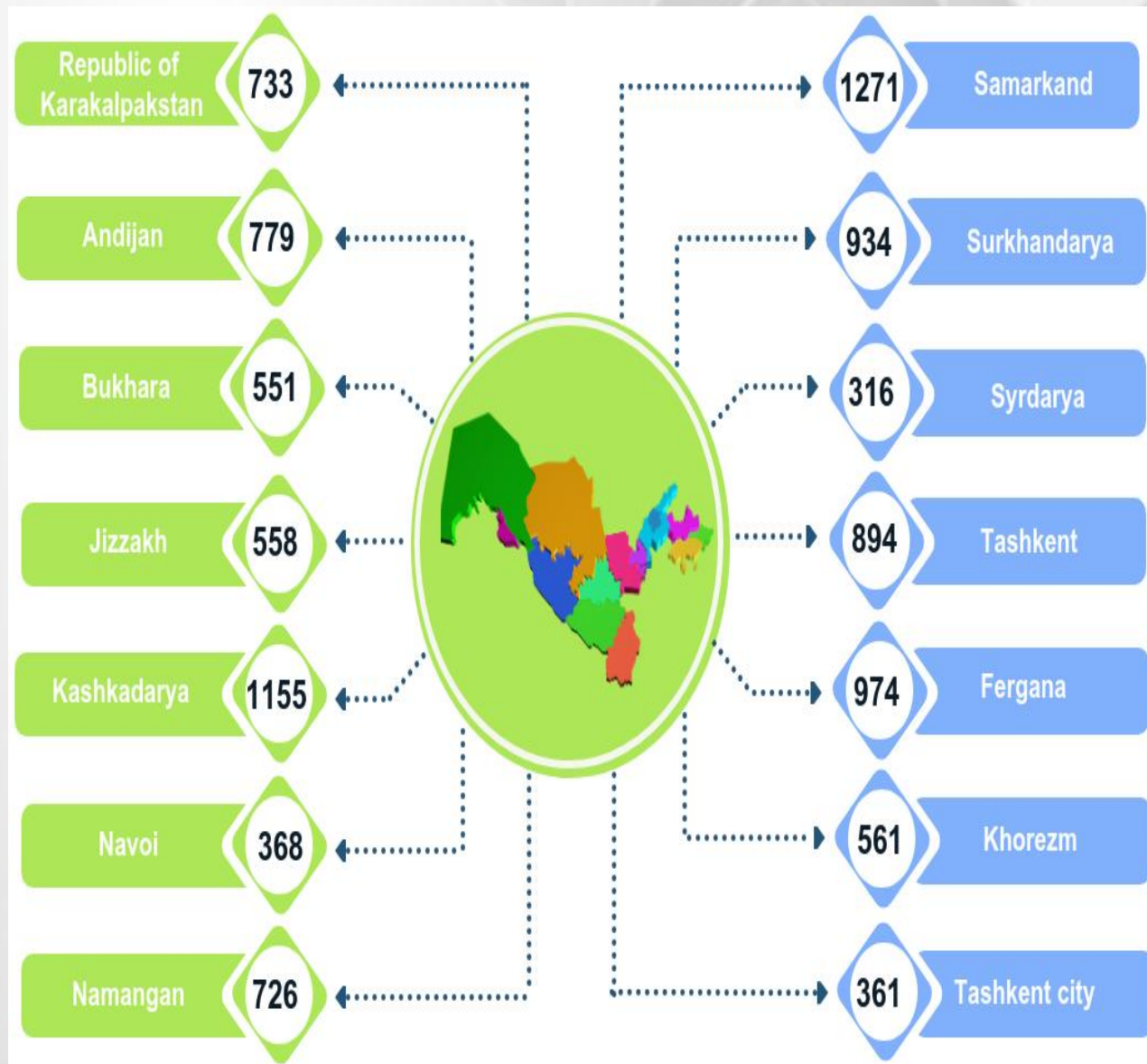
1-4 grades 2 504,0

General education schools are institutions that provide training, all-round development and aesthetic education of children.

General secondary education consists of primary education (grades I-IV), basic secondary education (grades V-IX), general secondary education (grades X-XI) and is carried out in the form of full-time education.



**Distribution of educational institutions
by region, units**
(by the beginning of the 2020/2021 academic year)

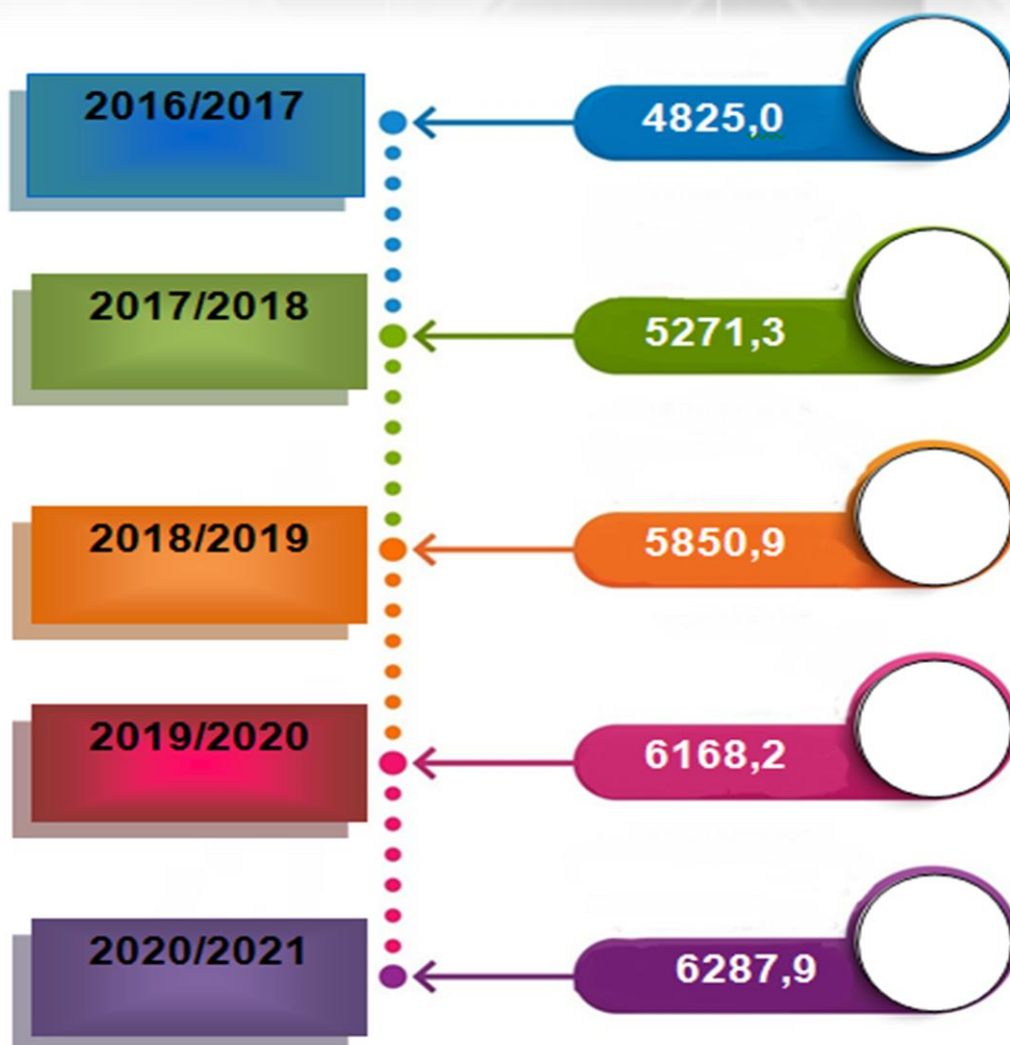


**Number of educational institutions
in the Republic of Uzbekistan, units
(by the beginning of the school year)**



At the beginning of the 2020/2021 academic year, the total number of educational institutions in the Republic of Uzbekistan was 10 181 units. and, compared to the same period of the 2016/2017 academic year, increased by 462 units. (by 4.8%).

**Number of students in general education institutions,
thousand people**
(by the beginning of the school year)



At the beginning of the 2020/2021 academic year, there were 6 287.9 thousand students in general education schools. By the beginning of the 2016/2017 academic year, this indicator increased by 1 462.9 thousand people (by 30.3%), by the beginning of the 2017/2018 academic year - by 1 016.6 thousand people (by 19.3%), by the beginning 2018/2019 academic year - by 437.0 thousand people (by 7.5%) and, compared to the same period last year, by 119.7 thousand people (by 1.9%).

**Number of teachers in educational institutions,
thousand people**
(by the beginning of the school year)

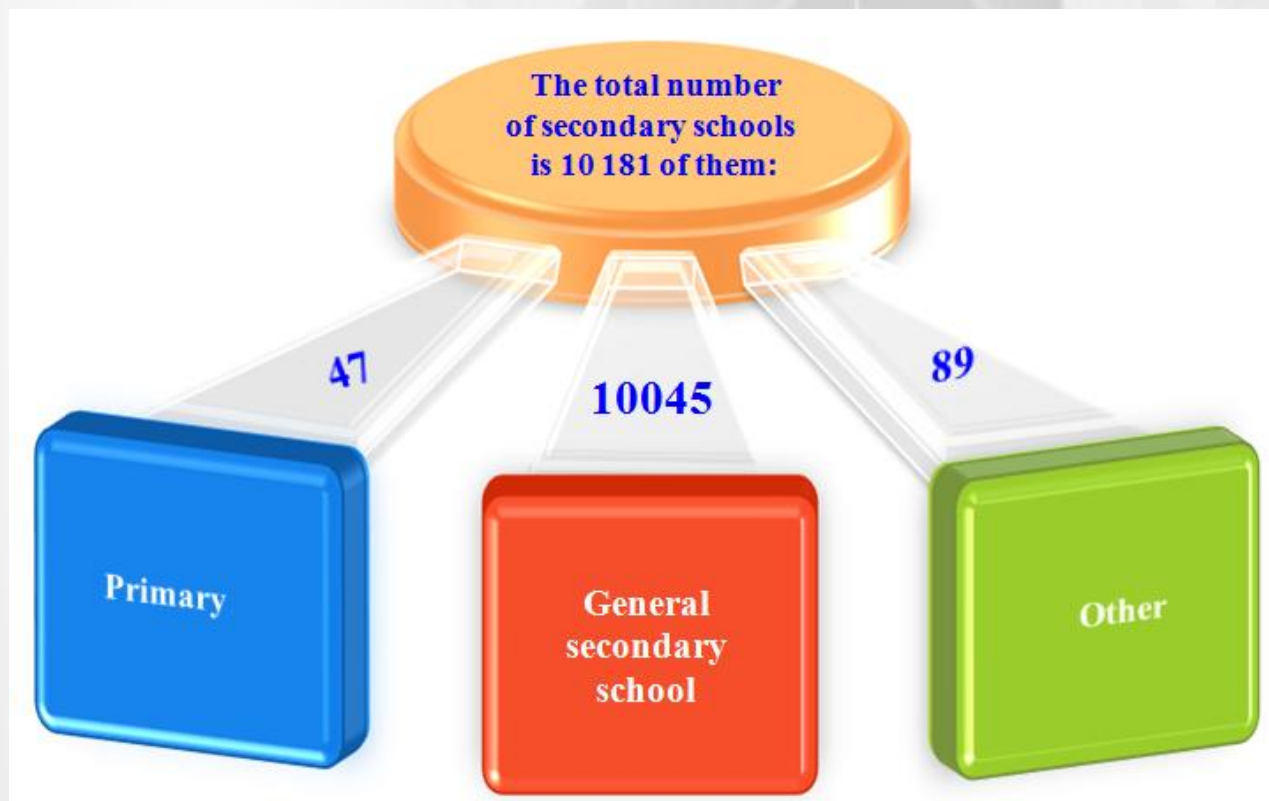


Teachers in general education institutions are those who are engaged in the pedagogical and professional training of students and have a secondary specialized, higher or special education. By the beginning of the 2020/2021 academic year, 507.7 thousand teachers (without part-time workers) worked in secondary schools, and at the beginning of the 2016/2017 academic year, their growth was 117.1 thousand people (30.0%).



Distribution of educational institutions by type, units

















(by the beginning of the 2020/2021 academic year)



In the Republic of Uzbekistan, general education institutions are divided into three types: primary, general secondary, etc. Of the total number of secondary schools at the beginning of the 2020/2021 academic year, these are 10 045 secondary schools, 47 - primary, 89 - other institutions. In total, 6 255.5 thousand students study in general education schools, 6.6 in primary schools and 21.7 thousand in other institutions.



**Distribution of educational institutions
by region, units**
(at the beginning of the 2020/2021 academic year)

		Primary	Secondary	Other
	Republic of Uzbekistan	47	10045	89
	Republic of Karakalpakstan	3	726	4
	<i>regions:</i>			
	Andijan	5	765	9
	Bukhara	2	545	4
	Jizzakh	5	549	4
	Kashkadarya	1	1150	4
	Navoi	-	365	3
	Namangan	9	711	6
	Samarkand	4	1260	7
	Surkhandarya	-	931	3
	Syrdarya	3	311	2
	Tashkent	2	878	14
	Fergana	6	959	9
	Khorezm	3	554	4
	Tashkent city	4	341	16



Number of students in general education institutions by class group, thousand people ¹⁾

	Number of students, total	Of them:										
		1 class	2 class	3 class	4 class	5 class	6 class	7 class	8 class	9 class	10 class	11 class
Republic of Uzbekistan	6266,0	649,1	615,5	612,5	627,0	639,3	619,0	582,8	532,8	502,8	441,3	443,9
Republic of Karakalpakstan	352,9	36,9	35,5	34,0	35,6	36,3	35,5	33,1	29,0	27,5	25,0	24,5
regions:												
Andijan	569,7	60,6	56,3	54,2	60,9	62,9	57,3	53,9	47,1	43,5	35,7	37,3
Bukhara	331,7	34,5	32,6	31,1	32,2	32,8	31,3	29,3	28,9	28,6	25,1	25,3
Jizzakh	260,5	27,0	24,5	24,6	25,5	26,5	25,7	23,7	22,6	21,8	19,4	19,2
Kashkadarya	638,3	66,4	64,1	61,4	62,6	62,3	61,7	56,9	54,3	52,5	47,9	48,2
Navoi	181,9	18,8	17,6	17,4	17,8	17,7	17,2	17,8	16,2	15,2	13,1	13,1
Namangan	509,1	53,1	50,2	50,4	47,6	52,6	55,6	48,8	40,1	39,9	33,6	37,2
Samarkand	736,0	77,5	73,1	74,1	74,9	75,2	72,2	66,8	63,4	56,9	50,9	51,0
Surkhandarya	503,2	53,3	50,5	51,5	49,5	49,4	48,7	44,9	41,6	39,4	36,7	37,7
Syrdarya	158,0	15,8	15,0	15,3	15,9	16,8	16,0	15,1	14,0	12,3	10,4	11,4
Tashkent	515,4	52,6	50,2	50,6	52,8	54,3	50,8	48,4	43,6	42,1	33,9	36,1
Fergana	677,9	70,9	66,0	66,3	69,8	66,7	64,0	64,2	59,2	55,2	47,6	48,0
Khorezm	357,1	36,0	32,8	34,2	35,3	36,0	35,5	35,6	31,4	29,4	25,7	25,2
Tashkent city	474,3	45,7	47,1	47,4	46,6	49,8	47,5	44,3	41,4	38,5	36,3	29,7

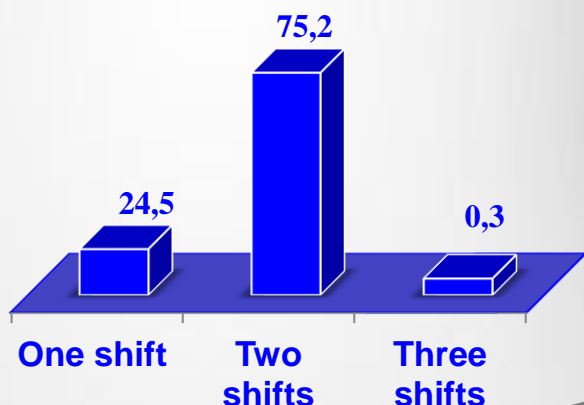
1) without students in schools and classes for children with disabilities in physical or mental development, but including students in school classes organized in other educational institutions.



By the number of students admitted to the first grade of general education institutions, by the beginning of the 2020/2021 academic year, the highest indicator was noted in Samarkand, Fergana and Kashkadarya regions, less than in other regions, they were recorded in Navoi and Syrdarya regions.



Shift of classes of general education institutions ²⁾, %

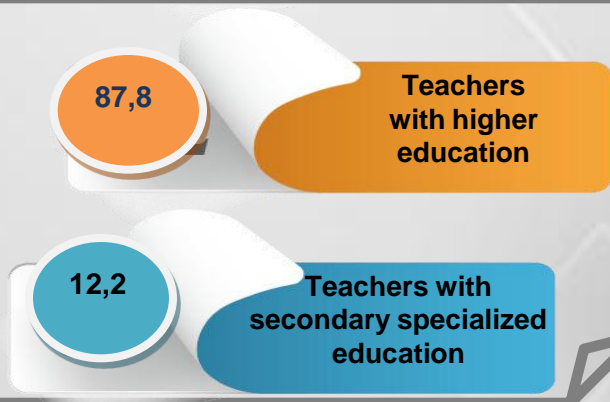


In the 2020/2021 academic year, out of the total number of students (without schools for children with disabilities in physical or mental development), 2 473 (24.5%) study in one shift, 7 543 (75.2%) two shifts, three shifts - 30 (0.3%) educational institutions. 4 087.3 thousand people (65.3%) study in the first shift, 2 168.3 (34.6%) in the second shift, 6.5 thousand students (0.1%) in the third shift.

2) without students in schools and classes for children with disabilities in physical or mental development, but including students in school classes organized in other educational institutions.



















Distribution of teachers of general education institutions by educational level, %



The total number of teachers at the beginning of the 2020/2021 academic year was 507.7 thousand people (without part-time jobs), of which 52.9% work in rural schools, 47.1% in urban ones. In Uzbekistan, on average, there are 12 students per teacher .



Distribution of teachers by educational level in regions ³⁾, %

		The share of teachers with higher education in their total number, %	Share of teachers with secondary specialized education in their total number, %
	Republic of Karakalpakstan	90,9	9,1
	<i>regions:</i>		
	Andijan	89,1	10,9
	Bukhara	91,2	8,8
	Jizzakh	92,7	7,3
	Kashkadarya	78,0	22,0
	Navoi	92,4	7,6
	Namangan	90,3	9,7
	Samarkand	87,2	12,8
	Surkhandarya	79,0	21
	Syrdarya	92,2	7,8
	Tashkent	84,8	15,2
	Fergana	90,2	9,8
	Khorezm	89,8	10,2
	Tashkent city	97,4	2,6

³⁾ without part-time workers



Shift of occupations of educational institutions by region, units

one shift	two shifts	three shifts
138	588	3
Rep. of Karakalpakstan		

one shift	two shifts	three shifts
197	563	8
Andijan		

one shift	two shifts	three shifts
298	249	-
Bukhara		

one shift	two shifts	three shifts
85	466	3
Jizzakh		

one shift	two shifts	three shifts
282	867	1
Kashkadarya		

one shift	two shifts	three shifts
97	266	2
Navoi		

one shift	two shifts	three shifts
187	530	2
Namangan		

one shift	two shifts	three shifts
228	1035	-
Samarkand		

one shift	two shifts	three shifts
135	789	4
Surkhandarya		

one shift	two shifts	three shifts
93	221	-
Syrdarya		

one shift	two shifts	three shifts
172	707	-
Tashkent		

one shift	two shifts	three shifts
284	687	-
Fergana		

one shift	two shifts	three shifts
181	376	-
Khorezm		

one shift	two shifts	three shifts
98	238	7
Tashkent city		

The number of students per teacher in educational institutions by region, units (by the beginning of the 2020/2021 academic year)

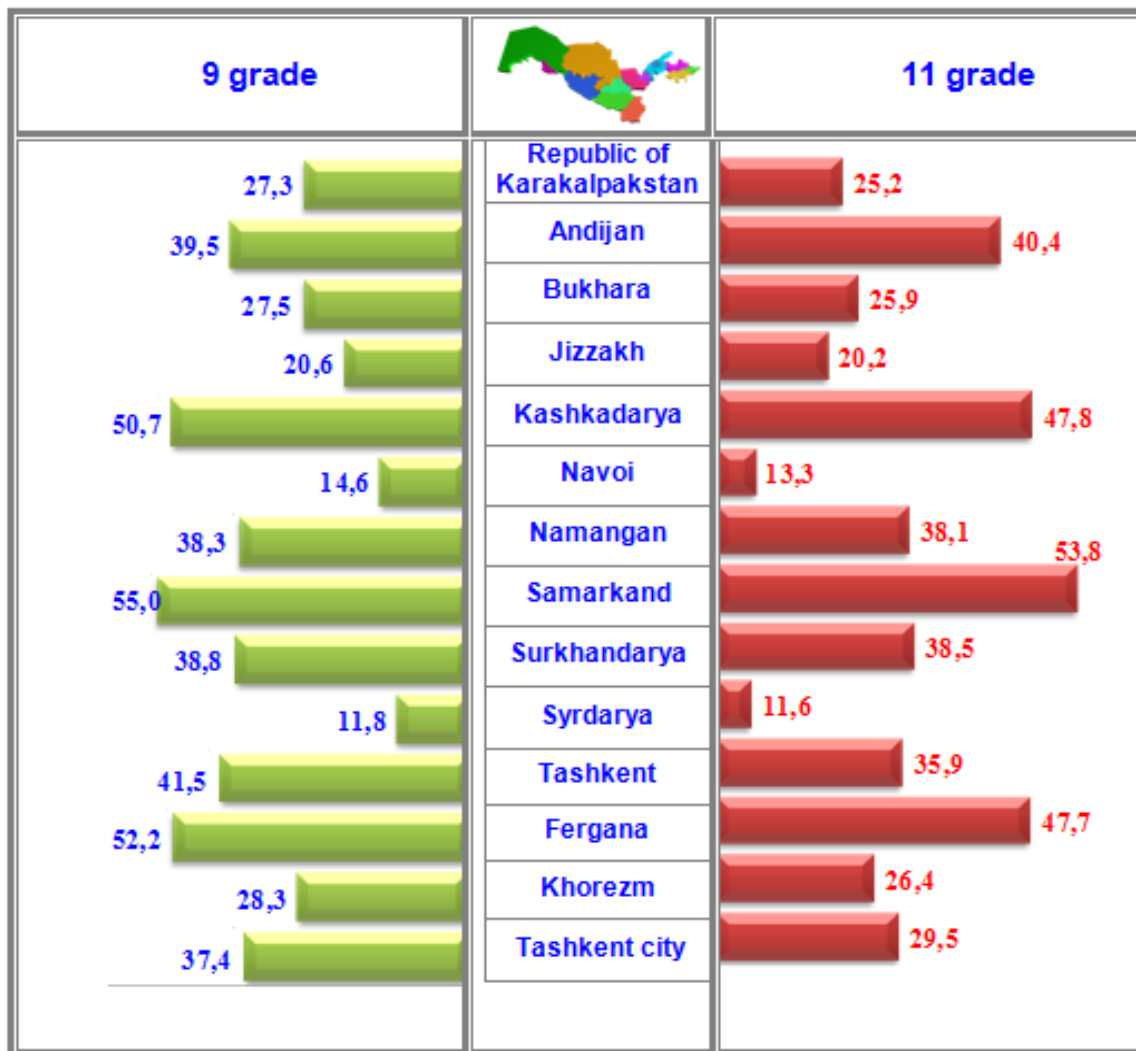


By regions, the highest indicator was recorded in the city of Tashkent, where the average number of students per teacher is 18, the lowest indicator was recorded in the Republic of Karakalpakstan and Navoi region - 9 students.






Number of graduates of general education institutions in the 2020/2021 academic year, thousand people



In the 2019/2020 academic year, 454.3 thousand students graduated from 11 classes of secondary schools in the Republic of Uzbekistan, the highest rate in the regions was recorded in the Samarkand region - 53.8 thousand students, the lowest - in the Syrdarya region - 11.6 thousand . person. Students in the 9th grade of secondary schools amounted to 483.5 thousand people, the largest number of them was noted in Samarkand (55.0 thousand students) and Kashkadarya (50.7 thousand people) regions, the smallest - in Navoi (14.6 thousand students) and Syrdarya (11.8 thousand students) regions.




**The number of educational institutions by ownership,
as well as the number of students and teachers
at the beginning of the 2020/2021 academic year**

	Number of institutions, units		Number of students, people		Number of teachers, people	
	state	private	state	private	state	private
Republic of Uzbekistan	10079	102	6260799	26970	519947	2859
Republic of Karakalpakstan	733	-	353968	-	38616	-
<i>regions:</i>						
Andijan	772	7	570451	1341	42724	170
Bukhara	547	4	332208	657	30081	91
Jizzakh	554	4	260298	964	23626	113
Kashkadarya	1153	2	639092	557	57535	43
Navoi	367	1	182448	144	21250	30
Namangan	713	13	509142	1429	39379	121
Samarkand	1262	9	736487	1310	59237	191
Surkhandarya	934	-	504318	-	44930	-
Syrdarya	316	-	158623	-	13517	-
Tashkent	894	-	517837	-	37305	-
Fergana	952	22	673550	6489	53809	541
Khorezm	553	8	357405	798	32224	113
Tashkent city	329	32	464972	13281	25714	1446



**Distribution of the number of educational institutions
by language of instruction at the beginning
of the 2020/2021 academic year, units**
*(without schools for children with disabilities in physical
or mental development)*





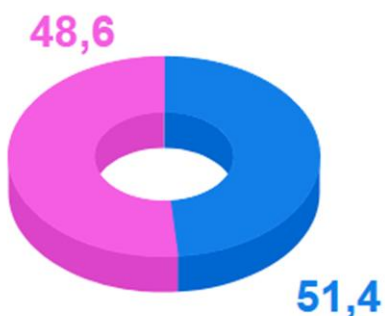
**Distribution of students by language of instruction
in general education institutions, thousand people**
*(without students of schools for children with disabilities
in physical or mental development)*



The general secondary education system provides for the opportunity to receive education in eight different languages: Uzbek, Karakalpak, Kazakh, Kyrgyz, Russian, Tajik, Turkmen and English, and this provides an opportunity for various groups of the population to receive education. At the beginning of the 2020/2021 academic year, the country had the largest number of Uzbek-language schools – 9 323, of which 8 153 teach only in Uzbek.



Distribution of students of general education institutions by gender, %
(at the beginning of the 2020/2021 academic year)



girls

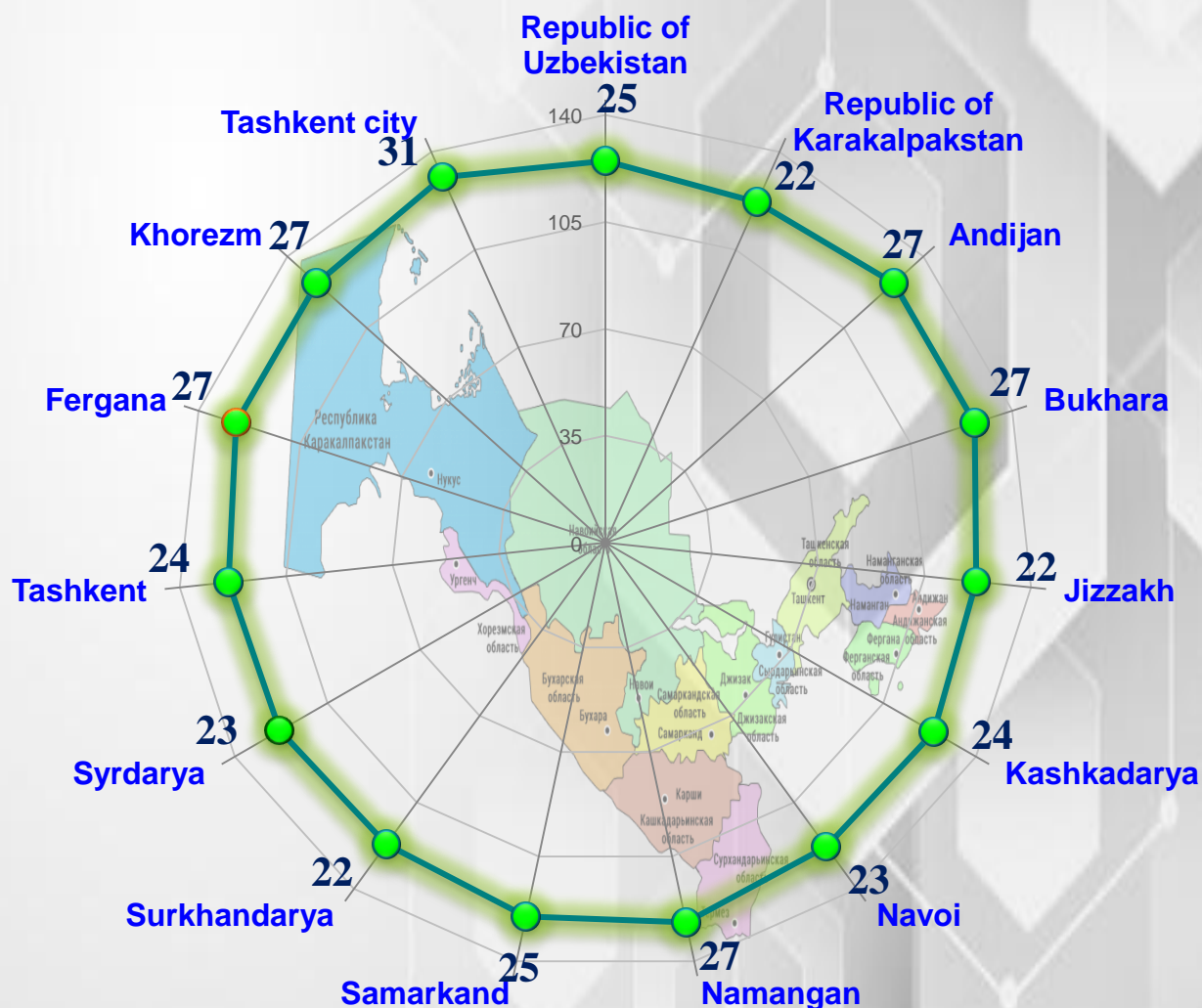


boys

By the beginning of the 2020/2021 academic year, 6 287.9 thousand students studied at the general educational institutions of the Republic of Uzbekistan (without schools for children with disabilities in physical or mental development), of which boys accounted for 3 235.0 thousand people (51.4%), girls 3 052.9 thousand people (48.6%) .



**Average number of pupils in the classes
of educational institutions, units**
(by the beginning of the 2020/2021 academic year)



In the Republic of Uzbekistan, the coverage of students of general education schools is expanding in every possible way. Thus, at the beginning of the 2020/2021 academic year, on average, there are 25 students per class. The highest rate was recorded in Tashkent city (31 students), the lowest – in the Republic of Karakalpakstan, Surkhondaryo and Jizzakh regions (22 students each).

Notes to statistical indicators

General education schools are institutions that provide training, all-round development and aesthetic education of children.

A general educational institution is the main link in the continuous education system and provides all citizens of the Republic of Uzbekistan with a guaranteed right and the opportunity to receive free general education within the limits of state educational standards.

The main goals of a general education institution are the formation of a general culture of the student's personality, adaptation to life in society, the creation of a basis for an informed choice and subsequent development of professional educational programs, the upbringing of a person who is aware of his responsibility to society, family and state.

Students of general education institutions include persons on the lists at the beginning of the school year and enrolled in primary and general secondary education of general education institutions, as well as students of schools for children with disabilities in physical or mental development.

Graduates of general education institutions - the number of persons who have completed their studies in general education institutions and received a certificate of secondary education.

The number of teachers is the number of persons with secondary special, higher or special training who are engaged in teaching and professional education of students.

**Department of Social Sphere and Sustainable
Development Statistics.**

Tel.: (71) 202-81-62