

## Construction work in the Republic of Uzbekistan for January-July 2021

In January-July of this year, the volume of construction work performed in the Republic of Uzbekistan amounted to 57 167.3 billion soums, and the growth rate in relation to the corresponding period of 2020 reached 100.6%.



### Structure of the volume of construction work, share in%

It is known that the volume of construction work is formed according to their composition, carried out by large construction organizations, small enterprises and microfirms, as well as by the informal sector.

Large  
construction  
organizations

24,9

Small businesses  
and micro-firms

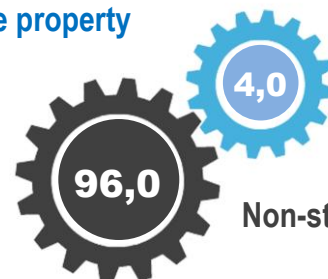
56,6

Informal  
sector

18,5

Construction work is carried out by organizations of state and non-state forms of ownership.

State property



Non-state property

**For reference:** construction activities are the result of construction work performed on our own, the volume of new construction, major and current repairs, as well as other contract work.

## Information on operating enterprises and organizations in the construction sector as of August 1, 2021

The number of enterprises and organizations related to the construction sector, compared to the same period in 2019, increased by 133.5% and is one of the sectors with stable growth rates among the sectors of the national economy.

### The structure of economic activity

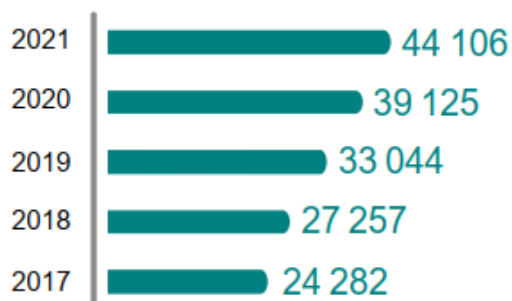
Of the total number of construction enterprises, 56.9% relate to the construction of buildings and structures (an increase in comparison with the corresponding period of last year, by 110.7%), 9.9% - to the construction of civilian objects (growth - 116.2%), 33.2% are specialized construction work (growth - 115.3%).



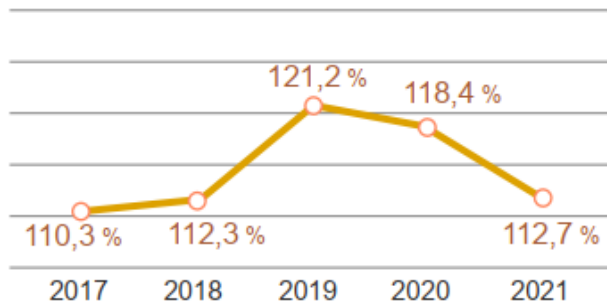
10

### Information about operating enterprises and organizations in the field of construction as of August 1, 2021

Quantity, by year



Growth rate by year



**The number of operating construction enterprises in the Republic of Uzbekistan, units**

	As of:		to the previous year, %
	01.08.2020	01.08.2021	
Republic of Uzbekistan	39125	44106	112,7
Republic of Karakalpakstan	2235	2456	109,9
regions:			
Andijan	2985	3321	111,3
Bukhara	2624	2878	109,7
Jizzakh	1986	2132	107,4
Kashkadarya	3193	3459	108,3
Navoi	1527	1635	107,1
Namangan	2176	2479	113,9
Samarkand	2932	3317	113,1
Surkhandarya	2439	2763	113,3
Syrdarya	1420	1580	111,3
Tashkent	3372	3833	113,7
Fergana	3074	3507	114,1
Khorezm	1837	2025	110,2
Tashkent city	7325	8721	119,1

## The share of operating construction enterprises in the Republic of Uzbekistan as of August 1, 2021, share in%



Tashkent city (19,8)



Tashkent (8,7)

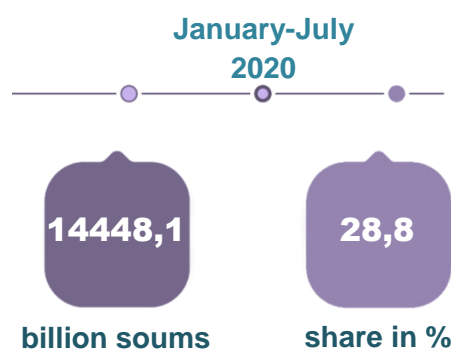
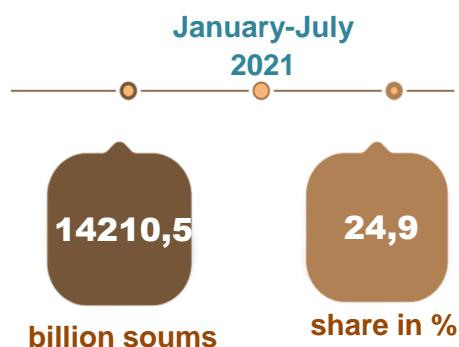


Fergana (8,0)



The volume of construction work carried out by large construction organizations in January-July this year amounted to 14210.5 billion soums. Compared to 2020, in the period under review, the growth rate of construction work reached 87.5%, and their share in the total volume decreased by 3.9% and amounted to 24.9%.

## Construction work carried out by large construction organizations in January-July 2021




*For reference: the highest share in the volume of construction work performed by large construction organizations was noted in the city of Tashkent (29.1% of the total volume of construction work in this region, or 138.0% to the corresponding period of 2020), Navoi region ( 21.5% of the total volume of construction work in this region, or 86.6% against the same period in 2020) and Kashkadarya region (20.0% of the total volume of construction work in the region, or 167.2% against the same period in 2020).*

## Works performed by small businesses and microfirms in January-July 2021

The volume of construction work performed by small enterprises and microfirms in comparison with other organizations increased in January-July 2021, their share amounted to 56.6% of the total volume, which is 2.2% more if compared with the same period last year. Thus, the volume of construction work performed by them amounted to 32 380.9 billion soums and, in relation to January-July 2020, the growth rate reached 104.7%.

### Small enterprises and microfirms, share in%




*For reference: the largest volume of construction work performed by small enterprises and microfirms in the period under review was noted in the city of Tashkent (8 420.2 billion soums, or 65.5% of the total), Tashkent region (2 554.9 billion soums, or 61.8%), Fergana region (2 430.0 billion soums, or 70.1%) and Samarkand region (2 353.4 billion soums, or 62.2%).*




## Informal sector in the total volume of construction works

The share of construction work in the informal sector amounted to 18.5%, or **10 575.9** billion soums, the growth rate in relation to January-July 2020 reached **110.0%**.



## Construction work performed by organizations of state and non-state forms of ownership, share in%

Construction work in the republic as a whole, carried out by state organizations, reached 2 297.2 billion soums, the volume of construction work performed by non-governmental organizations amounted to 54 870.1 billion soums, and their share is 4.0% and 96.0%, respectively.




## Construction work carried out by territory by type of ownership in January-July 2021

	Construction work, billion soums	State property		Non-state property	
		billion soums	share in %	billion soums	share in %
Republic of Uzbekistan*	57167,3	2297,2	4,0	54870,1	96,0
Republic of Karakalpakstan	2577,6	168,1	6,5	2409,5	93,5
<i>regions :</i>					
Andijan	2913,2	91,8	3,2	2821,4	96,8
Bukhara	3979,1	209,5	5,3	3769,6	94,7
Jizzakh	1606,1	38,6	2,4	1567,5	97,6
Kashkadarya	3346,1	128,0	3,8	3218,1	96,2
Navoi	2599,9	441,2	17,0	2158,7	83,0
Namangan	2865,8	115,5	4,0	2750,3	96,0
Samarkand	3726,6	119,5	3,2	3607,1	96,8
Surkhandarya	3057,8	21,0	0,7	3036,8	99,3
Syrdarya	1561,7	161,5	10,3	1400,2	89,7
Tashkent	4549,3	153,2	3,4	4396,1	96,6
Fergana	3614,5	92,9	2,6	3521,6	97,4
Khorezm	2035,4	104,4	5,1	1931,0	94,9
Tashkent city	13700,3	452,0	3,3	13248,3	96,7


\* including unallocated volume by territories




## Share of new construction, reconstruction, expansion and technical re-equipment in the total volume of construction work for January-July 2021



A significant part of the work was carried out in January-July 2021 for the construction of new buildings and structures. Thus, 70.2% of the total volume of construction work, or 40 156.2 billion soums, were directed to the creation of new production facilities in the economy, housing and communal services and other social facilities.



Large construction organizations carried out construction work on new construction for 12 152.4 billion soums, or 30.3% of their total volume.



Small enterprises and microfirms carried out construction work on new construction for 18 772.8 billion soums, or 46.7% of their total volume.



In the informal sector, construction work on new construction was carried out for 9 231.0 billion soums, or 23.0% of their total volume.

*For reference: the main part of construction work by type of economic activity consists in the construction of residential and non-residential buildings, as well as in the construction of buildings not intended for living.*

## Construction works by territory for January-July 2021

	Construction work, billion soums	Growth rates, in %	Including new construction, reconstruction, expansion and technical re-equipment, billion soums
Republic of Uzbekistan*	57167,3	100,6	40156,2
Republic of Karakalpakstan	2577,6	110,0	1848,2
<i>regions:</i>			
Andijan	2913,2	107,2	1778,7
Bukhara	3979,1	106,7	2275,4
Jizzakh	1606,1	104,2	1336,7
Kashkadarya	3346,1	111,3	2257,8
Navoi	2599,9	106,1	1962,4
Namangan	2865,8	106,3	2080,5
Samarkand	3726,6	110,0	2674,0
Surkhandarya	3057,8	106,1	2420,3
Syrdarya	1561,7	112,0	938,0
Tashkent	4549,3	115,5	2366,2
Fergana	3614,5	108,2	2232,4
Khorezm	2035,4	111,1	1604,5
Tashkent city	13700,3	118,0	9347,2

\* including unallocated volume by territories

## Construction work by type of economic activity in the country as a whole



share in %



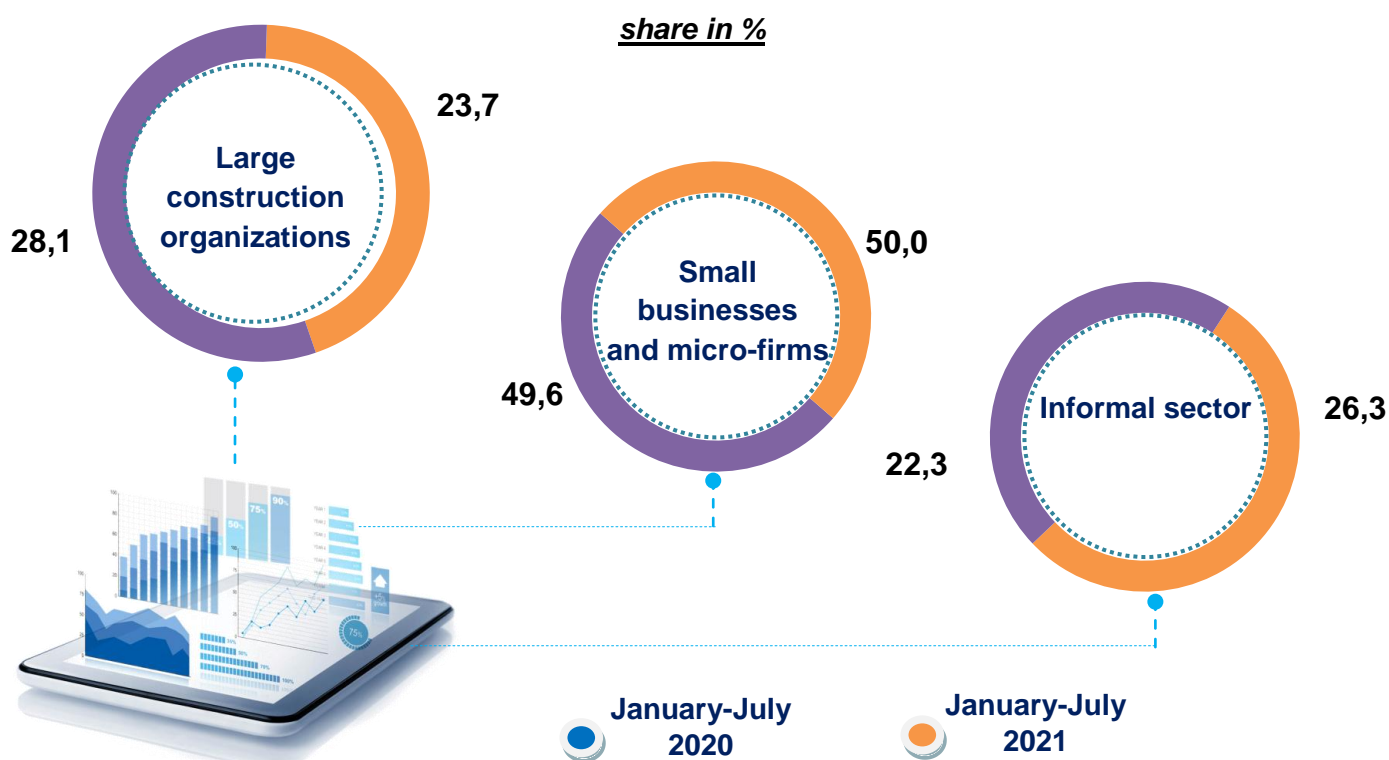

*For reference: the bulk of construction work by type of economic activity consists in the construction of residential and non-residential buildings, as well as in the construction of buildings not intended for living.*

## Construction of buildings and structures

The share in the total volume of construction work performed by large construction organizations in the total structure of buildings and structures amounted to 23.7% and, compared to January-July 2020, decreased by 4.4 percentage points.

The share of small enterprises and microfirms in this type of activity, compared to January-July 2020, increased by 0.4 percentage points and amounted to 50.0%.

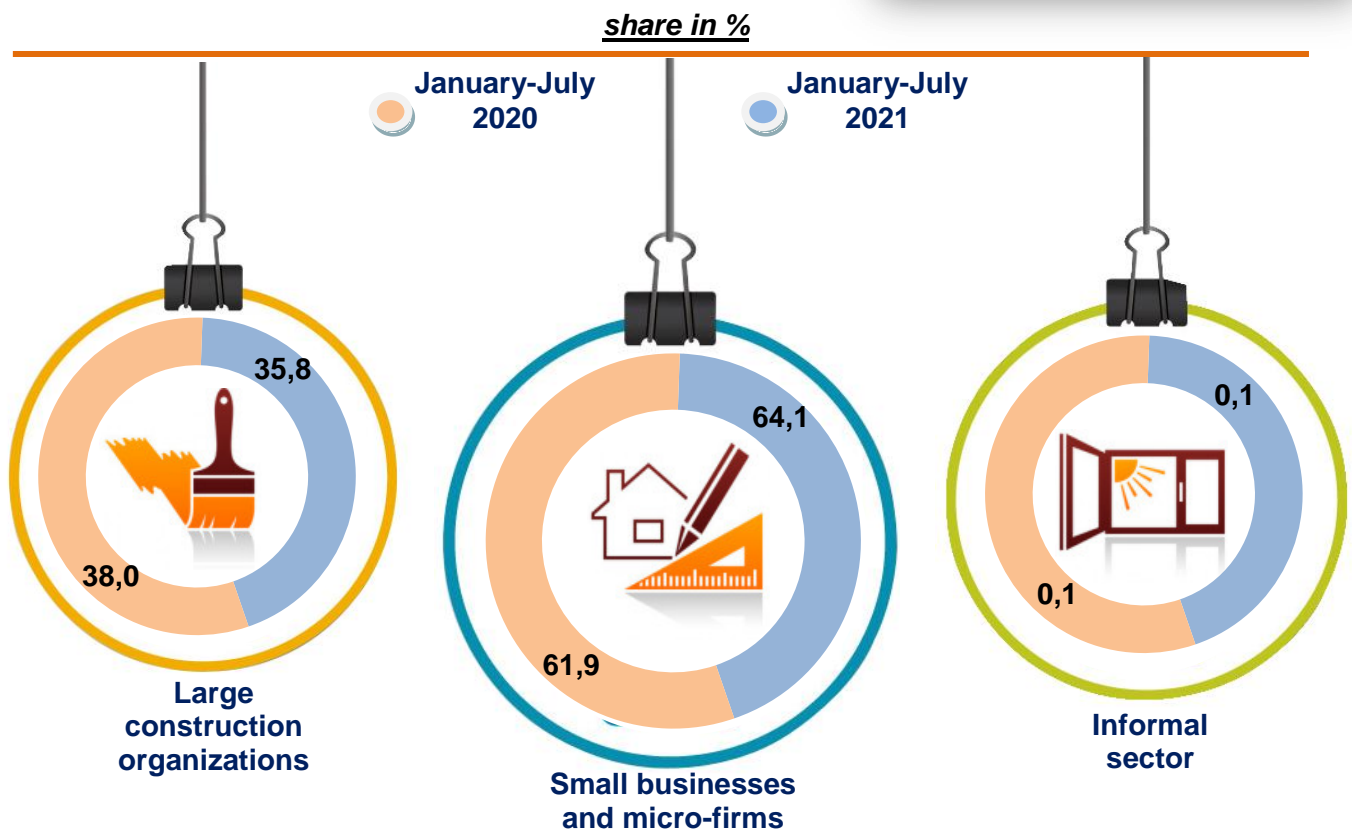
The share of the informal sector, compared to January-July 2020, increased by 4.0 percentage points and amounted to 26.3%.



## Construction works on the construction of civil facilities

The specific weight of the volume of construction work performed by large construction organizations for the construction of civilian facilities amounted to 35.8% and decreased, compared to January-July 2020, by 2.2%.

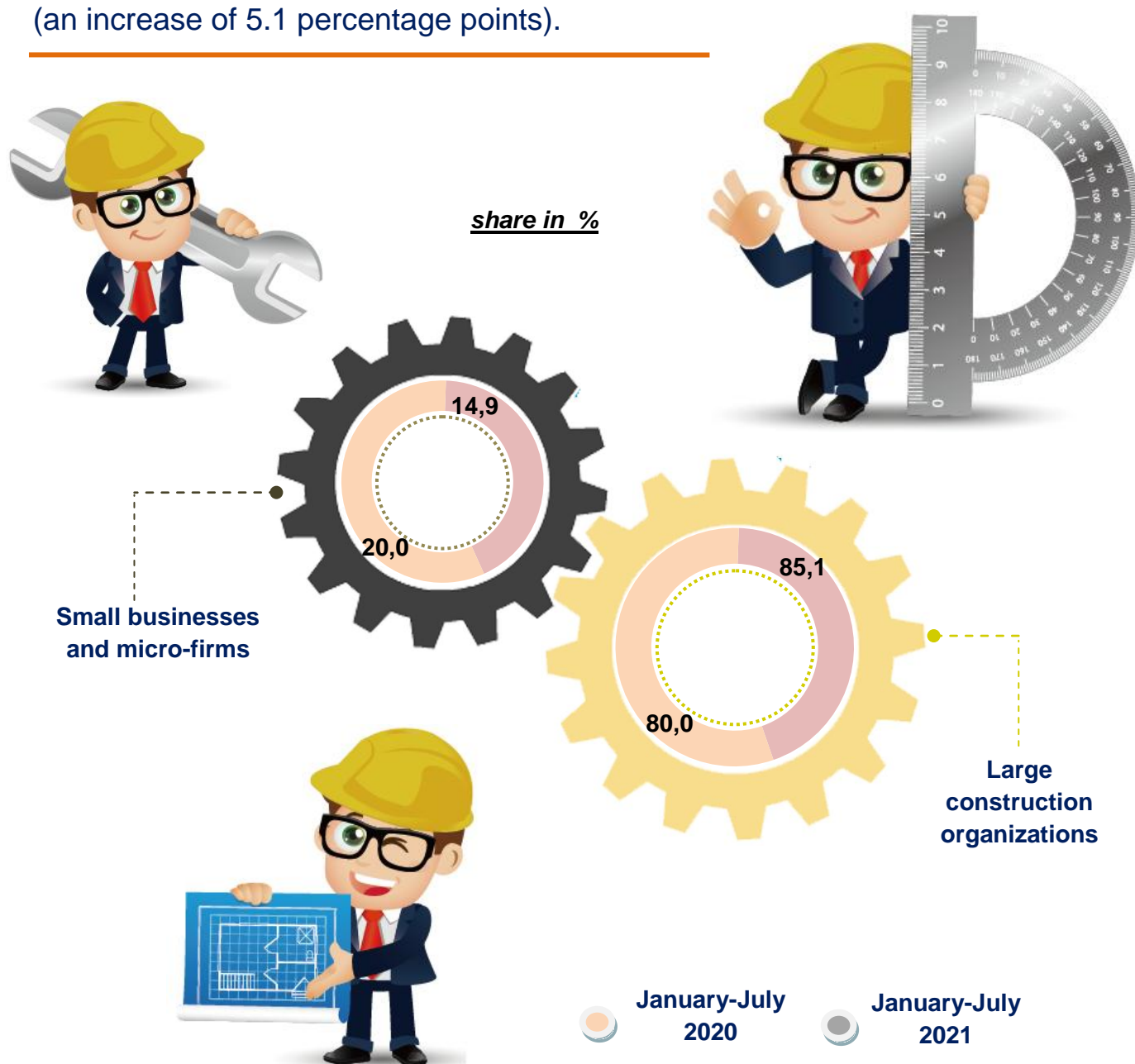
Also, the share of small enterprises and microfirms in the construction of facilities was 64.1% (an increase of 2.2%), and the informal sector - 0.1%.





## Specialized construction work

In the total volume of specialized construction work, the share of large construction organizations decreased by 5.1 percentage points and amounted to 14.9%, as a result of which the share of small enterprises and microfirms reached 85.1% (an increase of 5.1 percentage points).





## Construction work by type of economic activity by region for January-July 2021

*billion soums*


	Construction works	<i>including :</i>		
		construction of buildings and structures	construction of civil facilities	specialized construction work
Republic of Uzbekistan*	57167,3	40127,1	10353,7	6686,5
Republic of Karakalpakstan	2577,6	1747,8	501,9	327,9
<i>regions :</i>				
Andijan	2913,2	2174,5	471,6	267,1
Bukhara	3979,1	2784,2	560,0	634,9
Jizzakh	1606,1	1330,9	182,8	92,4
Kashkadarya	3346,1	2517,8	519,6	308,7
Navoi	2599,9	1989,5	363,7	246,7
Namangan	2865,8	2026,1	218,9	620,8
Samarkand	3726,6	1575,0	2050,7	100,9
Surkhandarya	3057,8	2205,9	650,6	201,4
Syrdarya	1561,7	1025,0	437,9	98,8
Tashkent	4549,3	3196,0	680,4	672,9
Fergana	3614,5	2911,0	366,7	336,8
Khorezm	2035,4	1446,0	381,5	207,9
Tashkent city	13700,3	8163,6	2967,4	2569,3

\* including unallocated volume by territories

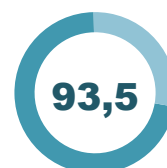
## Republic of Karakalpakstan



share in %



State property




Non-state property



## Andijan

share in %



State property



Non-state property


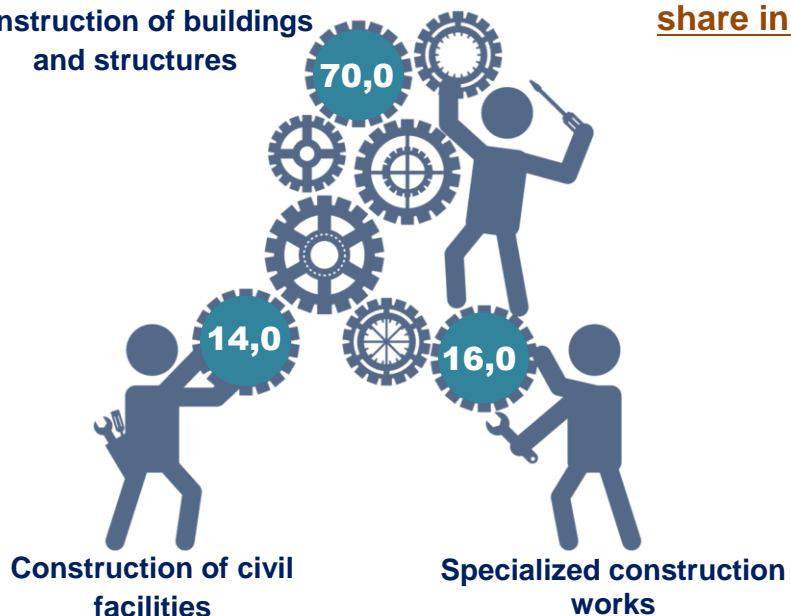


## Bukhara



Construction of buildings  
and structures


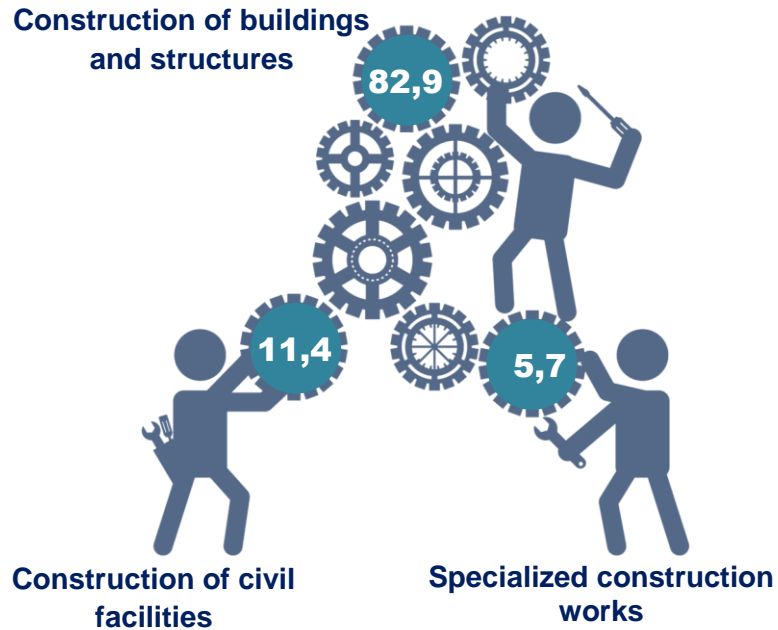
share in %



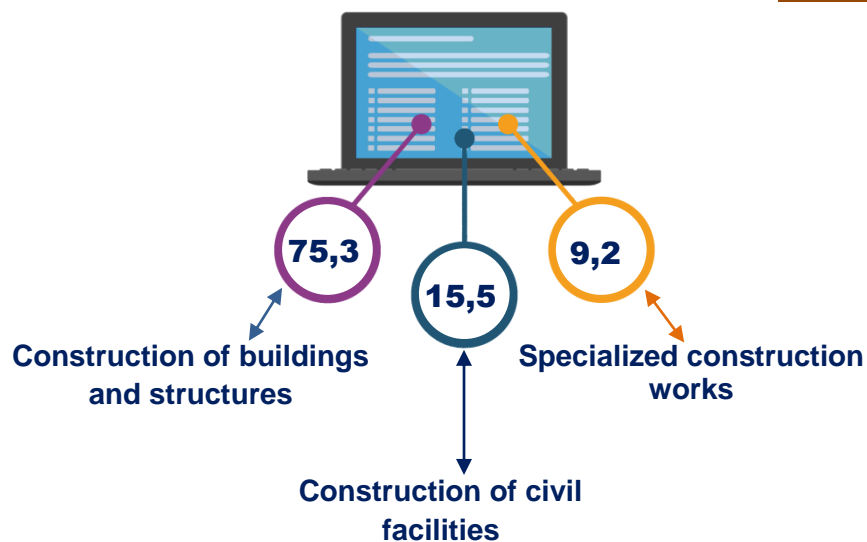
## Jizzakh

share in %

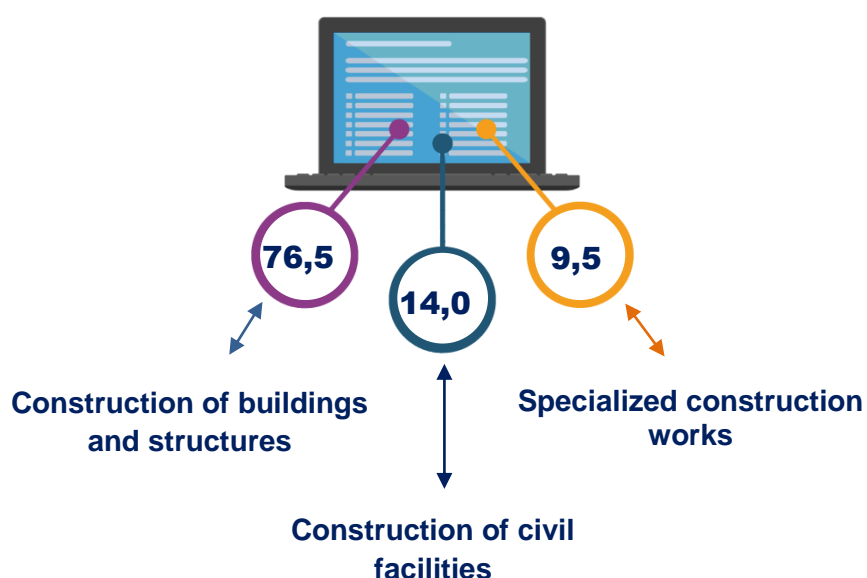
Construction of buildings  
and structures



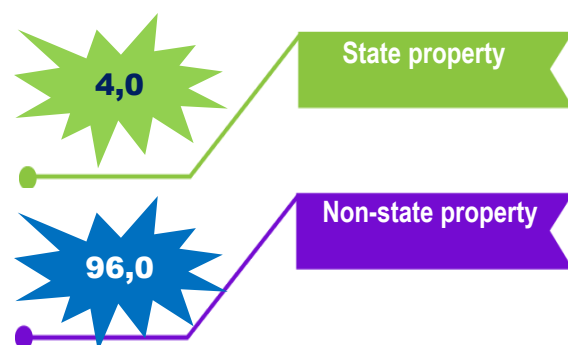
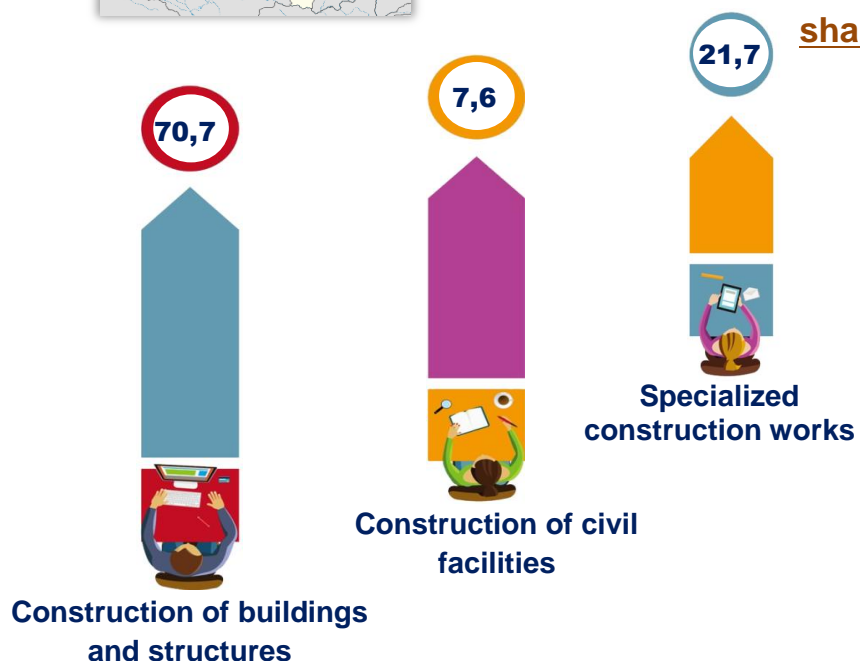
## Kashkadarya



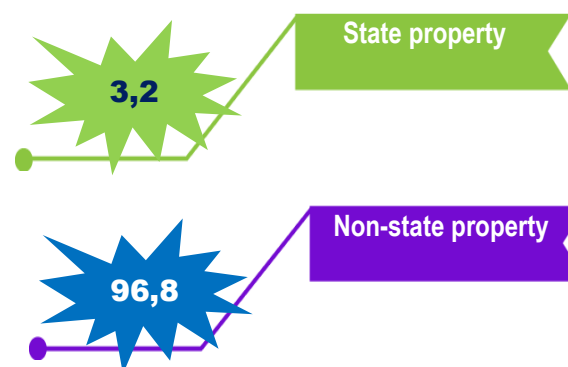
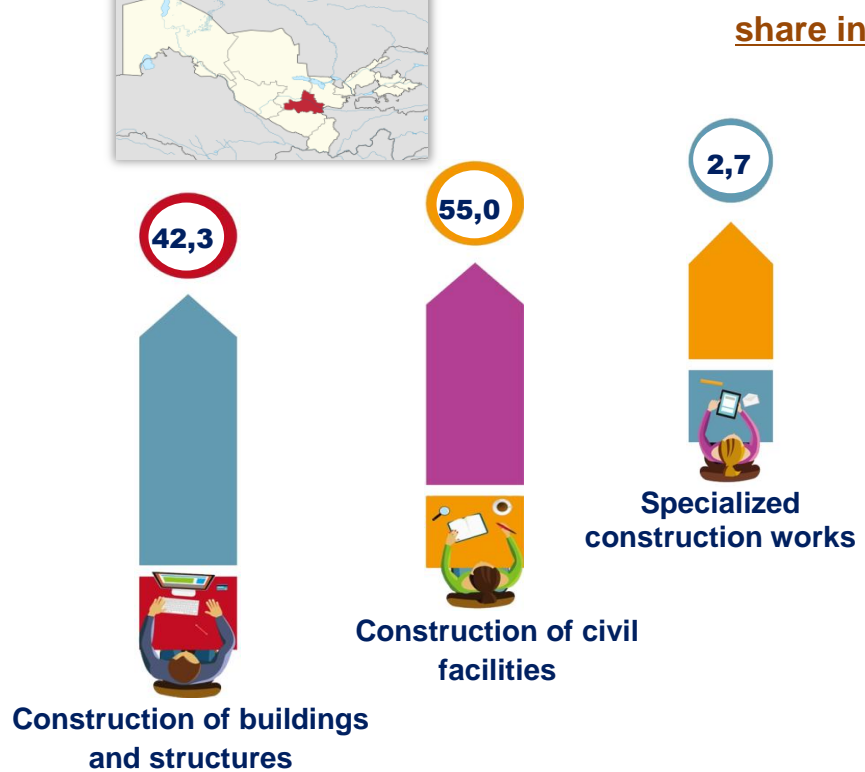
## Navoi



## Namangan




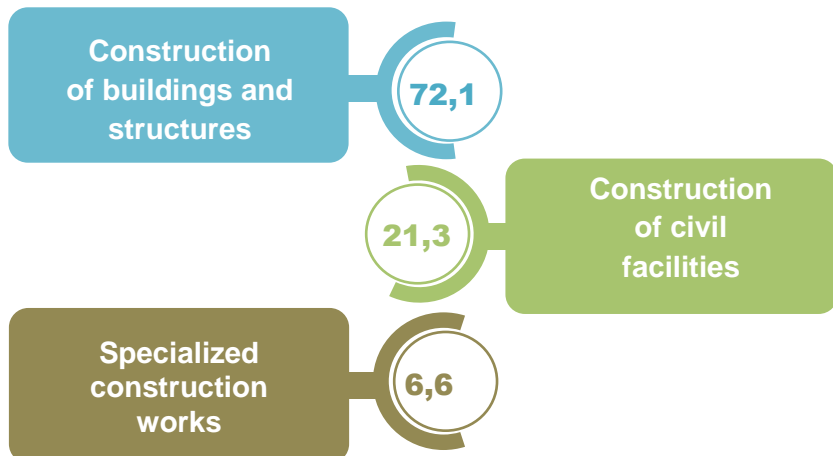
## Samarkand



## Surkhandarya





share in %



## Syrdarya



share in %





## Tashkent



Specialized construction works

70,2

Construction of civil facilities

15,0

Construction of buildings and structures

14,8

share in %

**3,4**

State property

**96,6**

Non-state property



Specialized construction works

80,5

Construction of civil facilities

10,2

Construction of buildings and structures

9,3

## Fergana



share in %

**2,6**

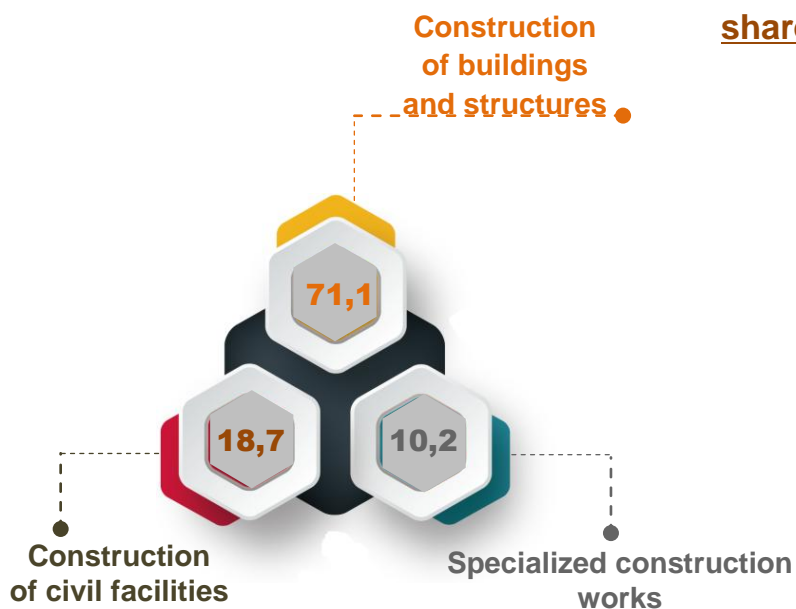
State property

**97,4**

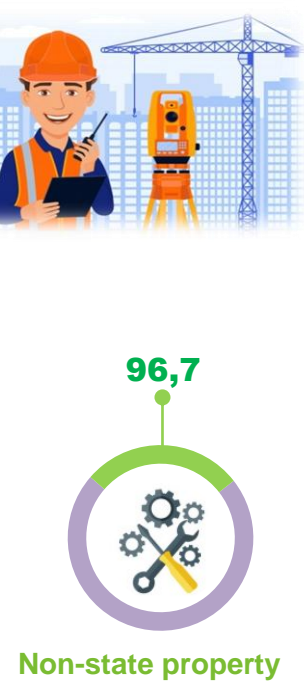

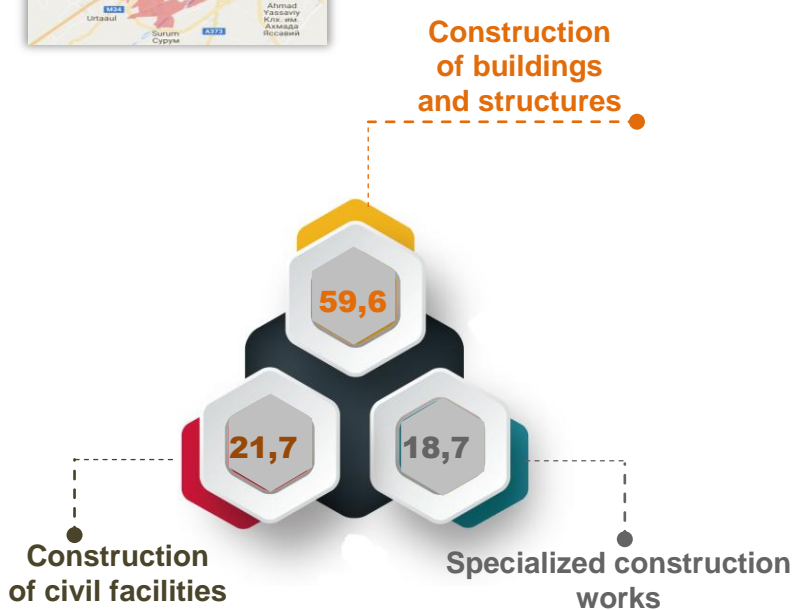
Non-state property



## Khorezm



## Tashkent city



**Investment and Construction  
Statistics Department**

**Contact Number: 71 202-80-56**