

# Construction work in the Republic of Uzbekistan for January-April 2021

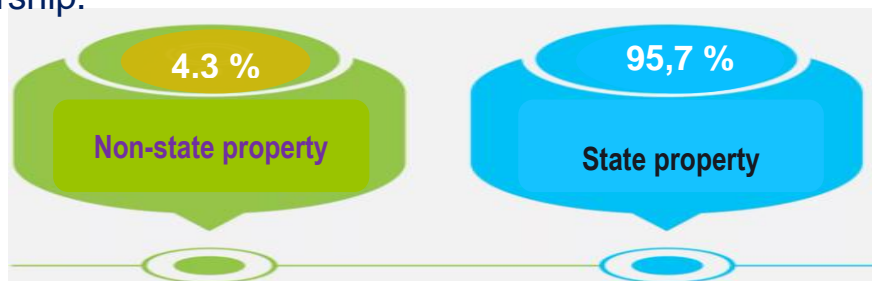
In January-April 2021, the volume of construction work performed in the Republic of Uzbekistan amounted to 29 540.0 billion soums, and the growth rate in relation to the corresponding period of 2020 reached 100.8%.

It is known that the volume of construction work is formed according to their composition, carried out by large construction organizations, small enterprises and microfirms, as well as by the informal sector.

## Structure of the volume of construction work, share in%



Construction work is carried out by organizations of state and non-state forms of ownership.



**For reference:** construction activities are the result of construction work performed on our own, the volume of new construction, major and current repairs, as well as other contract work.

## Information on operating enterprises and organizations in the construction sector as of May 1, 2021

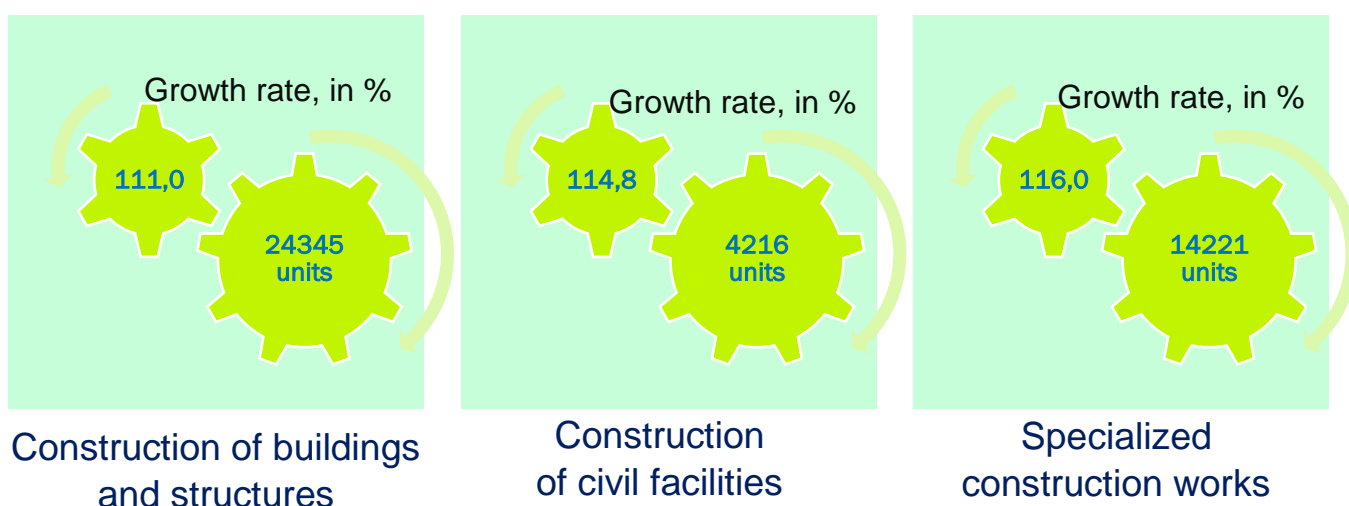


Compared to the same period in 2020, the growth rate of the number of enterprises and organizations related to the construction sector, which is one of the sectors with stable growth rates in the national economy, amounted to 138.0%.



### Structure of economic activity, units

The main factor that influenced the growth rate of the number of enterprises in the construction industry as of May 1, 2021 - 113.0%, if compared with the same period in 2020, is the growth in the number of operating enterprises in the construction of buildings and structures - 56.9% (of the total number of enterprises in the construction industry) (growth rate - 111.0%), civil facilities - 9.9% (growth rate - 114.8%), specialized construction works - 33.2% (growth rate - 116.0%).

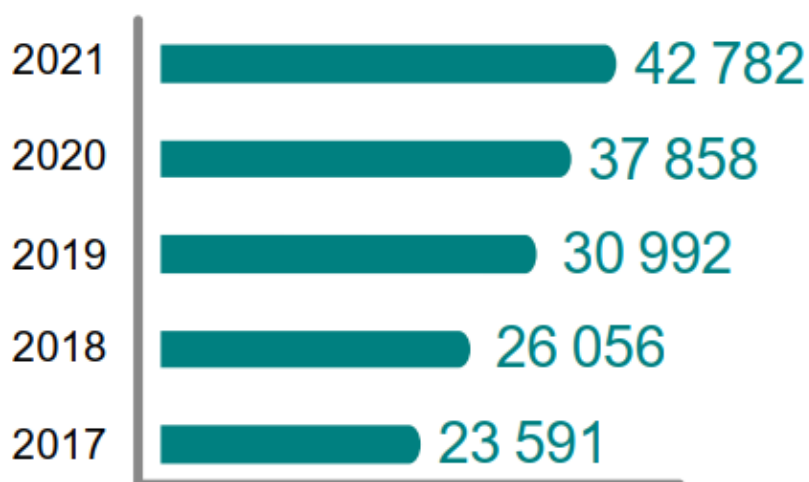




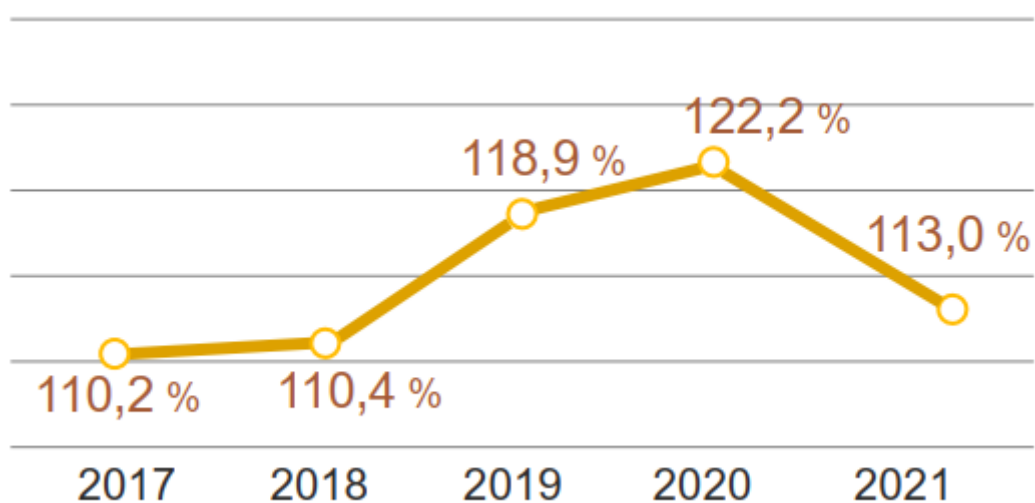
## Information about operating enterprises and organizations in the field of construction

as of May 1, 2021

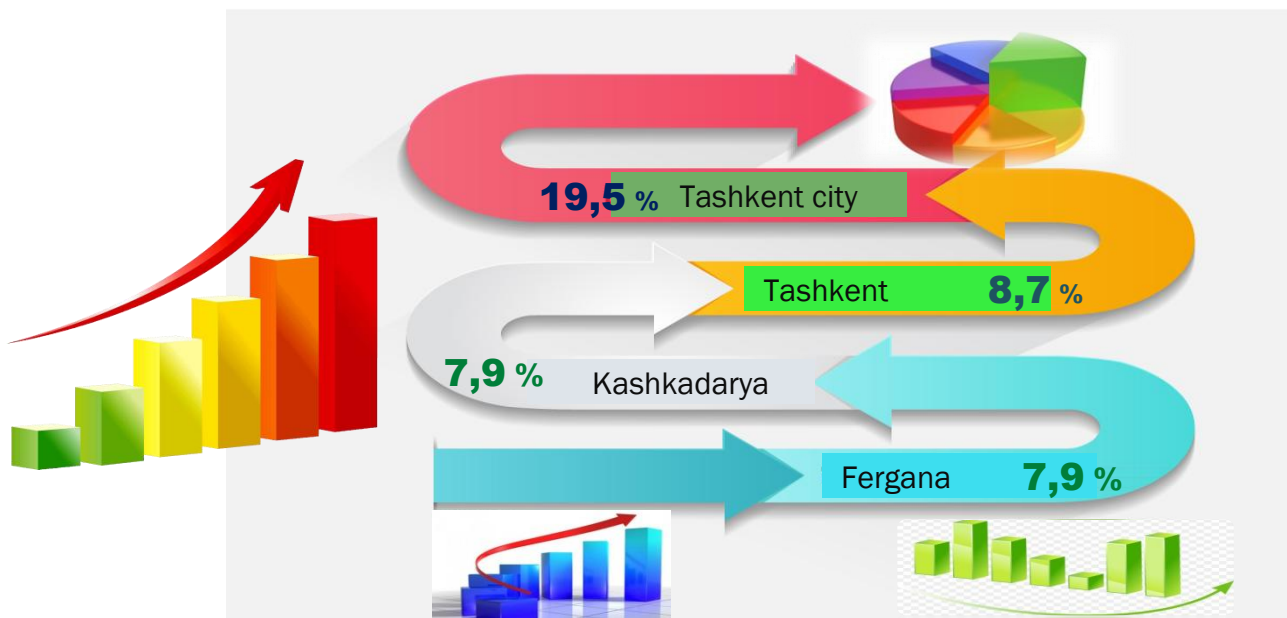
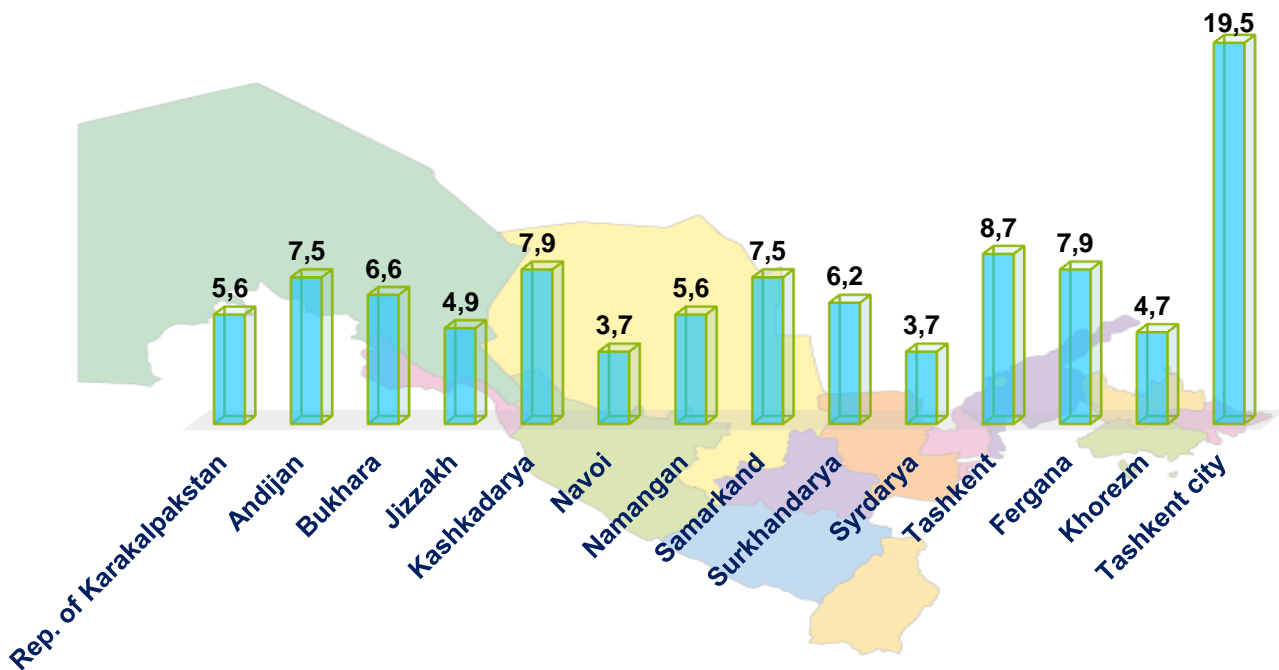
### Quantity, by year



### Growth rate by year, in %

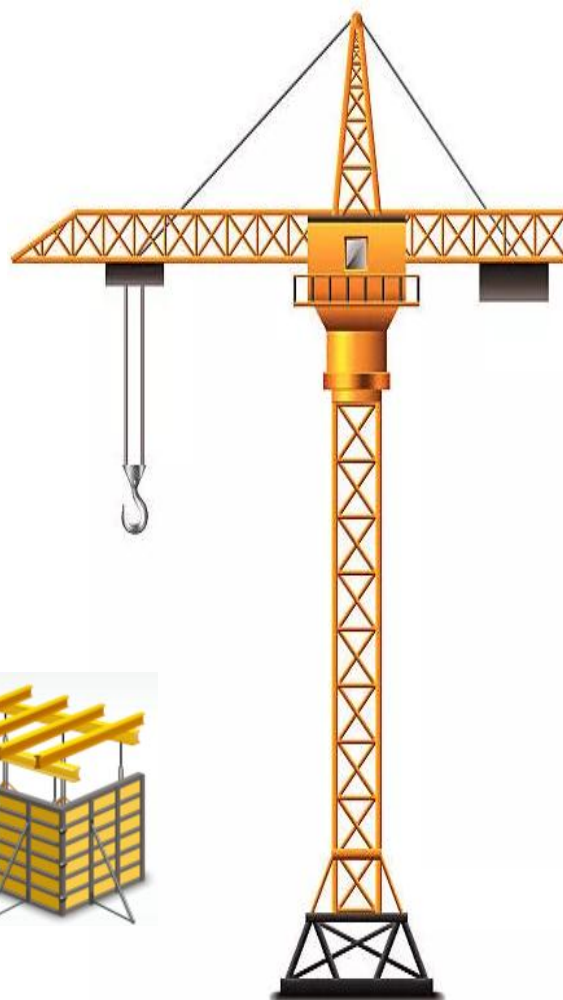
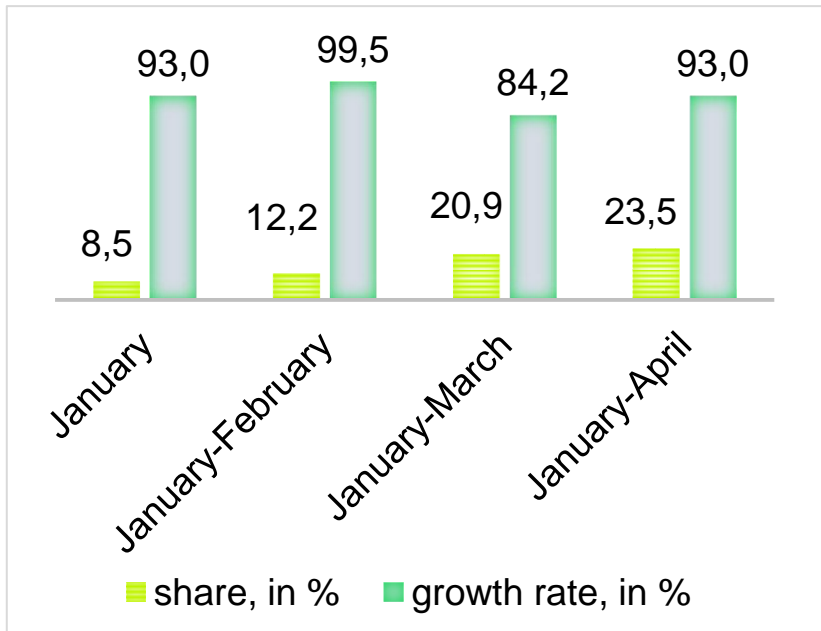


The share of operating construction enterprises in the Republic of Uzbekistan as of May 1, 2021



The volume of construction work carried out by large construction organizations in January-April 2021 amounted to 6 938.6 billion soums. Compared to the corresponding period of 2020, in the period under review, the growth rate of construction work reached 93.0%, and their share in the total volume decreased by 2.2% and amounted to 23.5%.

**Construction work carried out  
by large construction organizations  
in January-April 2021**



**For reference:** the highest share in the volume of construction work performed by large construction organizations was noted in Tashkent city (26.0% of the total volume of construction work in this region, or 139.7% to the corresponding period of 2020), Kashkadarya region (22.9% of the total volume of construction work in this region, or 2.2 times more than in the same period in 2020) and Bukhara region (19.2% of the total volume of construction work in the region, or 165.7% to the corresponding period of 2020).

## Works performed by small businesses and micro-firms in January-April 2021



The volume of construction work performed by small enterprises and microfirms, in comparison with other organizations, increased in January-April 2021, their share amounted to 60.0% of the total volume, which is 0.6% more if compared with the same period last year. Thus, the volume of construction work performed by them amounted to 17 736.7 billion soums and, in relation to January-April 2020, the growth rate reached 102.3%.

### Small enterprises and micro-firms, share in%




**For reference:** the largest share of construction work carried out by small enterprises and microfirms in the period under review was noted in Syrdarya region (636.9 billion soums, or 78.4% of the total), Andijan region (1 123.3 billion soums, or 73.9%), the Republic of Karakalpakstan (948.9 billion soums, or 73.5%) and Jizzakh region (661.3 billion soums, or 71.9%).

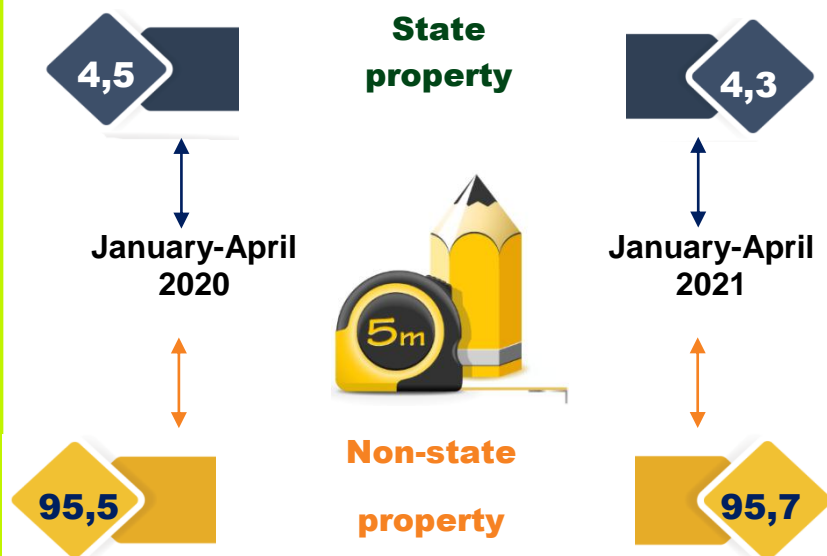
## The informal sector in the total volume of construction work



The share of construction work in the informal sector amounted to 16.5%, or 4 864.7 billion soums, the growth rate in relation to January-April 2020 reached 108.5%.



## Construction work performed by organizations of state and non-state forms of ownership, share, in %



Construction work in the country as a whole, carried out by state organizations, reached 1 268.2 billion soums, the volume of construction work performed by non-governmental organizations amounted to 28 271.8 billion soums, and their share is 4.3% and 95.7%, respectively.



**Construction work carried out in the context  
of territories by type of ownership  
for January-April 2021**

	Construction work, billion soums	State property		Non-state property	
		billion soums	share in %	billion soums	share in %
<b>Republic of Uzbekistan*</b>	<b>29540,0</b>	<b>1268,2</b>	<b>4,3</b>	<b>28271,8</b>	<b>95,7</b>
<b>Republic of Karakalpakstan</b>	<b>1290,5</b>	<b>104,4</b>	<b>8,1</b>	<b>1186,1</b>	<b>91,9</b>
<i>regions :</i>					
<b>Andijan</b>	<b>1520,3</b>	<b>59,5</b>	<b>3,9</b>	<b>1460,8</b>	<b>96,1</b>
<b>Bukhara</b>	<b>1773,3</b>	<b>88,5</b>	<b>5,0</b>	<b>1684,8</b>	<b>95,0</b>
<b>Jizzakh</b>	<b>919,5</b>	<b>22,5</b>	<b>2,4</b>	<b>897,0</b>	<b>97,6</b>
<b>Kashkadarya</b>	<b>1850,7</b>	<b>81,3</b>	<b>4,4</b>	<b>1769,4</b>	<b>95,6</b>
<b>Navoi</b>	<b>1424,2</b>	<b>226,1</b>	<b>15,9</b>	<b>1198,1</b>	<b>84,1</b>
<b>Namangan</b>	<b>1403,8</b>	<b>86,6</b>	<b>6,2</b>	<b>1317,2</b>	<b>93,8</b>
<b>Samarkand</b>	<b>1878,4</b>	<b>70,9</b>	<b>3,8</b>	<b>1807,5</b>	<b>96,2</b>
<b>Surkhandarya</b>	<b>1609,2</b>	<b>13,3</b>	<b>0,8</b>	<b>1595,9</b>	<b>99,2</b>
<b>Syrdarya</b>	<b>812,0</b>	<b>114,9</b>	<b>14,2</b>	<b>697,1</b>	<b>85,8</b>
<b>Tashkent</b>	<b>2481,8</b>	<b>92,6</b>	<b>3,7</b>	<b>2389,2</b>	<b>96,3</b>
<b>Fergana</b>	<b>1820,0</b>	<b>43,4</b>	<b>2,4</b>	<b>1776,6</b>	<b>97,6</b>
<b>Khorezm</b>	<b>974,9</b>	<b>63,0</b>	<b>6,5</b>	<b>911,9</b>	<b>93,5</b>
<b>Tashkent city</b>	<b>7190,9</b>	<b>201,2</b>	<b>2,8</b>	<b>6989,7</b>	<b>97,2</b>

\* including unallocated volume by territories

**The share of new construction, reconstruction, expansion and technical re-equipment in the total volume of construction work for January-April 2021**



**67,2 %**

A significant part of the work was carried out in January-April 2021 for the construction of new buildings and structures. Thus, 67.2% of the total volume of construction work, or 19 856.5 billion soums, were directed to the creation of new production facilities in the economy, housing and communal services and other social facilities.

Large construction organizations carried out construction work on new construction for 5 698.4 billion soums, or 28.7% of their total volume.

**28,7 %**

**49,8 %**

Small enterprises and microfirms carried out construction work on new construction for 9 892.4 billion soums, or 49.8% of their total volume.

In the informal sector, construction work on new construction was carried out for 4 265.7 billion soums, or 21.5% of their total volume.

**21,5 %**

**For reference:** *new construction* is the construction of a complex of objects (buildings and structures) for the main, auxiliary and service purposes, carried out on new areas in order to create new capacities.

## Construction work by territory for January-April 2021

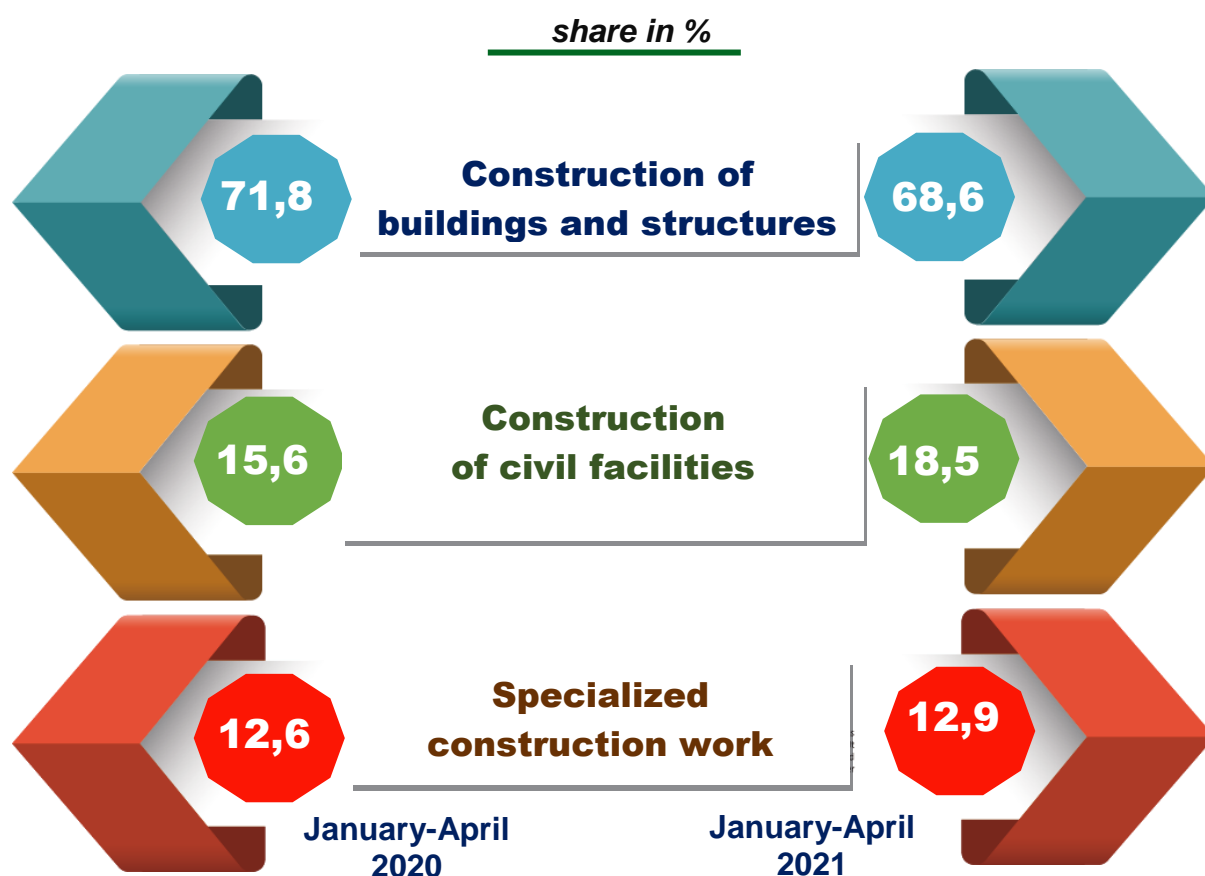


	Construction work, billion soums	Growth rates, in %	Including new construction, reconstruction, expansion and technical re-equipment, billion soums
Republic of Uzbekistan*	29540,0	100,8	19856,5
Republic of Karakalpakstan	1290,5	101,5	893,0
<i>regions:</i>			
Andijan	1520,3	109,8	971,4
Bukhara	1773,3	111,6	937,1
Jizzakh	919,5	104,9	744,0
Kashkadarya	1850,7	117,6	1053,3
Navoi	1424,2	103,8	916,9
Namangan	1403,8	101,2	987,7
Samarkand	1878,4	103,4	1290,8
Surkhandarya	1609,2	104,6	1223,9
Syrdarya	812,0	108,8	441,0
Tashkent	2481,8	117,4	1134,4
Fergana	1820,0	113,5	1095,0
Khorezm	974,9	100,1	675,8
Tashkent city	7190,9	112,3	4901,7

\* including unallocated volume by territories



## Construction work by type of economic activity in the whole country



**For reference:** the bulk of construction work by type of economic activity consisted in the construction of residential and non-residential buildings, as well as in the construction of buildings not intended for living.

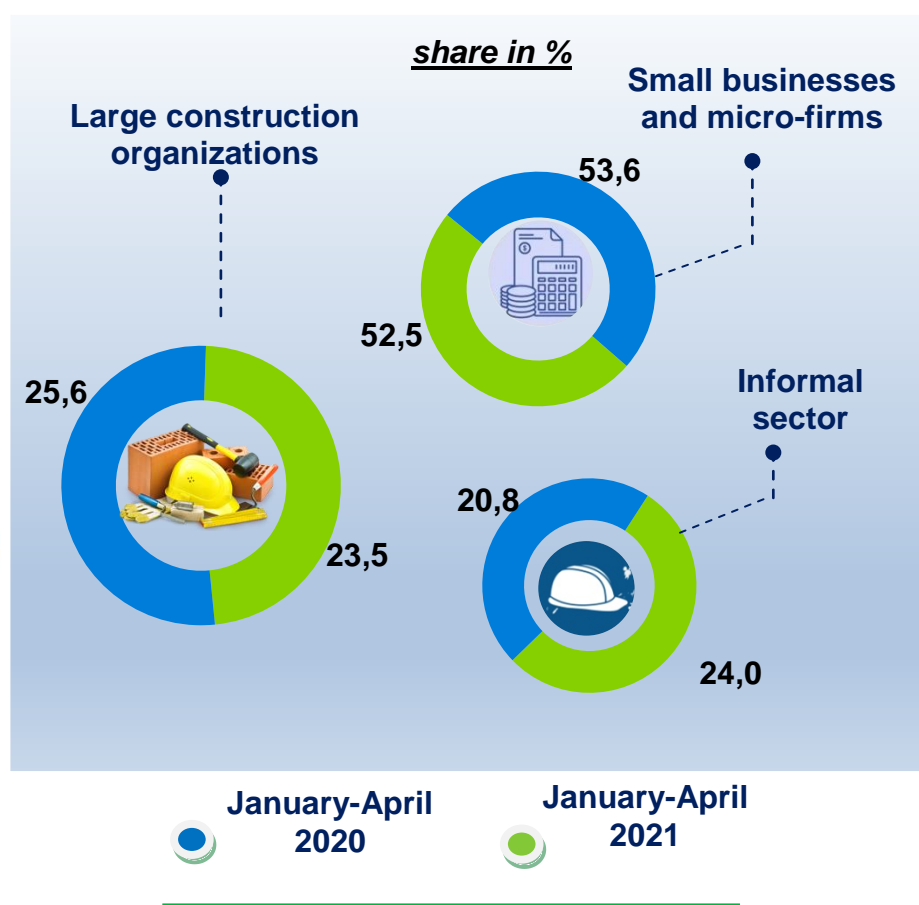


## Construction of buildings and structures

The share in the total volume of construction work performed by large construction organizations in the total structure of buildings and structures amounted to 23.5% and, compared to January-April 2020, decreased by 2.1 percentage points.

The share of small enterprises and microfirms in this type of activity, compared to January-April 2020, decreased by 1.1 percentage points and amounted to 52.5%.

The share of the informal sector, compared to January-April 2020, increased by 3.2 percentage points. and amounted to 24.0%.



## Civil works for the construction of civil facilities

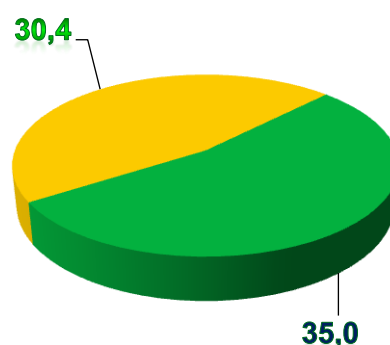


The specific weight of the volume of construction work carried out by large construction organizations for the construction of civilian facilities amounted to 30.4% and decreased, compared to January-April 2020, by 4.6%.

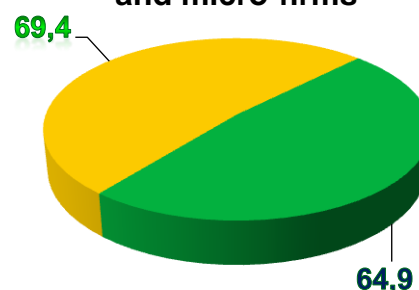
Also, the share of small enterprises and microfirms in the construction of facilities was 69.4% (an increase of 4.5%), and the informal sector - 0.2% (an increase of 0.1%).



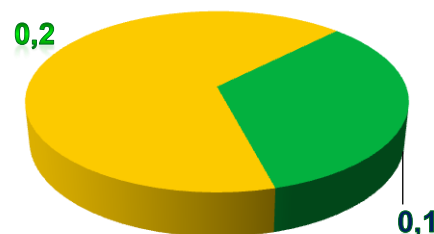
Large construction organizations *share in %*



Small businesses and micro-firms



Informal sector



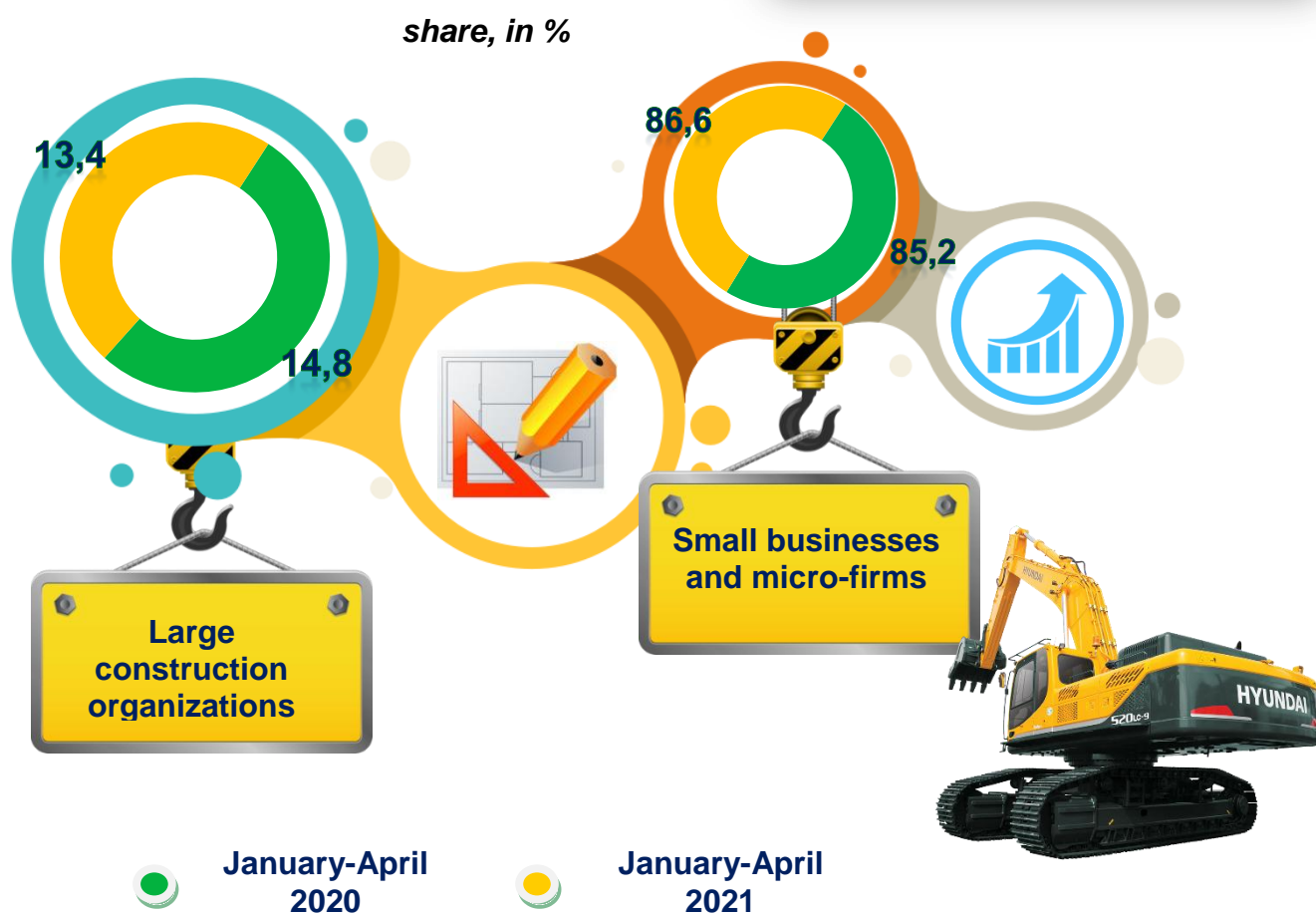
January-April 2020

January-April 2021



## Specialized construction work

In the total volume of specialized construction work, the share of large construction organizations decreased by 1.4 percentage points and amounted to 13.4%, as a result of which the share of small enterprises and microfirms reached 86.6% (increased by 1.4 percentage points).



## Construction work by type of economic activity by region, for January-April 2021



*billion soums*

	Construction works	including:		
		construction of buildings and structures	construction of civil facilities	specialized construction work
Republic of Uzbekistan*	29540,0	20271,3	5471,8	3796,9
Republic of Karakalpakstan	1290,5	745,9	294,8	249,8
<i>regions :</i>				
Andijan	1520,3	1155,9	171,2	193,2
Bukhara	1773,3	1121,6	367,4	284,3
Jizzakh	919,5	752,8	102,1	64,6
Kashkadarya	1850,7	1410,8	243,5	196,4
Navoi	1424,2	968,4	249,2	206,6
Namangan	1403,8	944,5	141,5	317,8
Samarkand	1878,4	764,8	1055,3	58,3
Surkhandarya	1609,2	1088,0	389,7	131,5
Syrdarya	812,0	482,6	270,9	58,5
Tashkent	2481,8	1645,3	388,9	447,6
Fergana	1820,0	1464,2	180,5	175,3
Khorezm	974,9	666,5	231,9	76,5
Tashkent city	7190,9	4469,5	1384,9	1336,5

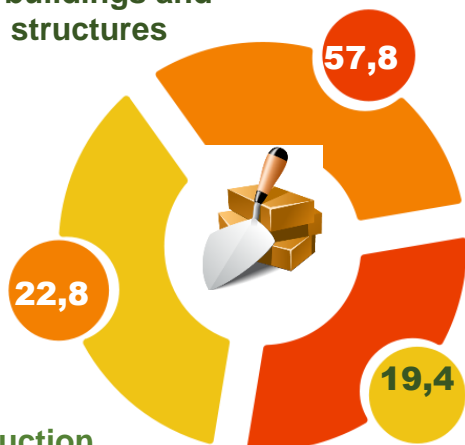
\* including unallocated volume by territories

## Republic of Karakalpakstan



share in %

Construction of buildings and structures



Construction of civil facilities

Specialized construction work

**8,1**

State property

**91,9**

Non-state property




**3,9**

State property

**96,1**

Non-state property



## Andijan



share in %

Construction of buildings and structures



Construction of civil facilities

Specialized construction work

## Bukhara



share in %

**95,0**

Non-state property

**5,0**

State property



## Jizzakh

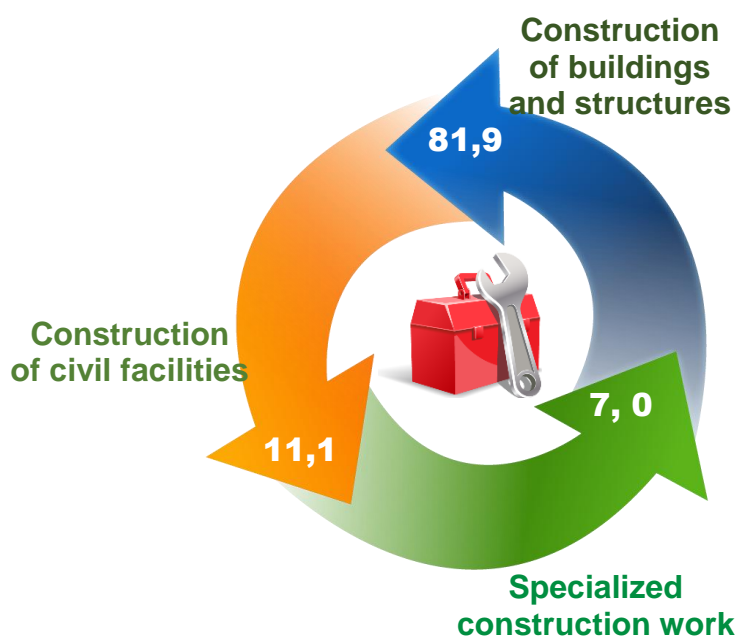
share in %

**97,6**

Non-state property

**2,4**

State property




## Kashkadarya



### share in %

Construction of buildings

Construction of civil facilities




## Navoi



### share in %

Construction of buildings and structures

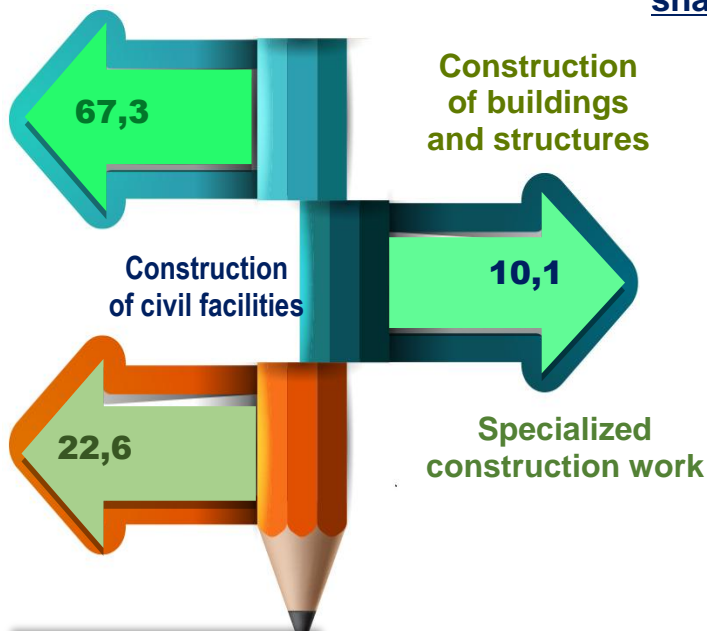
Construction of civil facilities



## Namangan



share in %



State property

6,2

Non-state property

93,8



## Samarkand

share in %

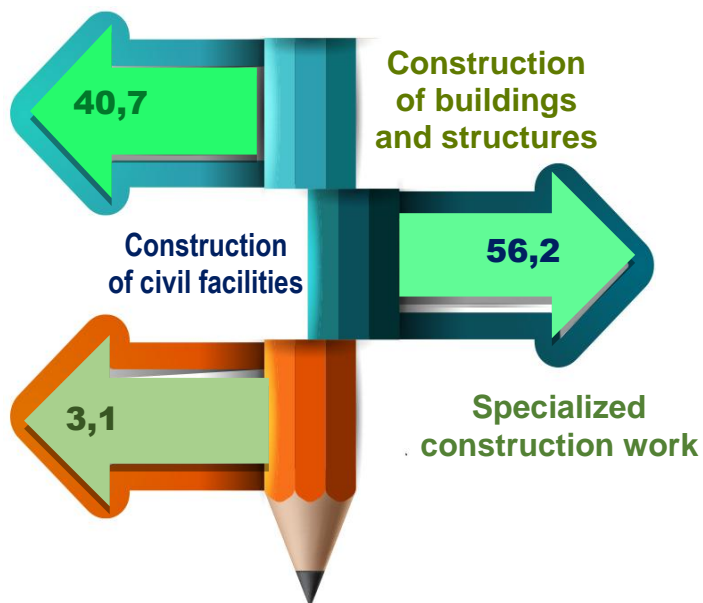


State property

3,8

Non-state property

96,2



## Surkhandarya



share in %



0,8



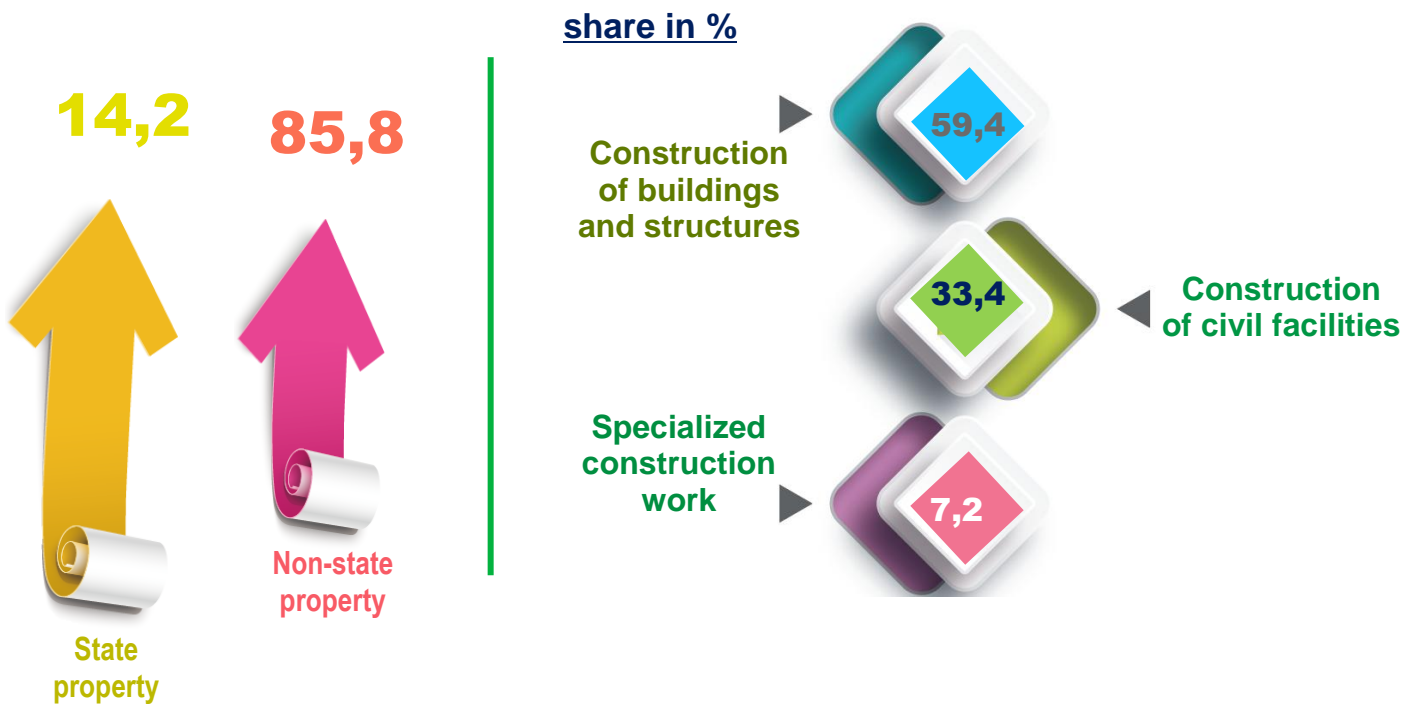
99,2



## Syrdarya

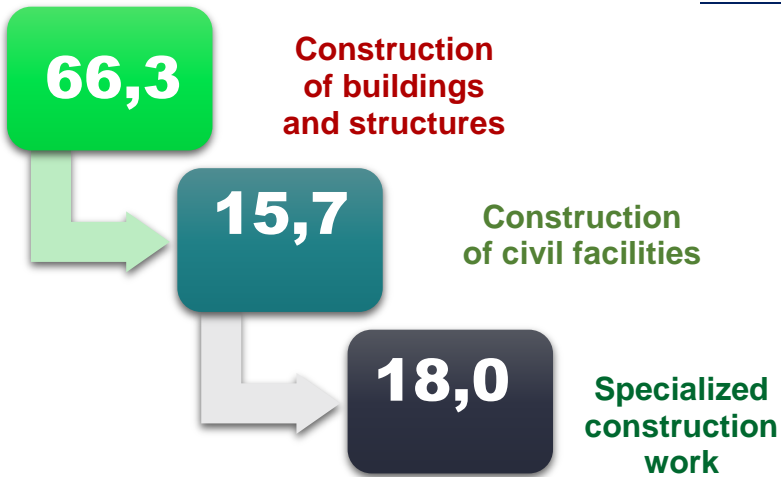


share in %





## Tashkent



State property



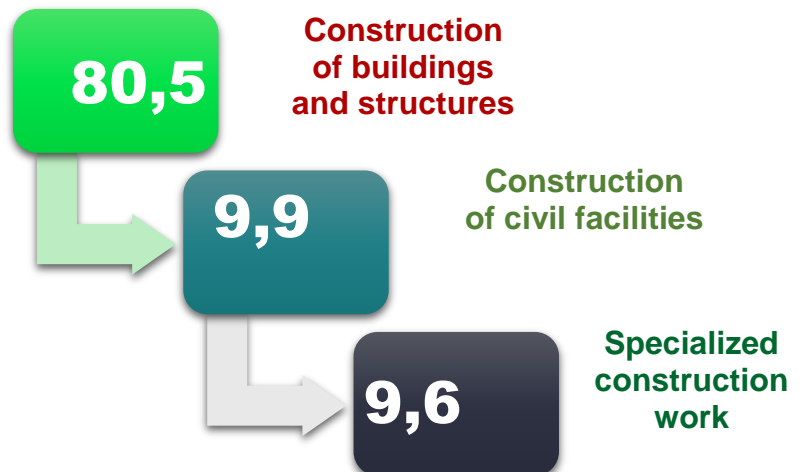
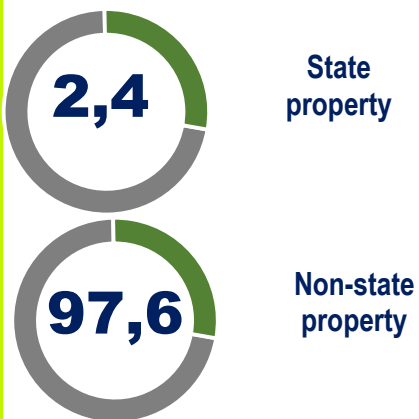
Non-state property



## Fergana



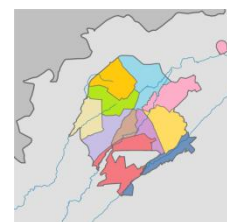

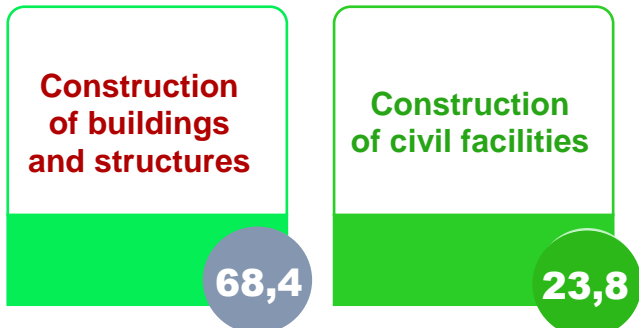
share in %





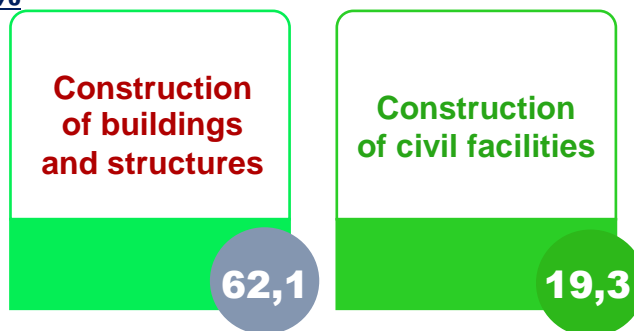

## Khorezm

share in %



## Tashkent city

share in %



**Investment and Construction  
Statistics Department**

**Contact Number: 71 202-80-56**