

## Construction work in the Republic of Uzbekistan for January-August 2021

In January-August of this year, the volume of construction work performed in the Republic of Uzbekistan amounted to 66 412.4 billion soums, and the growth rate in relation to the corresponding period of 2020 reached 102.0%.



### Structure of the volume of construction work, share in%

It is known that the volume of construction work is formed according to their composition, carried out by large construction organizations, small enterprises and microfirms, as well as by the informal sector.



Construction work is carried out by organizations of state and non-state forms of ownership.

State property

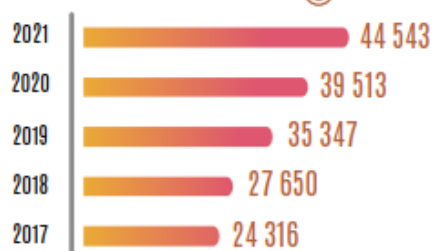


***For reference: construction activities are the result of construction work performed on our own, the volume of new construction, major and current repairs, as well as other contract work.***

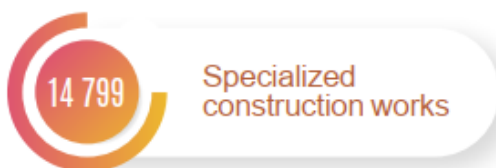
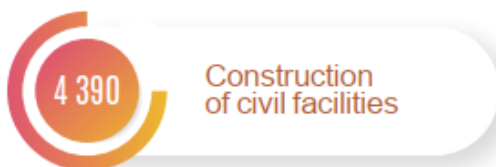
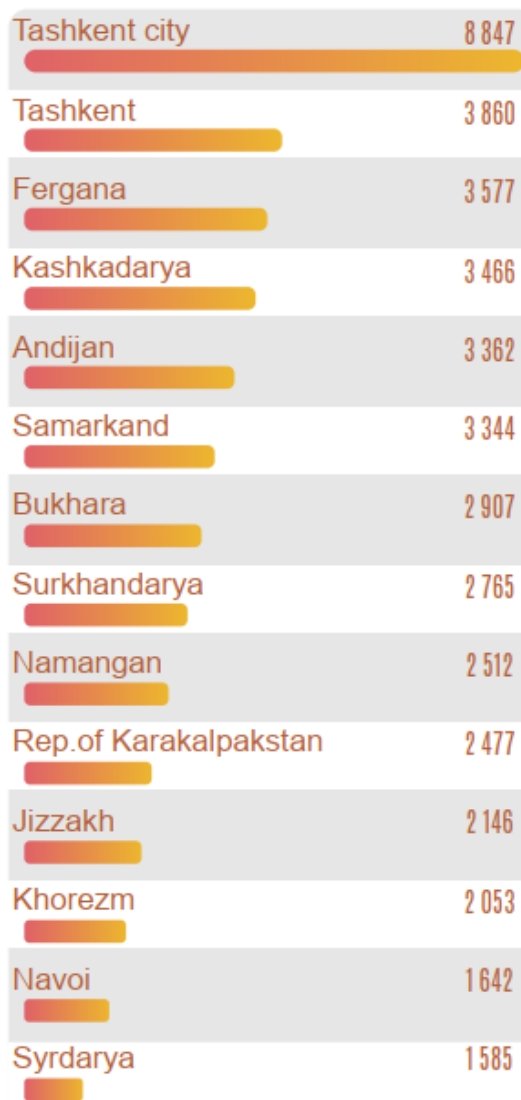
# Information on operating enterprises and organizations in the construction sector as of September 1, 2021

as of September 1, 2021

Quantity, by year



By regions



Compared to the same period in 2019, the growth rate of the number of enterprises and organizations related to the construction sector, which is one of the sectors with stable growth rates in the national economy, amounted to 126.0 %.

The total number of enterprises and organizations operating in the field of construction, in the following areas:

construction of buildings and structures accounted for 56.9 %, the growth rate, compared to the corresponding period last year, reached 110.6 %;

the construction of civil facilities was recorded at the level of 9.9 %, and the growth rate reached 116.7 %;

specialized construction works – 33.2 %, the growth rate was 115.3 %.

**The number of operating construction enterprises in the Republic of Uzbekistan, units**

	As of:		to the previous year, %
	01.09.2020	01.09.2021	
Republic of Uzbekistan	39513	44543	112,7
Republic of Karakalpakstan	2254	2477	109,9
regions:			
Andijan	2990	3362	112,4
Bukhara	2659	2907	109,3
Jizzakh	1990	2146	107,8
Kashkadarya	3225	3466	107,5
Navoi	1539	1642	106,7
Namangan	2199	2512	114,2
Samarkand	2982	3344	112,1
Surkhandarya	2452	2765	112,8
Syrdarya	1439	1585	110,1
Tashkent	3402	3860	113,5
Fergana	3125	3577	114,5
Khorezm	1843	2053	111,4
Tashkent city	7414	8847	119,3

## The share of operating construction enterprises in the Republic of Uzbekistan as of September 1, 2021, share in%



Tashkent city (19,9)



Tashkent (8,7)

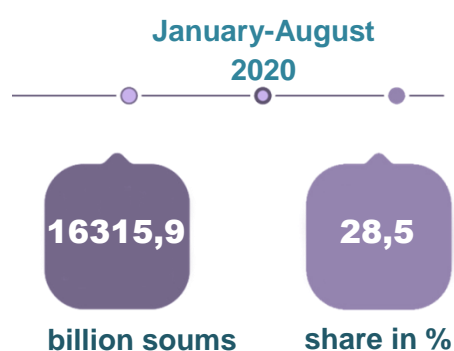
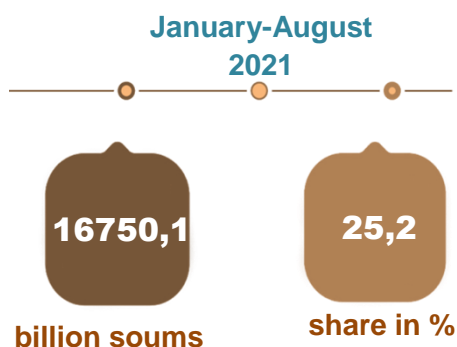


Fergana (8,0)



The volume of construction work carried out by large construction organizations in January-August this year amounted to 16 750.1 billion soums. Compared to 2020, in the period under review, the growth rate of construction work reached 91.0%, and their share in the total volume decreased by 3.3% and amounted to 25.2%.

## Construction work carried out by large construction organizations in January-August 2021

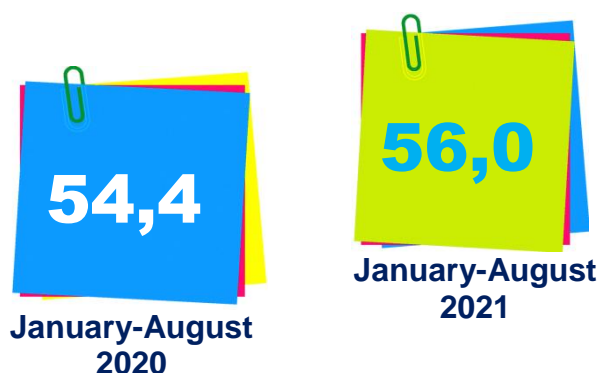


*For reference: the highest share in the volume of construction work performed by large construction organizations was noted in Tashkent city (34.1% of the total volume of construction work in this region, or 173.5% by the corresponding period of 2020), Bukhara region (20.3% of the total volume of construction work in this region, or 130.7% against the same period in 2020) and Kashkadarya region (20.2% of the total volume of construction work in the region, or 171.4% against the same period in 2020 ).*

## Works performed by small businesses and microfirms in January-August 2021

The volume of construction work performed by small enterprises and microfirms in comparison with other organizations increased in January-August 2021, their share amounted to 56.0% of the total volume, which is 1.6% more if compared with the same period last year. Thus, the volume of construction work performed by them amounted to 37 171.3 billion soums and, in relation to January-August 2020, the growth rate reached 104.8%.


### Small enterprises and microfirms, share in%



*For reference: the largest volume of construction work carried out by small enterprises and microfirms in the period under review was noted in the city of Tashkent (9 382.6 billion soums, or 56.6% of the total), Samarkand region (2 977.5 billion soums, or 65.2%), Tashkent region (2 967.0 billion soums, or 55.4%) and Fergana region (2 898.5 billion soums, or 68.8%).*

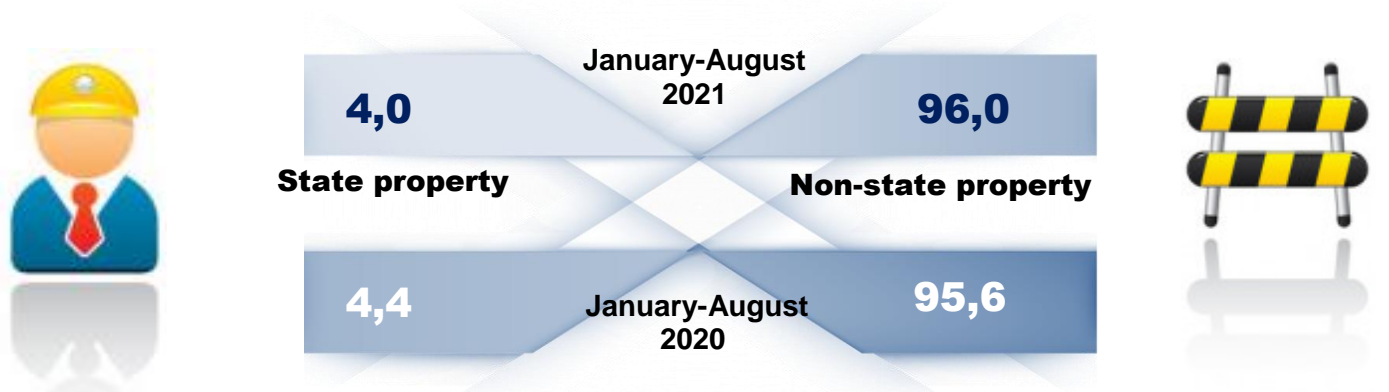
## Informal sector in the total volume of construction works

The share of construction work in the informal sector amounted to **18.8%**, or **12 491.0** billion soums, the growth rate in relation to January-August 2020 reached **111.4%**.



## Construction work performed by organizations of state and non-state forms of ownership, share in%

Construction work in the republic as a whole, carried out by state organizations, reached 2 643.4 billion soums, the volume of construction work performed by non-governmental organizations amounted to 63 769.0 billion soums, and their share is 4.0% and 96.0%, respectively.




## Construction work carried out by territory by type of ownership in January-August 2021


	Construction work, billion soums	State property		Non-state property	
		billion soums	share in %	billion soums	share in %
Republic of Uzbekistan*	66412,4	2643,4	4,0	63769,0	96,0
Republic of Karakalpakstan	3031,3	212,9	7,0	2818,4	93,0
<i>regions :</i>					
Andijan	3450,0	106,2	3,1	3343,8	96,9
Bukhara	4572,6	245,3	5,4	4327,3	94,6
Jizzakh	1849,7	44,7	2,4	1805,0	97,6
Kashkadarya	3786,0	148,7	3,9	3637,3	96,1
Navoi	2968,6	451,9	15,2	2516,7	84,8
Namangan	3362,0	129,9	3,9	3232,1	96,1
Samarkand	4565,5	132,7	2,9	4432,8	97,1
Surkhandarya	3510,0	23,0	0,7	3487,0	99,3
Syrdarya	1728,7	168,4	9,7	1560,3	90,3
Tashkent	5352,4	185,4	3,5	5167,0	96,5
Fergana	4211,9	106,4	2,5	4105,5	97,5
Khorezm	2320,1	119,2	5,1	2200,9	94,9
Tashkent city	16591,7	568,7	3,4	16023,0	96,6

\* including unallocated volume by territories


## Share of new construction, reconstruction, expansion and technical re-equipment in the total volume of construction work for January-August 2021



A significant part of the work was carried out in January-August 2021 for the construction of new buildings and structures. Thus, 69.8% of the total volume of construction work, or 46 368.6 billion soums, were directed to the creation of new production facilities in the economy, housing and communal services and other social facilities.



Large construction organizations carried out construction work on new construction for 13 913.8 billion soums, or 30.0% of their total volume.



Small enterprises and microfirms carried out construction work on new construction for 21 628.4 billion soums, or 46.6% of their total volume.



In the informal sector, construction work on new construction was carried out for 10 826.4 billion soums, or 23.4% of their total volume.

***For reference:*** the main part of construction work by type of economic activity consists in the construction of residential and non-residential buildings, as well as in the construction of buildings not intended for living.

## Construction works by territory for January-August 2021

	Construction work, billion soums	Growth rates, in %	Including new construction, reconstruction, expansion and technical re-equipment, billion soums
Republic of Uzbekistan*	66412,4	102,0	46368,6
Republic of Karakalpakstan	3031,3	110,5	2183,1
<i>regions:</i>			
Andijan	3450,0	108,2	2260,6
Bukhara	4572,6	107,2	2563,9
Jizzakh	1849,7	104,2	1538,7
Kashkadarya	3786,0	109,7	2487,3
Navoi	2968,6	108,1	2259,7
Namangan	3362,0	107,1	2488,2
Samarkand	4565,5	116,1	3240,5
Surkhandarya	3510,0	106,7	2783,8
Syrdarya	1728,7	107,4	1037,1
Tashkent	5352,4	117,4	2850,7
Fergana	4211,9	109,9	2562,5
Khorezm	2320,1	111,3	1831,1
Tashkent city	16591,7	124,2	11169,5

## Construction work by type of economic activity in the country as a whole



share in %



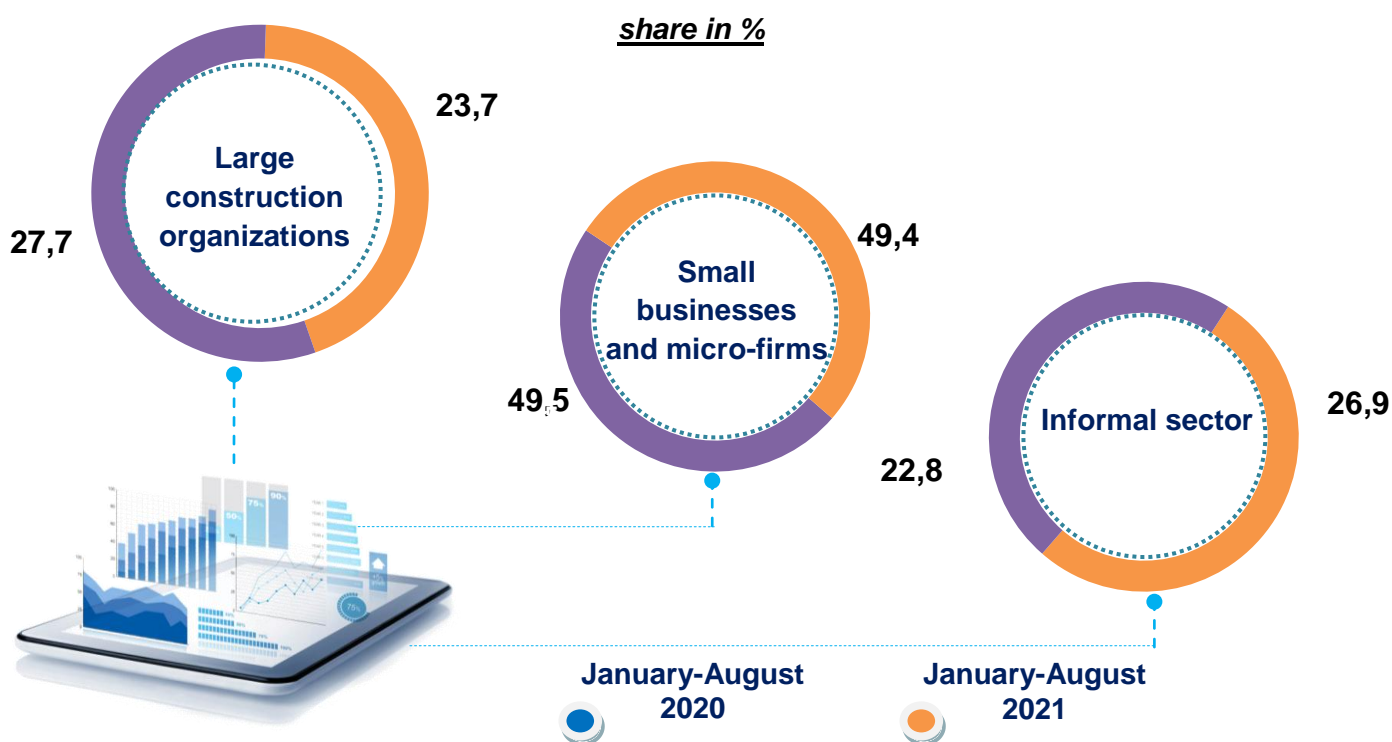

*For reference: the bulk of construction work by type of economic activity consists in the construction of residential and non-residential buildings, as well as in the construction of buildings not intended for living.*

## Construction of buildings and structures

The share in the total volume of construction work performed by large construction organizations in the total structure of buildings and structures amounted to 23.7% and, compared to January-August 2020, decreased by 4.0 percentage points.

The share of small enterprises and microfirms in this type of activity, compared to January-August 2020, decreased by 0.1 percentage points and amounted to 49.4%.

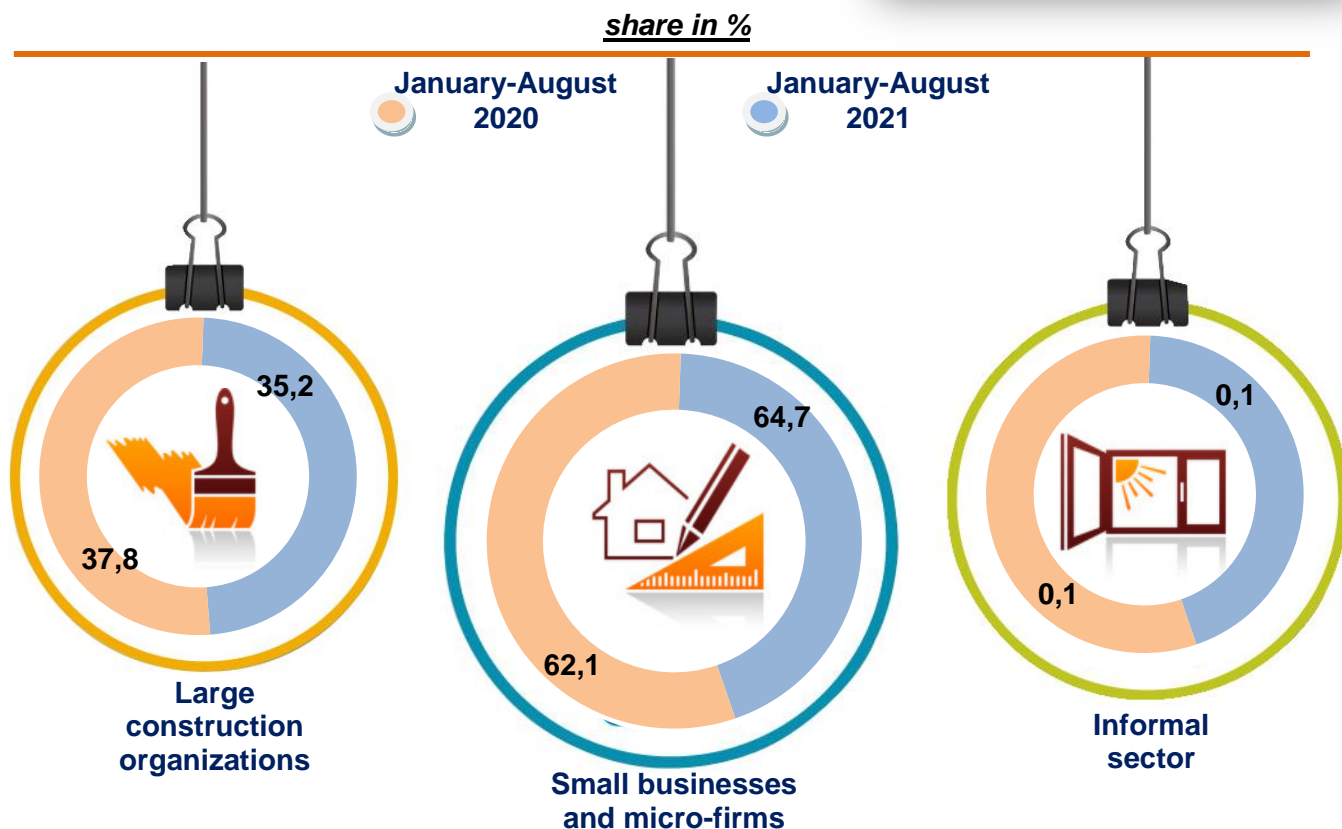
The share of the informal sector, compared to January-August 2020, increased by 4.1 percentage points and amounted to 26.9%.



## Construction works on the construction of civil facilities

The specific weight of the volume of construction work performed by large construction organizations for the construction of civilian facilities amounted to 35.2% and decreased, compared to January-August 2020, by 2.6%.

Also, the share of small enterprises and microfirms in the construction of facilities amounted to 64.7% (an increase of 2.6%), and the informal sector - 0.1%.



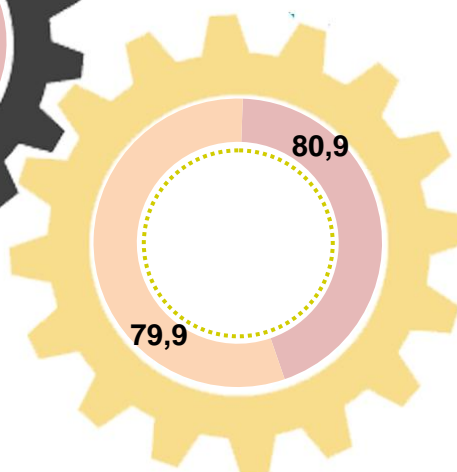
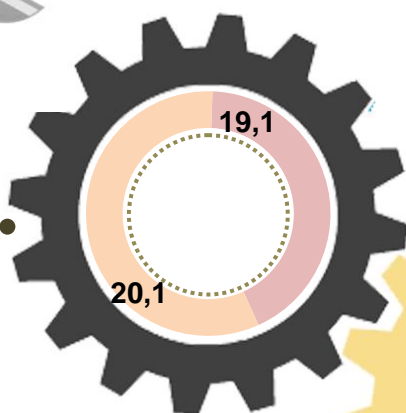
## Specialized construction work

In the total volume of specialized construction work, the share of large construction organizations decreased by 1.0 percentage points and amounted to 19.1%, as a result of which the share of small enterprises and microfirms reached 80.9% (an increase of 1.0 percentage points).



*share in %*

Small businesses and micro-firms



Large construction organizations



January-August 2020

January-August 2021

## Construction work by type of economic activity by region for January-August 2021

*billion soums*


	Construction works	<i>including:</i>		
		construction of buildings and structures	construction of civil facilities	specialized construction work
Republic of Uzbekistan*	66412,4	46320,3	12043,0	8049,1
Republic of Karakalpakstan	3031,3	2050,3	609,1	371,9
<i>regions :</i>				
Andijan	3450,0	2599,7	537,6	312,7
Bukhara	4572,6	3151,0	651,0	770,6
Jizzakh	1849,7	1530,8	210,2	108,7
Kashkadarya	3786,0	2807,3	601,4	377,3
Navoi	2968,6	2283,8	411,9	272,9
Namangan	3362,0	2402,2	248,6	711,2
Samarkand	4565,5	2057,9	2379,9	127,7
Surkhandarya	3510,0	2509,4	774,6	226,0
Syrdarya	1728,7	1148,3	472,6	107,8
Tashkent	5352,4	3765,0	794,5	792,9
Fergana	4211,9	3361,0	436,2	414,7
Khorezm	2320,1	1640,7	442,8	236,6
Tashkent city	16591,7	9901,0	3472,6	3218,1

\* including unallocated volume by territories

## Republic of Karakalpakstan



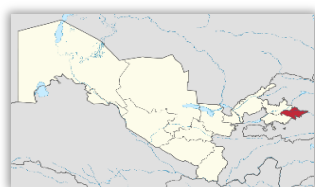
share in %



State property

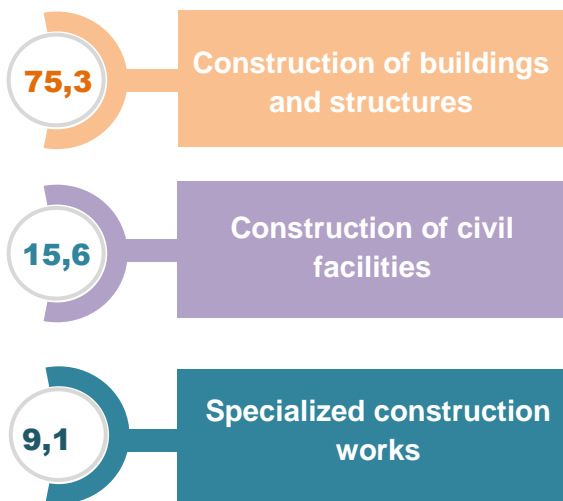


Non-state property



## Andijan

share in %



State property



Non-state property





## Bukhara



Construction of buildings and structures


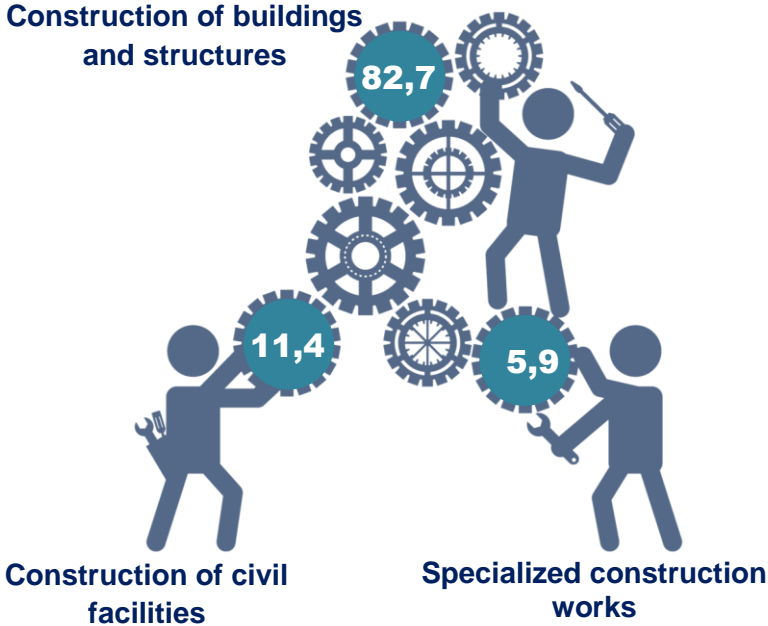
share in %




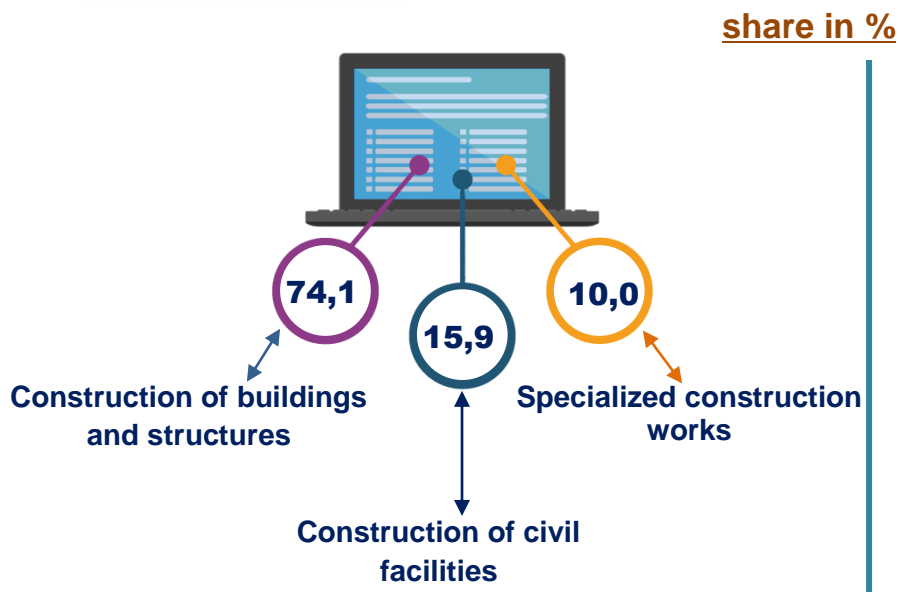
## Jizzakh

share in %


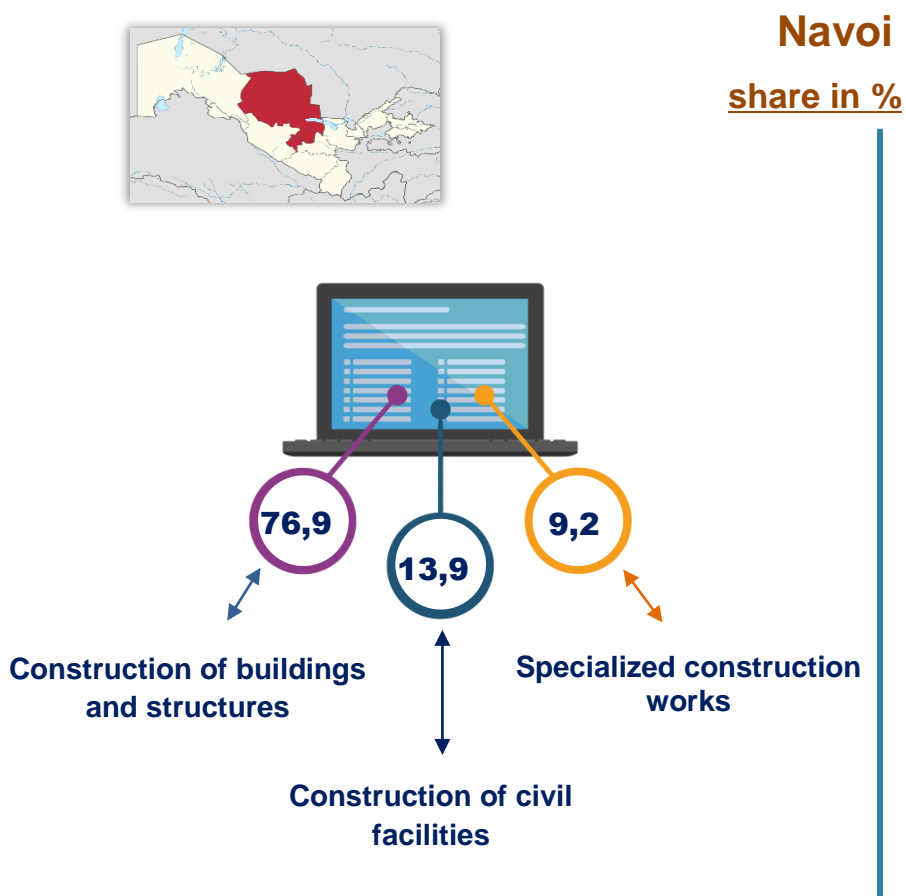
Construction of buildings and structures



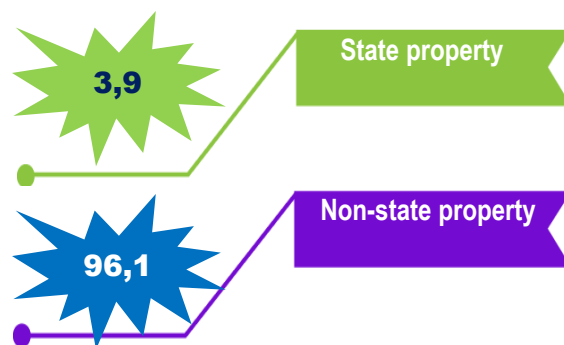
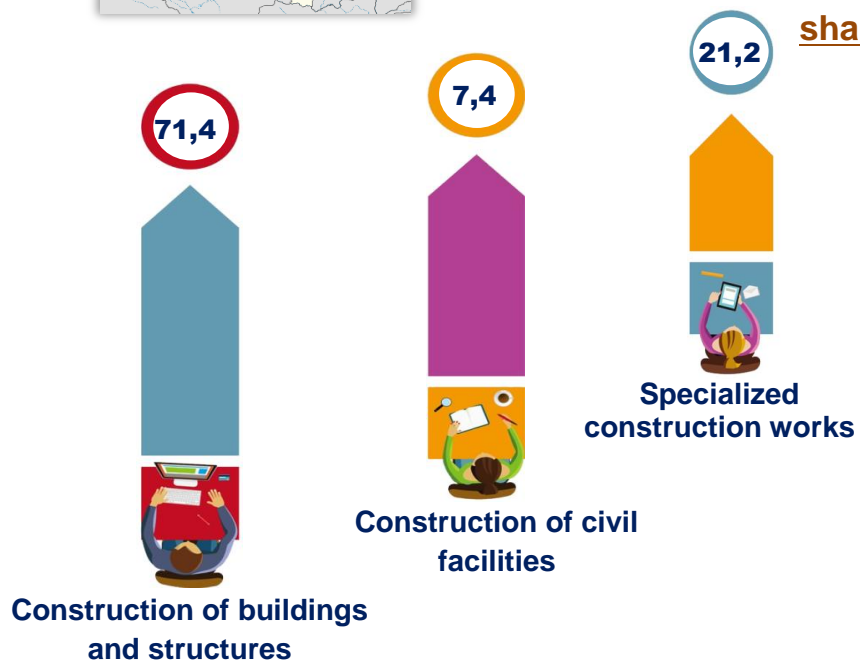
## Kashkadarya



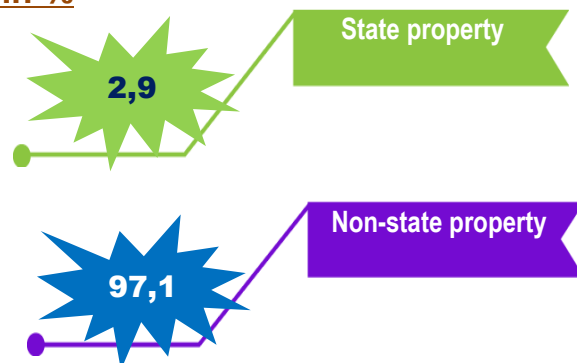
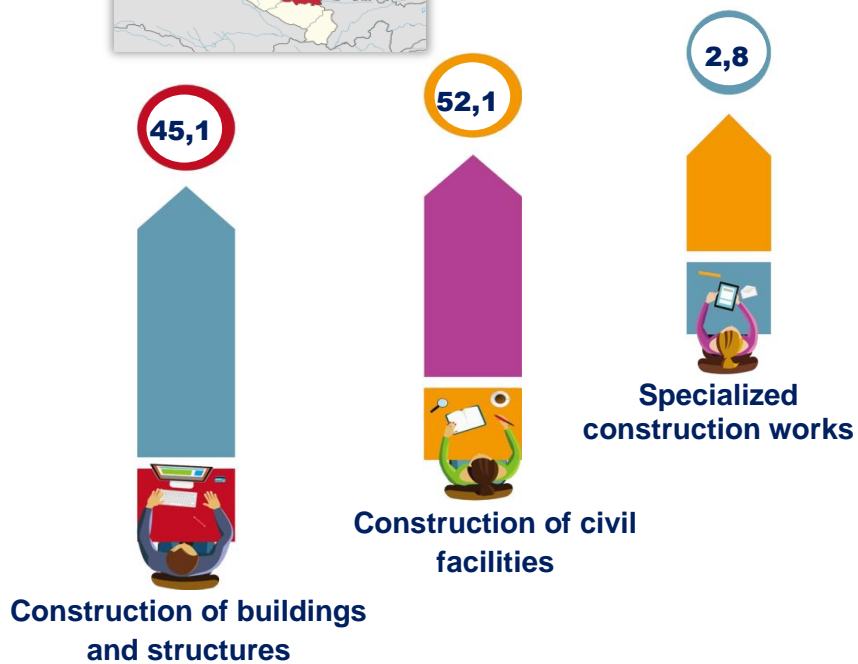
## Navoi



## Namangan



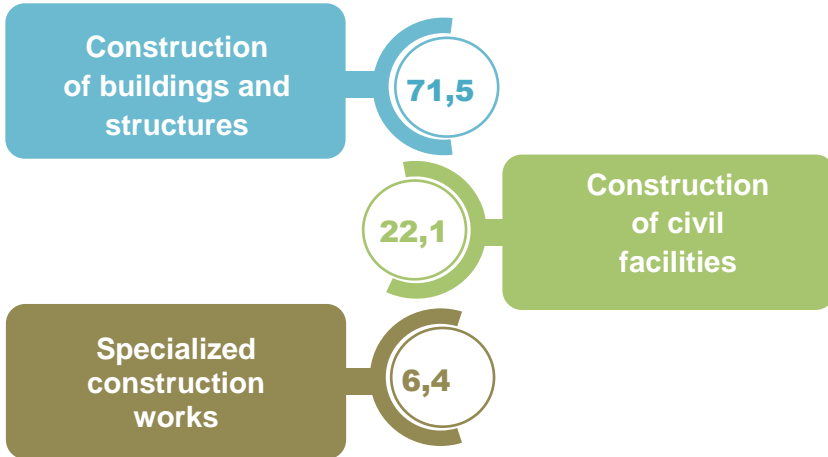
## Samarkand



## Surkhandarya




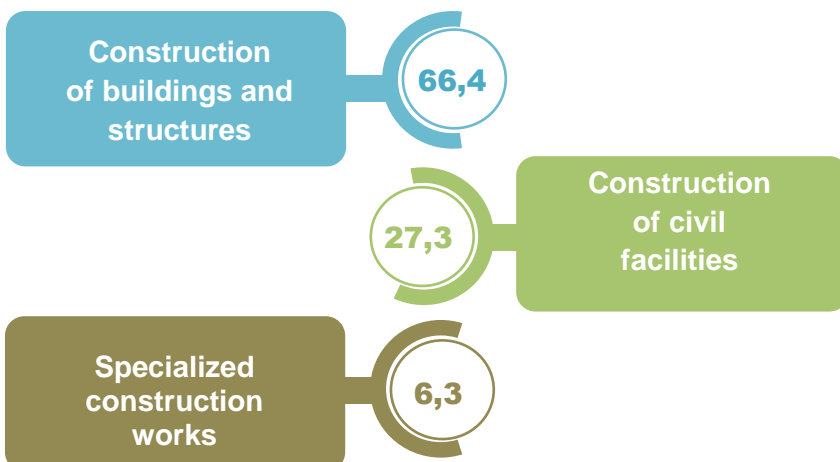
share in %



## Syrdarya



share in %



## Tashkent



Specialized construction works

70,3

Construction of civil facilities

14,9

Construction of buildings and structures

14,8

share in %

3,5

State property

96,5

Non-state property



## Fergana



Specialized construction works

79,8

Construction of civil facilities

10,4

Construction of buildings and structures

9,8

share in %

2,5

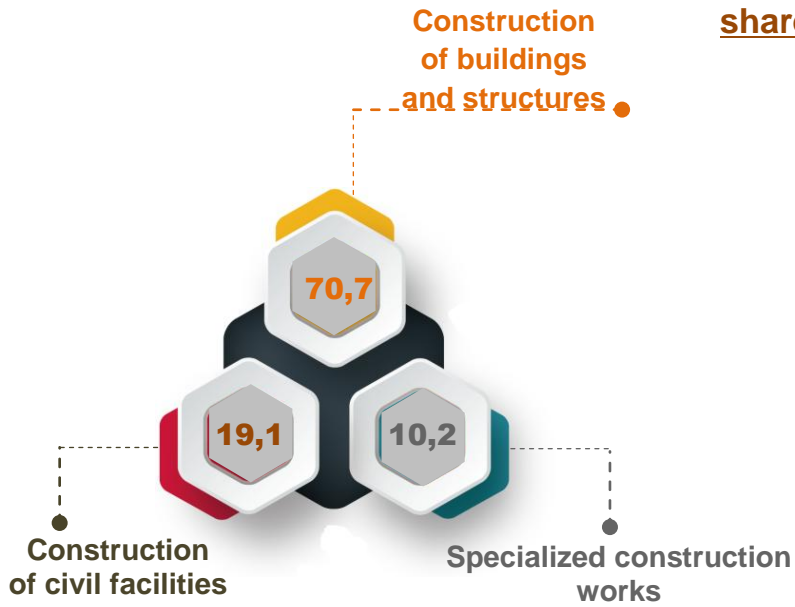
State property

97,5


Non-state property



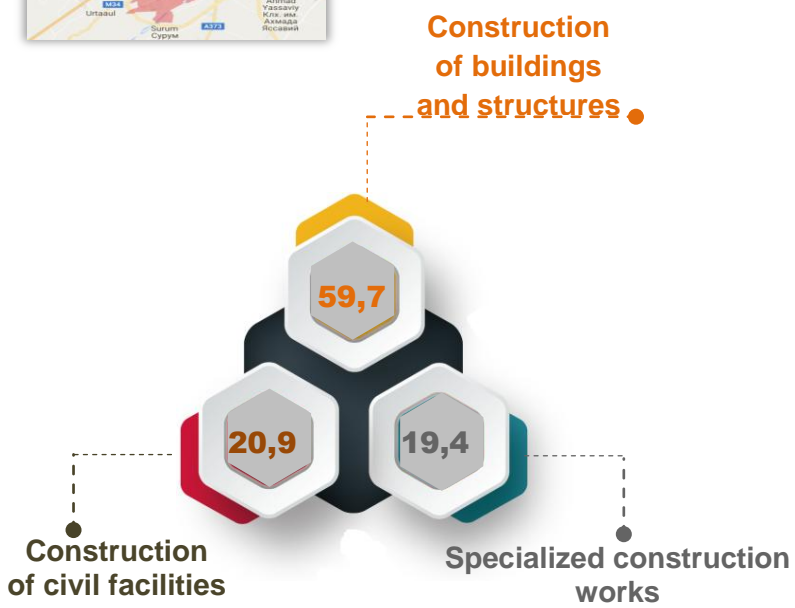
## Khorezm



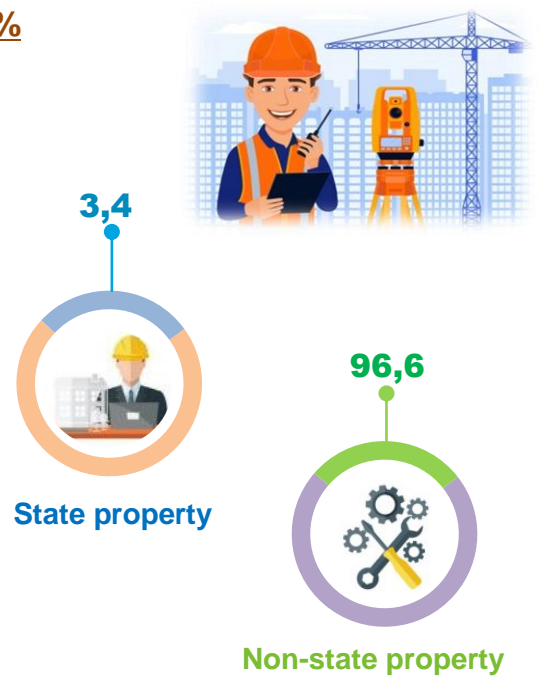
### share in %



## Tashkent city



### share in %



**Investment and Construction  
Statistics Department**

**Contact Number: 71 202-80-56**