

## Construction work in the Republic of Uzbekistan for January-June 2021

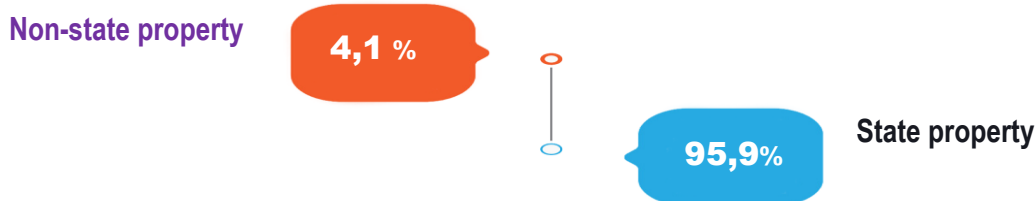
In January-June of this year, the volume of construction work performed in the Republic of Uzbekistan amounted to 48 609.9 billion soums, and the growth rate in relation to the corresponding period of 2020 reached 100.1%.

It is known that the volume of construction work is formed according to their composition, carried out by large construction organizations, small enterprises and microfirms, as well as by the informal sector.

### Structure of the volume of construction work, share in%



Construction work is carried out by organizations of state and non-state forms of ownership.



**For reference:** construction activities are the result of construction work performed on our own, the volume of new construction, major and current repairs, as well as other contract work.




## Information on operating enterprises and organizations in the construction sector as of July 1, 2021

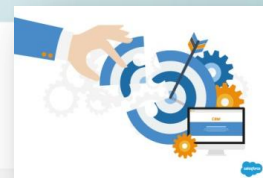
The number of enterprises and organizations related to the construction sector, compared to the same period in 2019, increased by 135.0% and is one of the sectors with stable growth rates among the sectors of the national economy.



### The structure of economic activity, units

The main factor that influenced the increase in the number of enterprises in the construction industry as of July 1, 2021 by 113.0%, if compared with the corresponding period of 2020, is the growth in the number of operating enterprises in the construction of buildings and structures by 56.9% (of the total number enterprises in the construction industry) (growth rate - 111.0%), civilian objects - by 9.9% (growth rate - 115.9%), specialized construction works - by 33.2% (growth rate - 115.7 %).



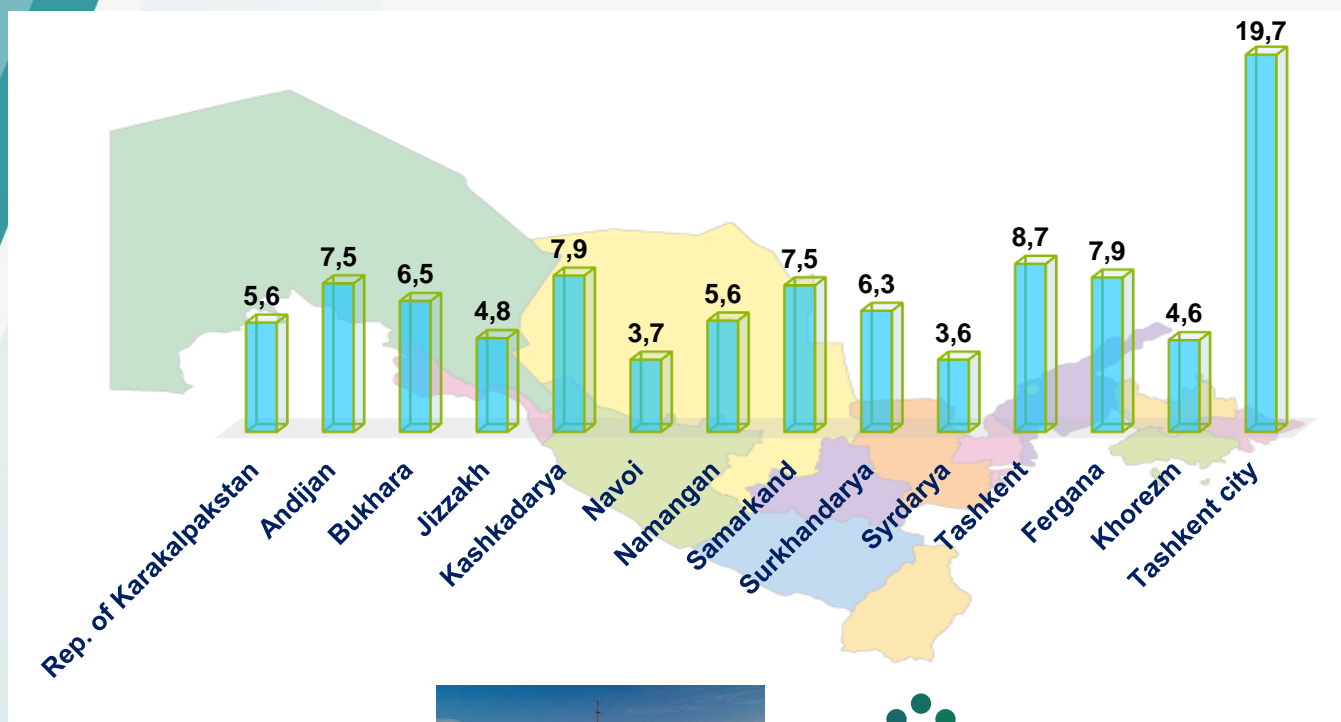


## The number of operating construction enterprises in the Republic of Uzbekistan, units

	As of:		to the previous year, %
	01.07.2020	01.07.2021	
<b>Republic of Uzbekistan</b>	<b>38718</b>	<b>43735</b>	<b>113,0</b>
<b>Republic of Karakalpakstan</b>	<b>2233</b>	<b>2431</b>	<b>108,9</b>
<i>regions:</i>			
<b>Andijan</b>	<b>2960</b>	<b>3288</b>	<b>111,1</b>
<b>Bukhara</b>	<b>2593</b>	<b>2855</b>	<b>110,1</b>
<b>Jizzakh</b>	<b>1979</b>	<b>2119</b>	<b>107,1</b>
<b>Kashkadarya</b>	<b>3177</b>	<b>3442</b>	<b>108,3</b>
<b>Navoi</b>	<b>1519</b>	<b>1630</b>	<b>107,3</b>
<b>Namangan</b>	<b>2153</b>	<b>2465</b>	<b>114,5</b>
<b>Samarkand</b>	<b>2890</b>	<b>3282</b>	<b>113,6</b>
<b>Surkhandarya</b>	<b>2433</b>	<b>2735</b>	<b>112,4</b>
<b>Syrdarya</b>	<b>1412</b>	<b>1578</b>	<b>111,8</b>
<b>Tashkent</b>	<b>3312</b>	<b>3811</b>	<b>115,1</b>
<b>Fergana</b>	<b>3047</b>	<b>3458</b>	<b>113,5</b>
<b>Khorezm</b>	<b>1833</b>	<b>2025</b>	<b>110,5</b>
<b>Tashkent city</b>	<b>7177</b>	<b>8616</b>	<b>120,1</b>



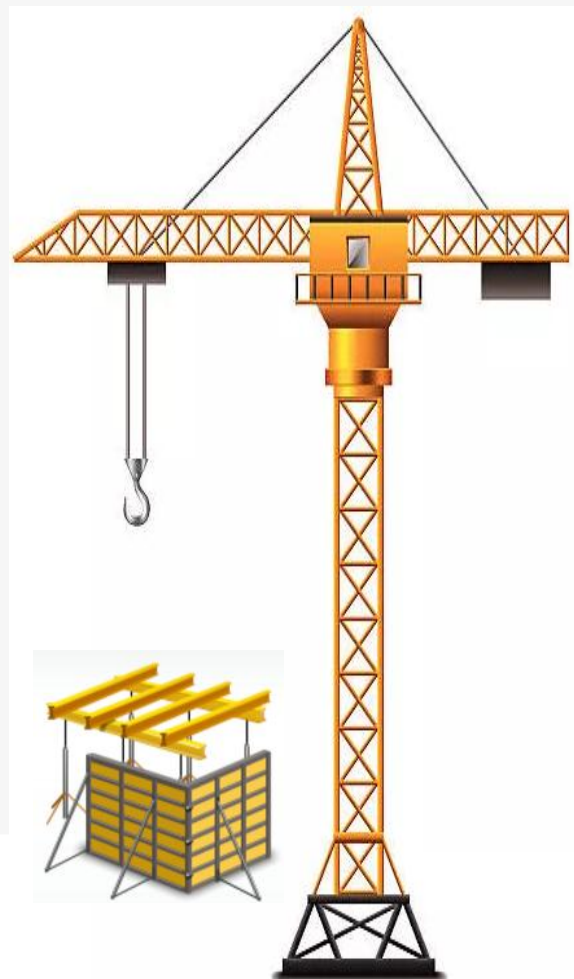
## The share of operating construction enterprises in the Republic of Uzbekistan as of July 1, 2021



The volume of construction work carried out by large construction organizations in January-June of this year amounted to 12 114.5 billion soums. Compared to the corresponding period of 2020, in the period under review, the growth rate of construction work reached 85.7%, and their share in the total volume decreased by 4.5% and amounted to 24.9%.



## Construction work carried out by large construction organizations in January-June 2021

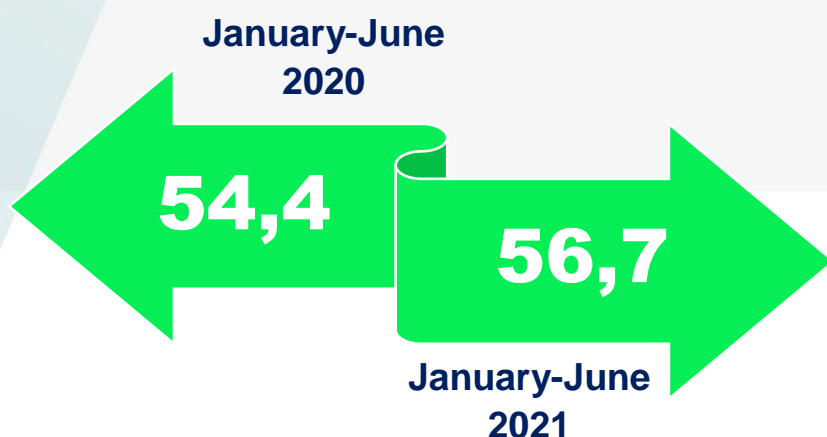


**For reference:** the highest share in the volume of construction work performed by large construction organizations was noted in Tashkent city (27.8% of the total volume of construction work in this region, or 128.1% than in the corresponding period of 2020), Navoi region (22.7% of the total volume of construction work in this region, or 87.7% against the same period in 2020) and Kashkadarya region (21.3% of the total volume of construction work in the region, or 166.2% than in the corresponding period of 2020).

## Works performed by small businesses and micro-firms in January-June 2021

The volume of construction work performed by small enterprises and microfirms, in comparison with other organizations, increased in January-June 2021, their share amounted to 56.7% of the total volume, which is 2.3% more if compared with the same period last year. Thus, the volume of construction work performed by them amounted to 27 545.9 billion soums and, in relation to January-June 2020, the growth rate reached 104.5%.

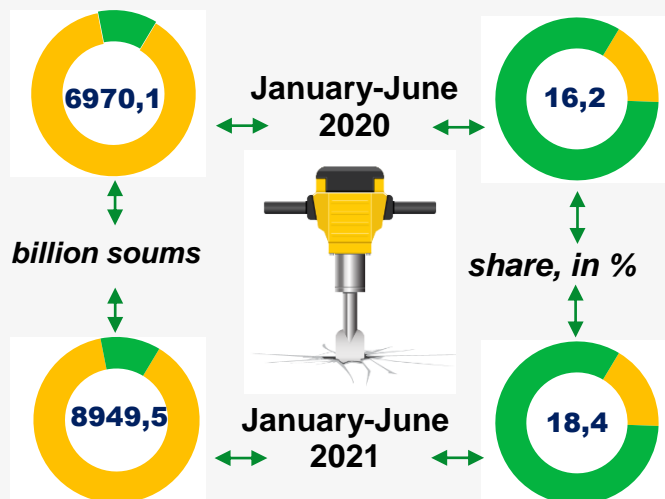
### Small enterprises and micro-firms, share in%



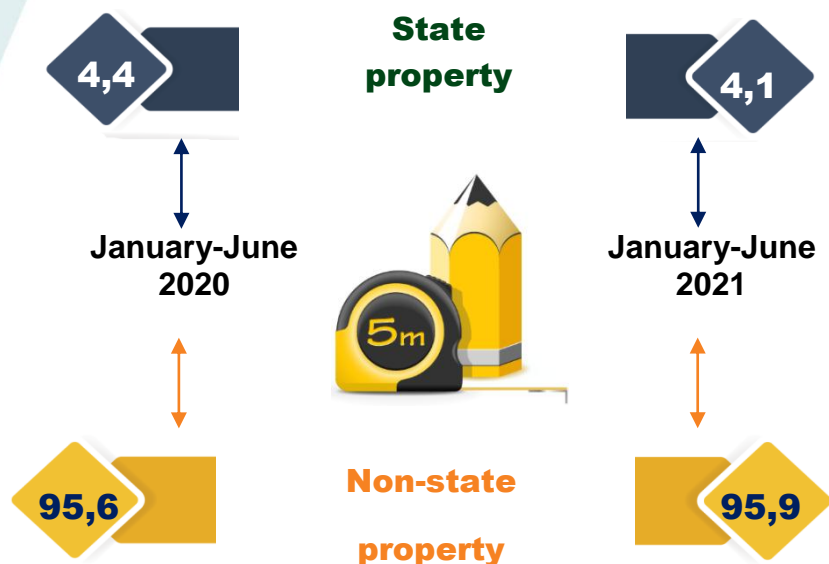
**For reference:** the largest volume of construction work performed by small enterprises and microfirms in the period under review was noted in Tashkent city (7241.4 billion soums, or 62.7% of the total), Tashkent region (2175.6 billion soums, or 55.2%), Fergana region (2129.7 billion soums, or 68.5%) and Samarkand region (1969.9 billion soums, or 61.9%).

## The informal sector in the total volume of construction work

The share of construction work in the informal sector amounted to **18.4%**, or **8 949.5** billion soums, the growth rate in relation to January-June 2020 reached **111.9%**.



## Construction work performed by organizations of state and non-state forms of ownership, share in%



Construction work in the republic as a whole, carried out by state organizations, reached 1 971.1 billion soums, the volume of construction work performed by non-governmental organizations amounted to 46 638.8 billion soums, and their share is 4.1% and 95.9%, respectively.



**Construction work carried out in the context  
of territories by type of ownership  
for January-June 2021**

	Construction work, billion soums	State property		Non-state property	
		billion soums	share in %	billion soums	share in %
<b>Republic of Uzbekistan*</b>	<b>48609,9</b>	<b>1971,1</b>	<b>4,1</b>	<b>46638,8</b>	<b>95,9</b>
<b>Republic of Karakalpakstan</b>	2248,2	152,1	6,8	2096,1	93,2
<i>regions :</i>					
<b>Andijan</b>	2423,4	76,0	3,1	2347,4	96,9
<b>Bukhara</b>	3506,5	176,0	5,0	3330,5	95,0
<b>Jizzakh</b>	1383,5	33,9	2,5	1349,6	97,5
<b>Kashkadarya</b>	2761,2	107,3	3,9	2653,9	96,1
<b>Navoi</b>	2170,8	397,2	18,3	1773,6	81,7
<b>Namangan</b>	2391,3	95,9	4,0	2295,4	96,0
<b>Samarkand</b>	3183,1	102,7	3,2	3080,3	96,8
<b>Surkhandarya</b>	2585,4	15,8	0,6	2569,6	99,4
<b>Syrdarya</b>	1335,8	150,9	11,3	1184,9	88,7
<b>Tashkent</b>	3941,1	129,8	3,3	3811,3	96,7
<b>Fergana</b>	3108,0	80,3	2,6	3027,7	97,4
<b>Khorezm</b>	1641,9	86,6	5,3	1555,3	94,7
<b>Tashkent city</b>	11553,7	366,5	3,2	11187,2	96,8

\* including unallocated volume by territories



**The share of new construction, reconstruction, expansion and technical re-equipment in the total volume of construction work for January-June 2021**

**70,3 %**

A significant part of the work was carried out in January-June 2021 for the construction of new buildings and structures. Thus, 70.3% of the total volume of construction work, or 34 173.0 billion soums, were directed to the creation of new production facilities in the economy, housing and communal services and other social facilities.

Large construction organizations carried out construction work on new construction for 10 347.5 billion soums, or 30.3% of their total volume.

**30,3 %**

**46,9 %**

Small enterprises and microfirms carried out construction work on new construction for 16 019.9 billion soums, or 46.9% of their total volume.

In the informal sector, construction work on new construction was carried out for 7 805.6 billion soums, or 22.8% of their total volume.

**22,8 %**

**For reference:** *new construction* is the construction of a complex of objects (buildings and structures) for the main, auxiliary and service purposes, carried out on new areas in order to create new capacities.



## Construction work by territory for January-June 2021

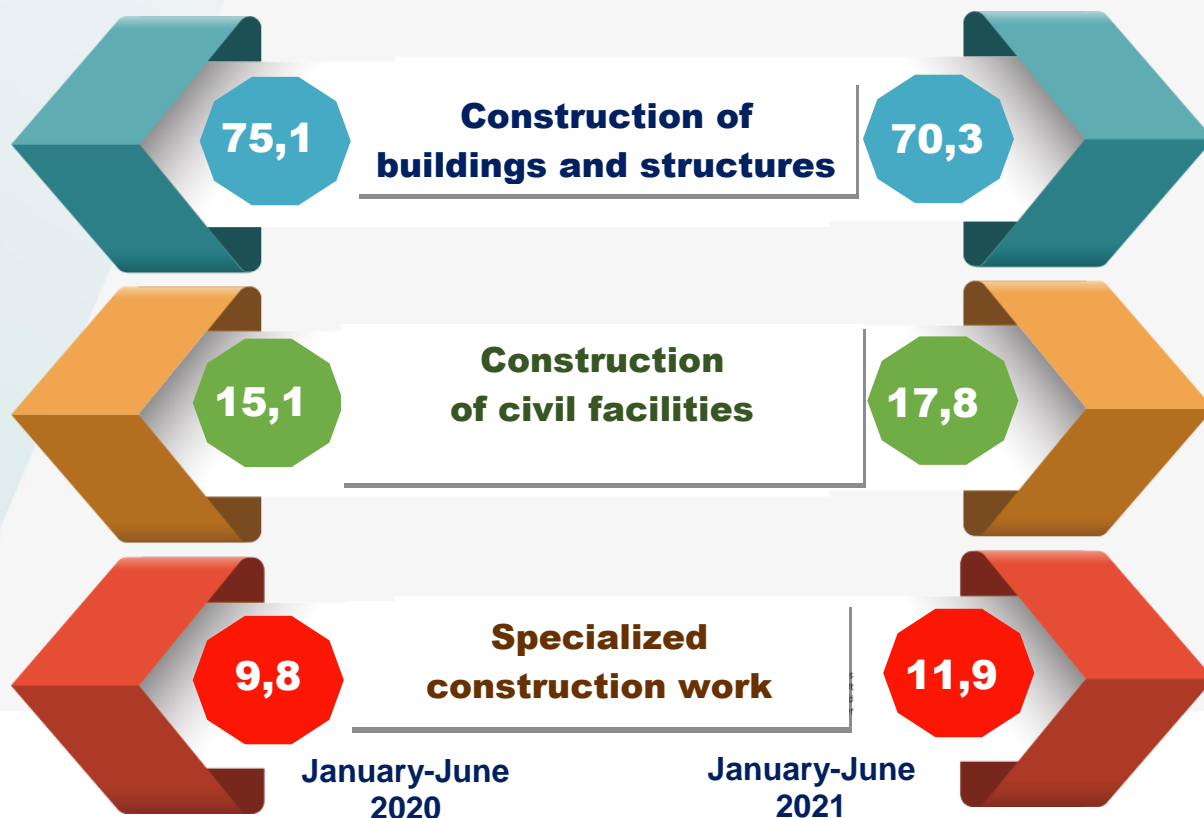
	Construction work, billion soums	Growth rates, in %	Including new construction, reconstruction, expansion and technical re-equipment, billion soums
<b>Republic of Uzbekistan*</b>	<b>48609,9</b>	<b>100,1</b>	<b>34173,0</b>
<b>Republic of Karakalpakstan</b>	2248,2	116,1	1608,8
<i>regions:</i>			
<b>Andijan</b>	2423,4	106,7	1474,8
<b>Bukhara</b>	3506,5	108,5	2046,5
<b>Jizzakh</b>	1383,5	105,8	1151,1
<b>Kashkadarya</b>	2761,2	107,5	1822,1
<b>Navoi</b>	2170,8	103,4	1661,0
<b>Namangan</b>	2391,3	105,8	1734,1
<b>Samarkand</b>	3183,1	110,5	2299,2
<b>Surkhandarya</b>	2585,4	105,5	2040,9
<b>Syrdarya</b>	1335,8	111,7	801,0
<b>Tashkent</b>	3941,1	117,2	2121,3
<b>Fergana</b>	3108,0	109,5	1899,4
<b>Khorezm</b>	1641,9	105,1	1265,7
<b>Tashkent city</b>	11553,7	117,1	7871,4

\* including unallocated volume by territories



## Construction work by type of economic activity in the whole country

share in %



**For reference:** the bulk of construction work by type of economic activity consisted in the construction of residential and non-residential buildings, as well as in the construction of buildings not intended for living.

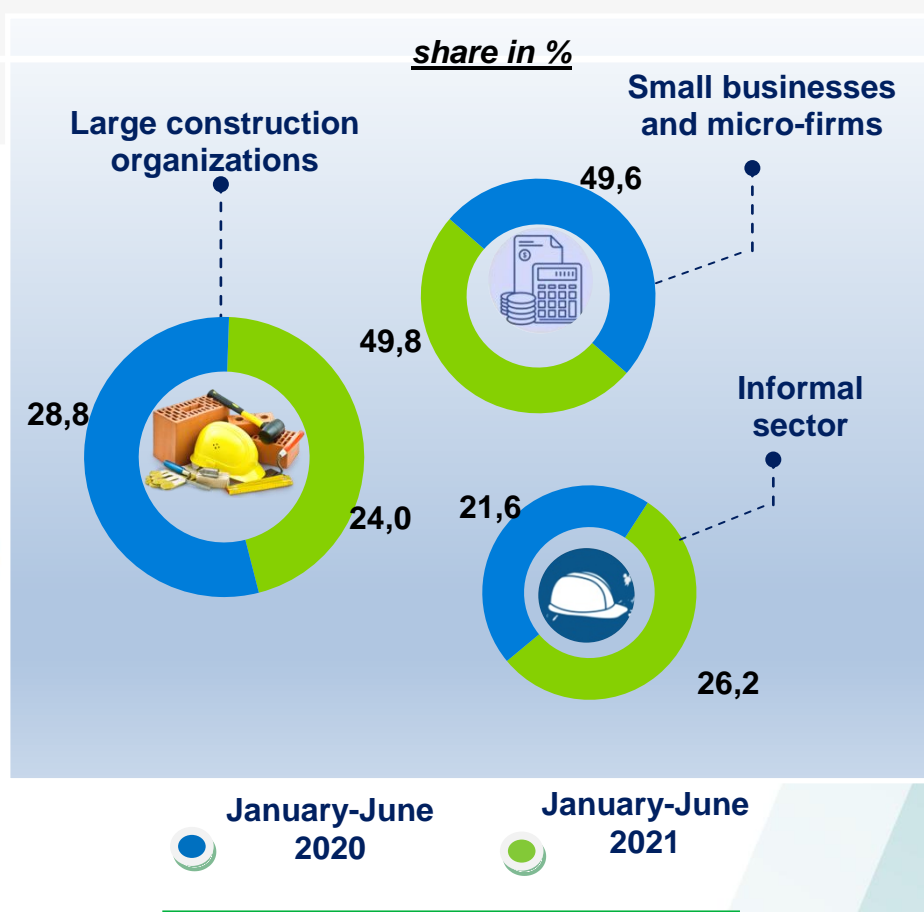


## Construction of buildings and structures

The share in the total volume of construction work performed by large construction organizations in the total structure of buildings and structures amounted to 24.0% and, compared to January-June 2020, decreased by 4.8 percentage points.

The share of small enterprises and microfirms in this type of activity, compared to January-June 2020, increased by 0.2 percentage points and amounted to 49.8%.

The share of the informal sector, compared to January-June 2020, increased by 4.6 percentage points and amounted to 26.2%.





## Civil works for the construction of civil facilities

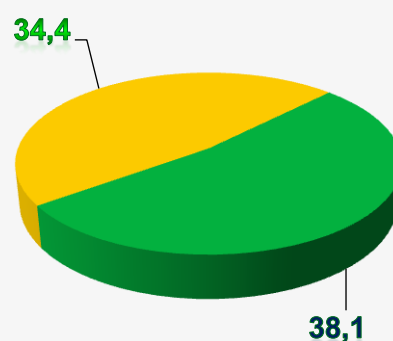
The specific weight of the volume of construction work performed by large construction organizations for the construction of civilian facilities amounted to 34.4% and decreased, compared to January-June 2020, by 3.7%.

Also, the share of small enterprises and microfirms in the construction of facilities amounted to 65.5% (an increase of 3.7%), and the informal sector - 0.1%.

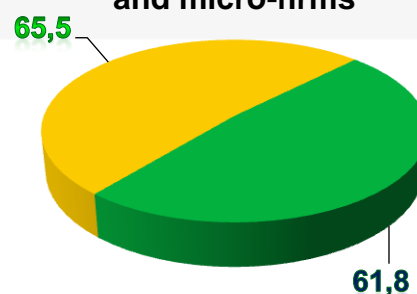


share in %

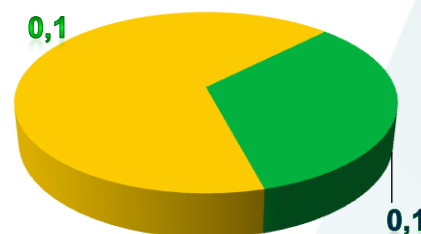
### Large construction organizations



### Small businesses and micro-firms



### Informal sector



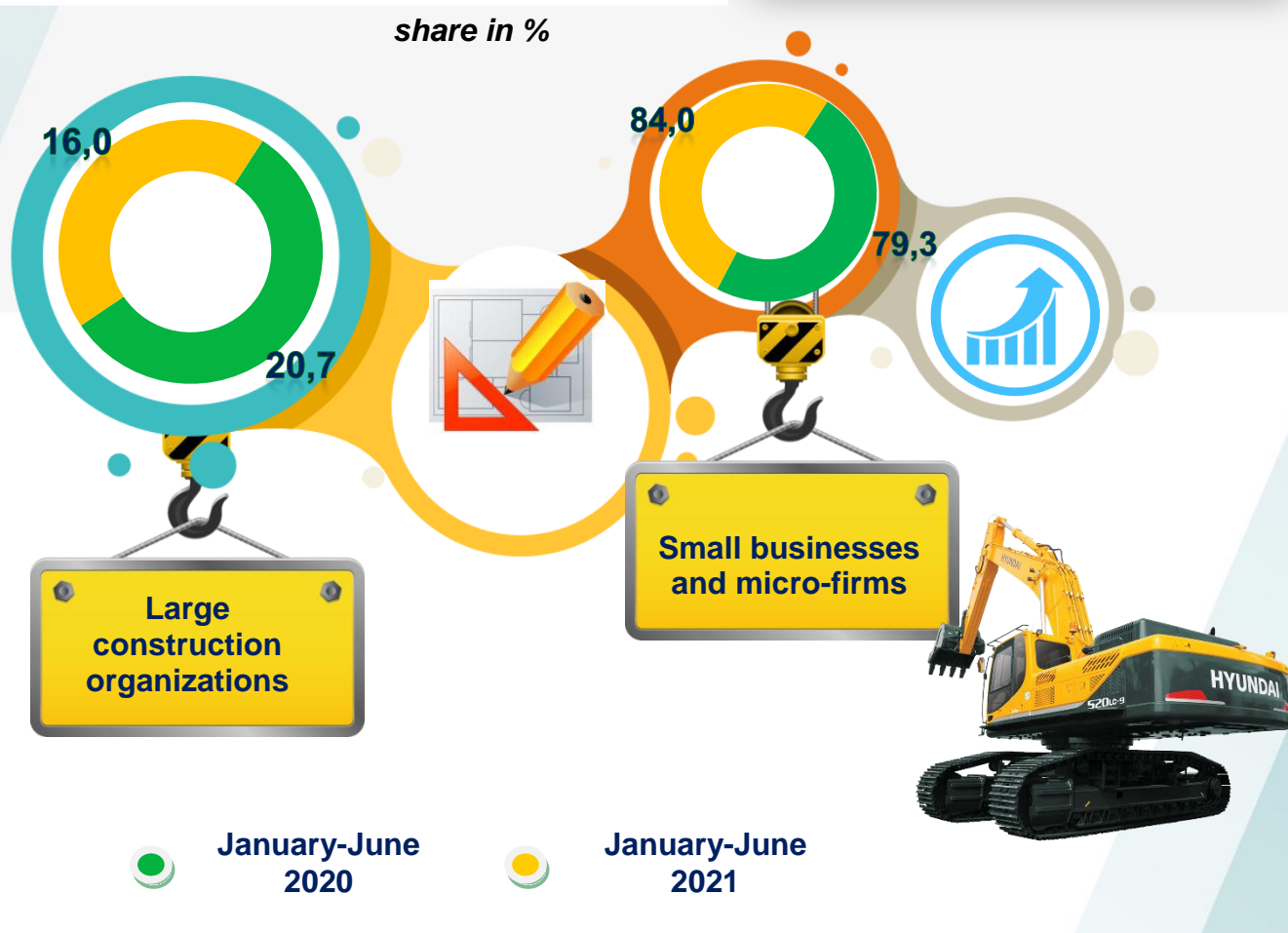
January-June 2020

January-June 2021



## Specialized construction work

In the total volume of specialized construction work, the share of large construction organizations decreased by 4.7 percentage points and amounted to 16.0%, as a result of which the share of small enterprises and microfirms reached 84.0% (increased by 4.7 percentage points).





**Construction work by type of economic activity by region, for January-June 2021**

*billion soums*

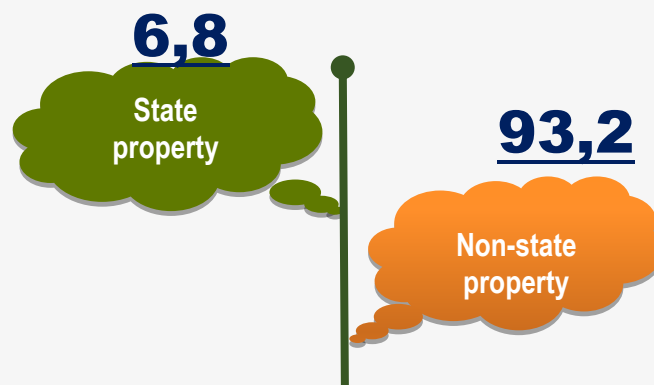

	Construction works	including:		
		construction of buildings and structures	construction of civil facilities	specialized construction work
<b>Republic of Uzbekistan*</b>	<b>48609,9</b>	<b>34147,2</b>	<b>8668,9</b>	<b>5793,8</b>
<b>Republic of Karakalpakstan</b>	2248,2	1436,3	442,2	369,7
<i>regions :</i>				
<b>Andijan</b>	2423,4	1830,9	369,9	222,6
<b>Bukhara</b>	3506,5	2487,1	486,9	532,5
<b>Jizzakh</b>	1383,5	1154,9	149,3	79,3
<b>Kashkadarya</b>	2761,2	2059,1	443,2	258,9
<b>Navoi</b>	2170,8	1644,7	309,4	216,7
<b>Namangan</b>	2391,3	1683,9	184,2	523,2
<b>Samarkand</b>	3183,1	1346,5	1751,6	85,0
<b>Surkhandarya</b>	2585,4	1876,2	535,9	173,3
<b>Syrdarya</b>	1335,8	872,2	378,7	84,9
<b>Tashkent</b>	3941,1	2795,3	568,5	577,3
<b>Fergana</b>	3108,0	2496,5	317,2	294,3
<b>Khorezm</b>	1641,9	1141,4	315,6	184,9
<b>Tashkent city</b>	11553,7	6946,2	2416,5	2191,0

\* including unallocated volume by territories

## Republic of Karakalpakstan



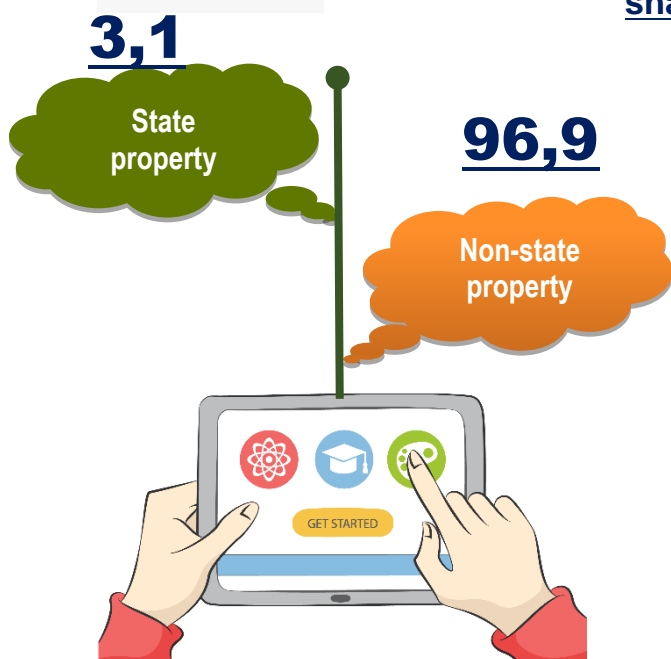
share in %



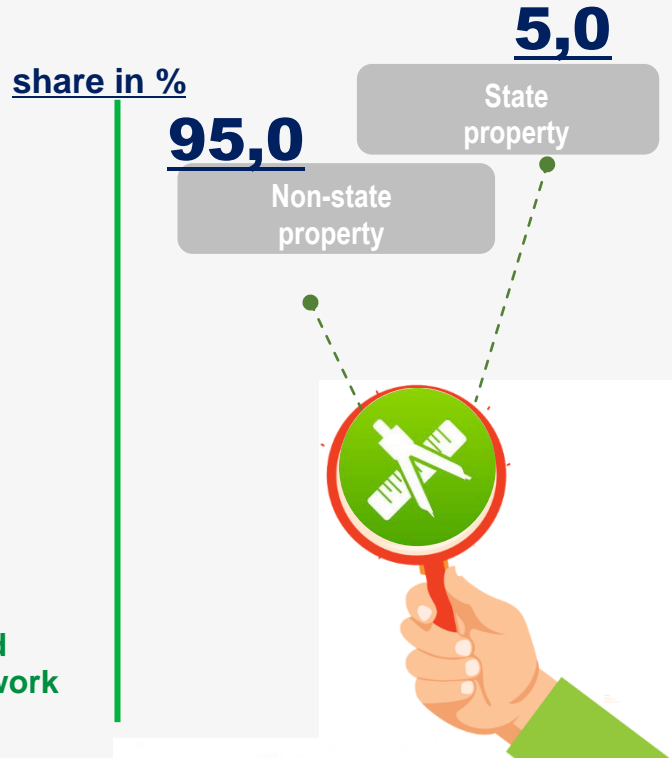
## Andijan




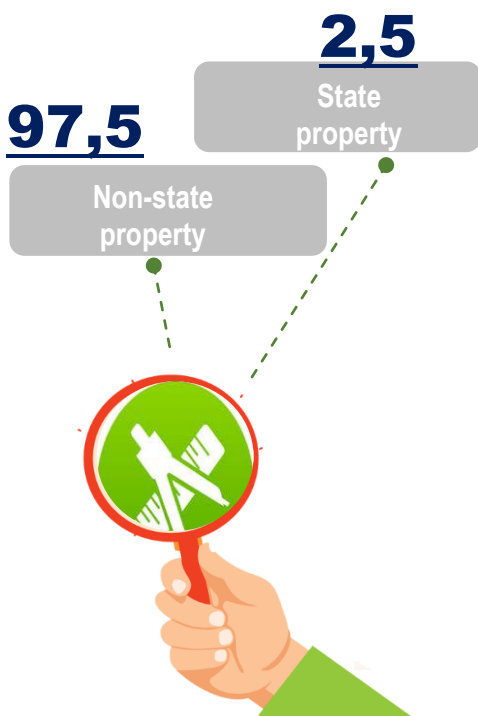
share in %



## Bukhara



## Jizzakh



## Kashkadarya



share in %

Construction of buildings

74,6

Construction of civil facilities

16,0

9,4

Specialized construction work



State property



Non-state property



## Navoi



share in %

Construction of buildings and structures

75,8

Construction of civil facilities

14,2

10,0

Specialized construction work

18,3

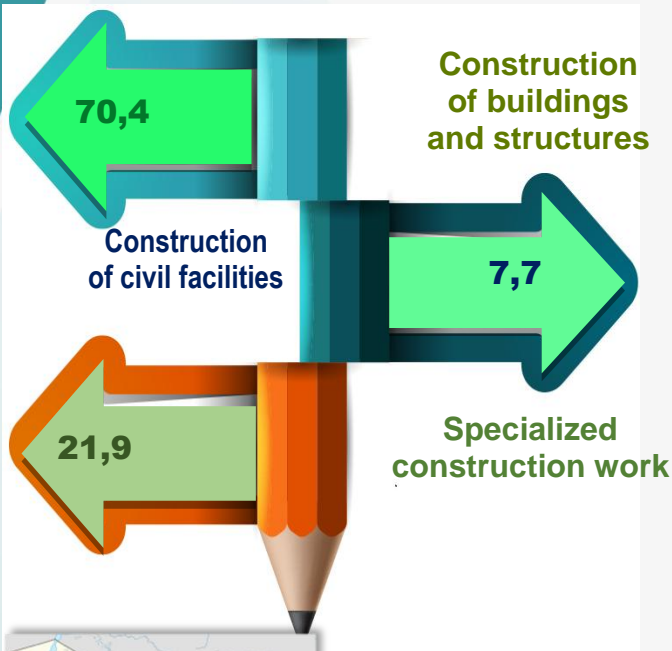
State property

81,7

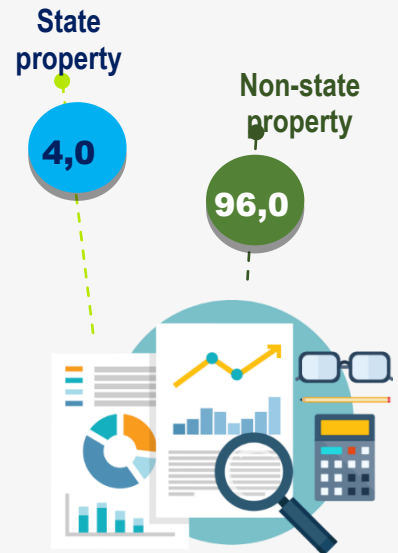
Non-state property



## Namangan



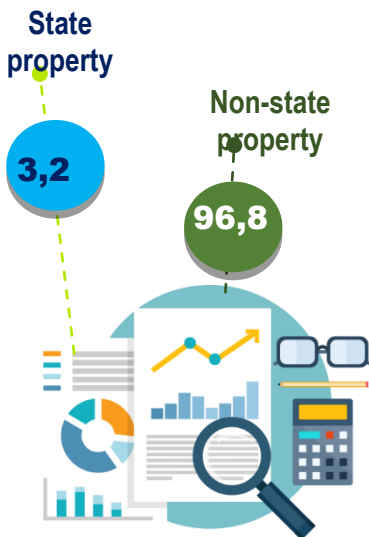
share in %



## Samarkand




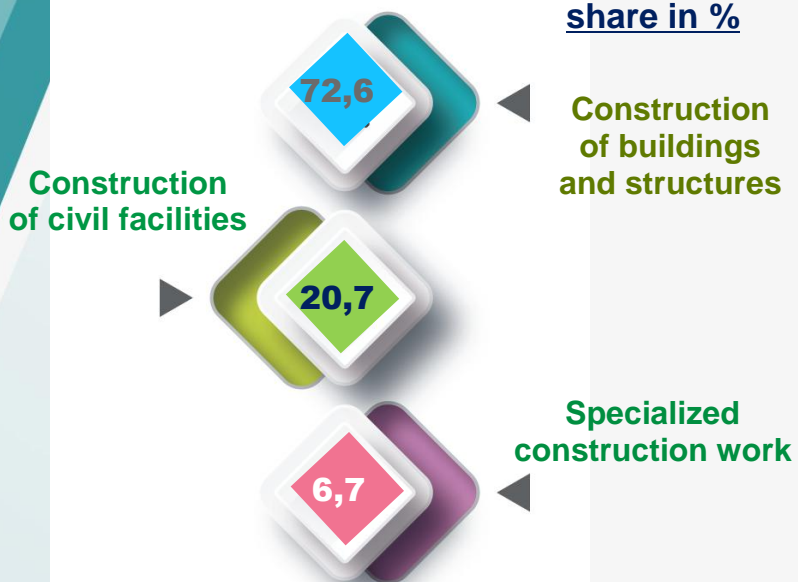
share in %



## Surkhandarya



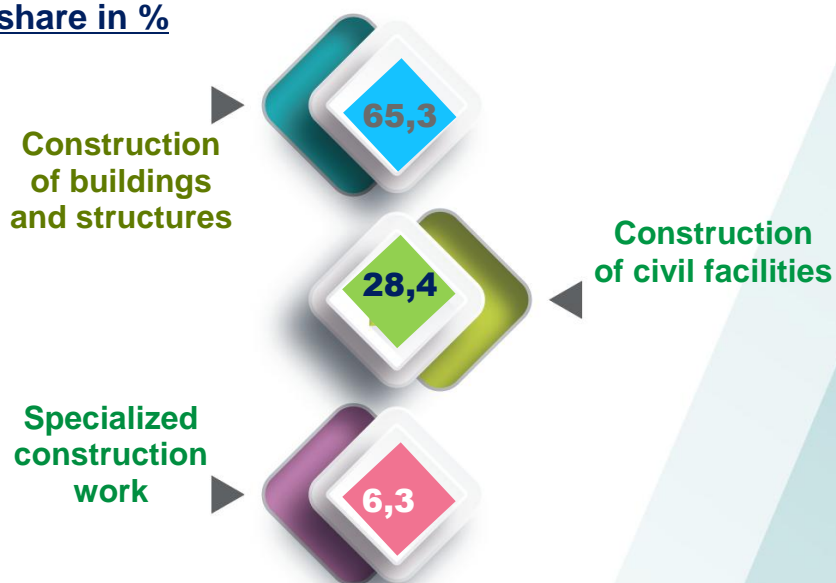

share in %



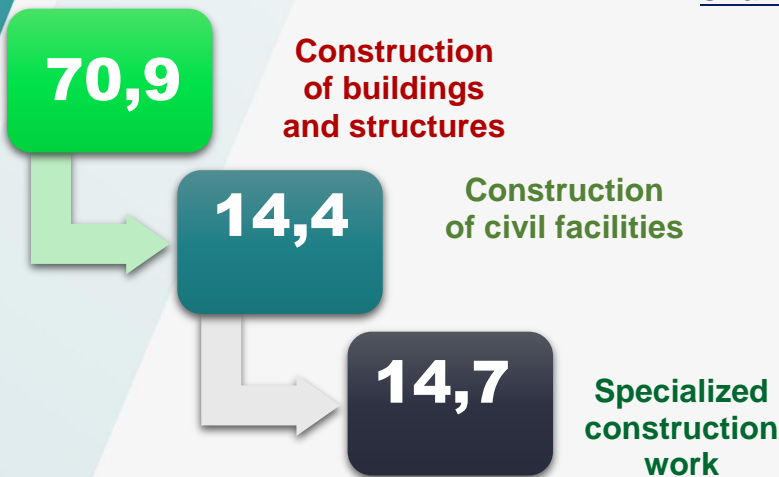
## Syrdarya



share in %



## Tashkent



State property



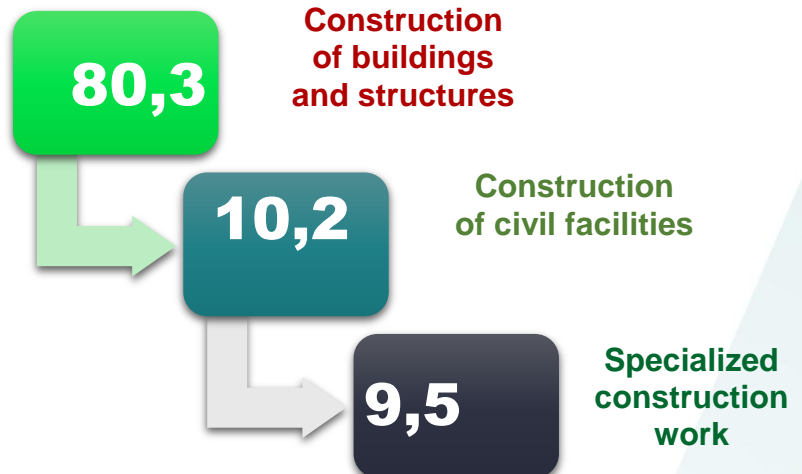
Non-state property



## Fergana





share in %



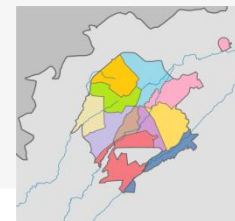
## Khorezm



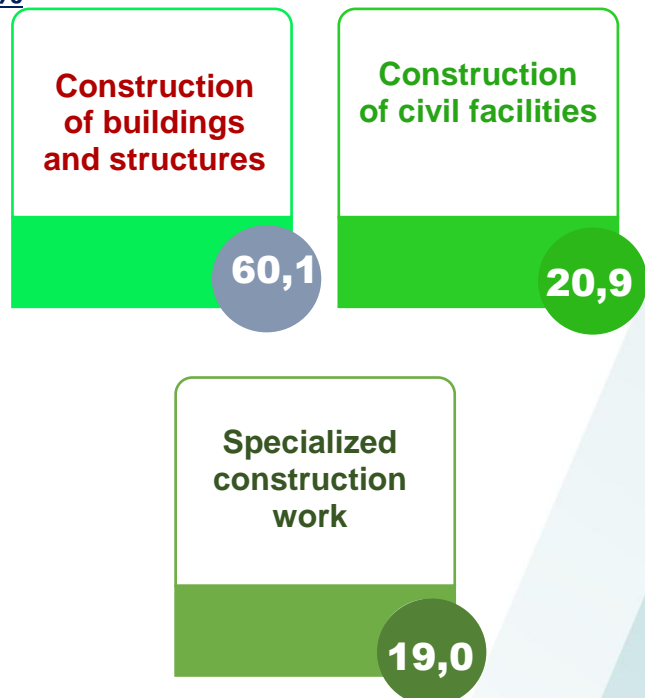

share in %



## Tashkent city



share in %



**Investment and Construction  
Statistics Department**

**Contact Number: 71 202-80-56**