

Construction work in the Republic of Uzbekistan *for January-February 2021*


In January-February of this year, the volume of construction work performed in the Republic of Uzbekistan amounted to 10 683.3 billion soums, and the growth rate in relation to the corresponding period of 2020 reached 100.4%.

It is known that the volume of construction work is formed according to their composition, carried out by large construction organizations, small enterprises and microfirms, as well as by the informal sector.

Structure of the volume of construction work, share in%



Construction work is carried out by organizations of state and non-state forms of ownership.



For reference: construction activities are the result of construction work performed on our own, the volume of new construction, major and current repairs, as well as other contract work.

Information on operating enterprises and organizations in the construction sector as of March 1, 2021

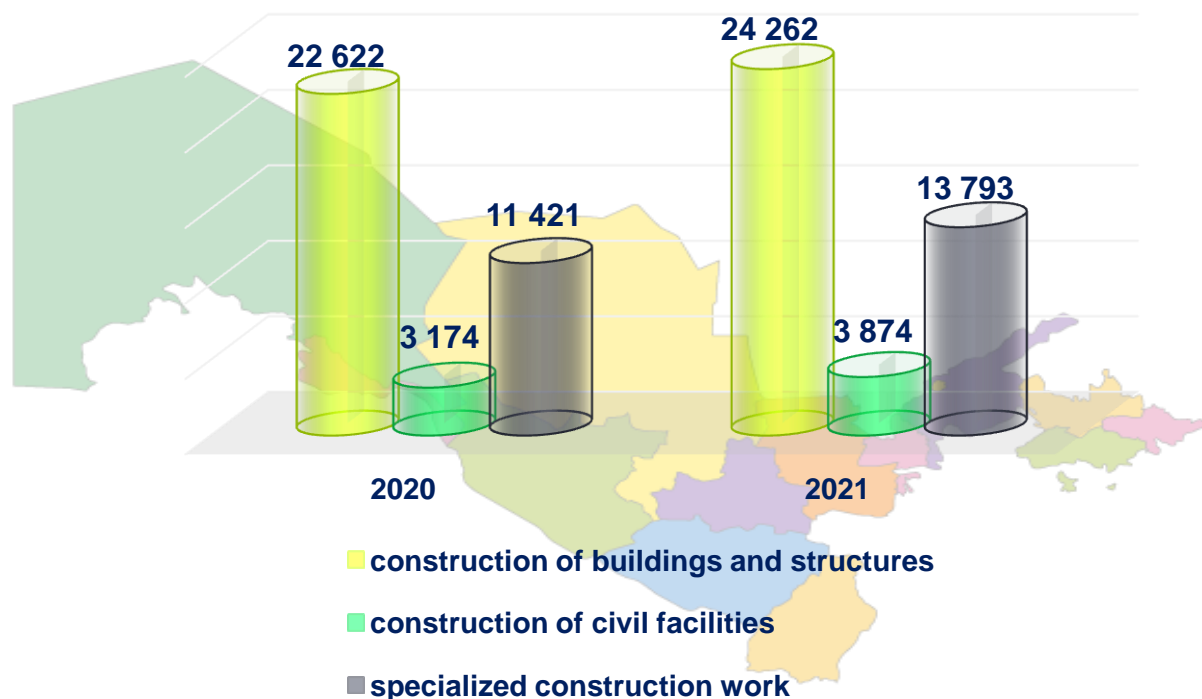



The number of enterprises and organizations related to the construction sector, compared to the same period in 2019, increased by 135.8% and is one of the sectors with stable growth rates among the sectors of the national economy.



Structure of economic activity, units

The main factor that influenced the increase in the number of enterprises in the construction industry as of March 1, 2021 by 112.7%, if compared with the corresponding period of 2020, is the growth in the number of operating enterprises in the construction of buildings and structures by 57.9% (of the total number enterprises in the construction industry), (growth rate - 107.2%), civilian objects - by 9.2% (growth rate - 122.1%), specialized construction works - by 32.9% (growth rate – 120.8 %).

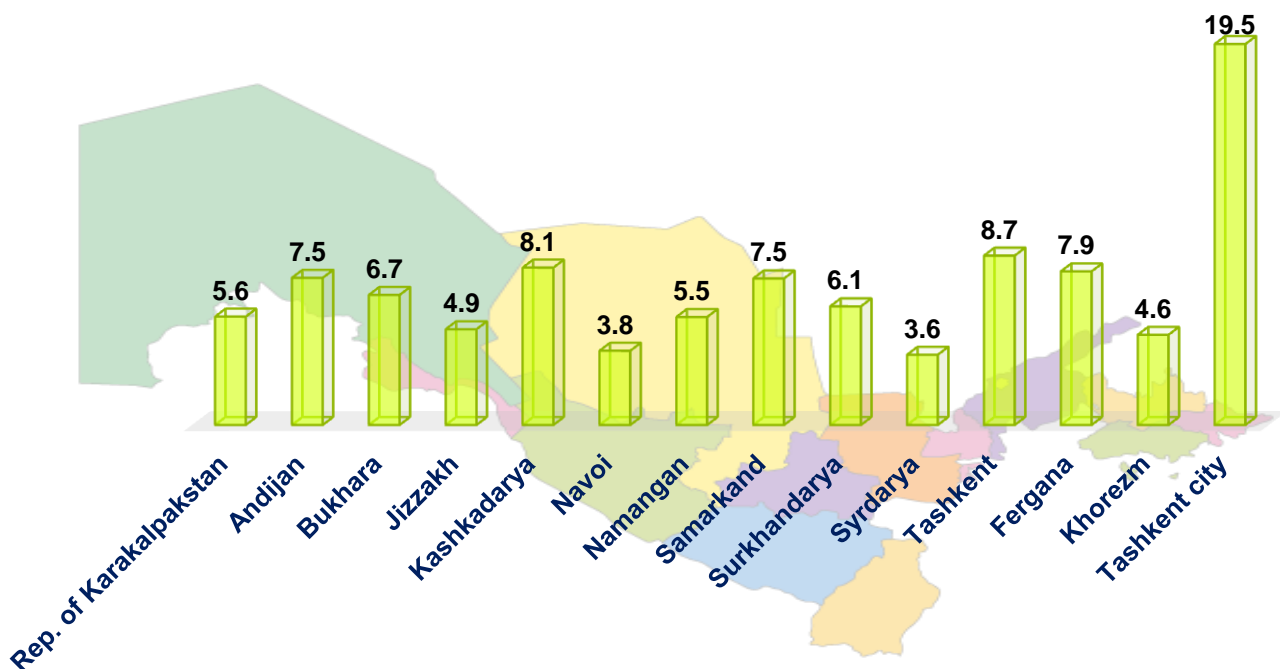




The number of operating construction enterprises in the Republic of Uzbekistan, units

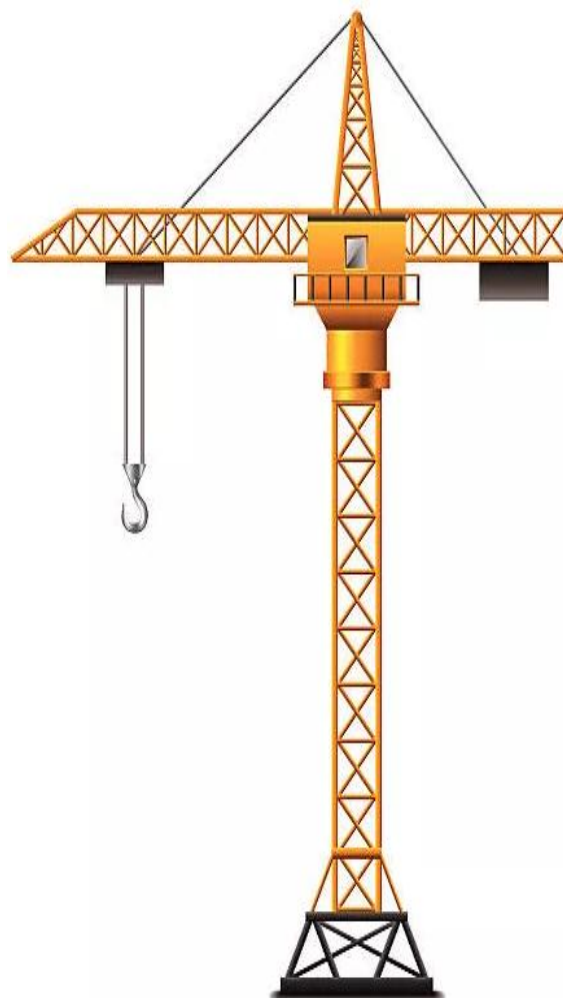
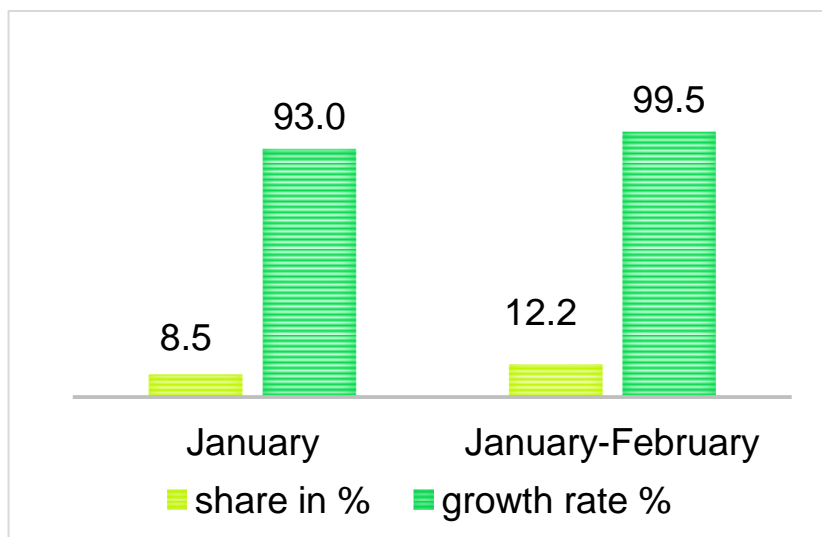
	As of:		to the previous year, %
	01.03.2020	01.03.2021	
Republic of Uzbekistan	37217	41929	112,7
Republic of Karakalpakstan	2208	2329	105,5
<i>regions:</i>			
Andijan	2794	3163	113,2
Bukhara	2507	2795	111,5
Jizzakh	1863	2058	110,5
Kashkadarya	3081	3383	109,8
Navoi	1468	1595	108,7
Namangan	2007	2322	115,7
Samarkand	2789	3150	112,9
Surkhandarya	2339	2550	109,0
Syrdarya	1337	1510	112,9
Tashkent	3115	3641	116,9
Fergana	2936	3303	112,5
Khorezm	1795	1939	108,0
Tashkent city	6978	8191	117,4

The share of operating construction enterprises in the Republic of Uzbekistan as of March 1, 2021



The volume of construction work carried out by large construction organizations in January-February this year amounted to **1 296.9** billion soums. Compared to the corresponding period of 2020, in the period under review, the growth rate of construction work reached **99.5%**, and their share in the total volume decreased by **0.1%** and amounted to **12.2%**.

Construction work carried out by large construction organizations in January-February 2021



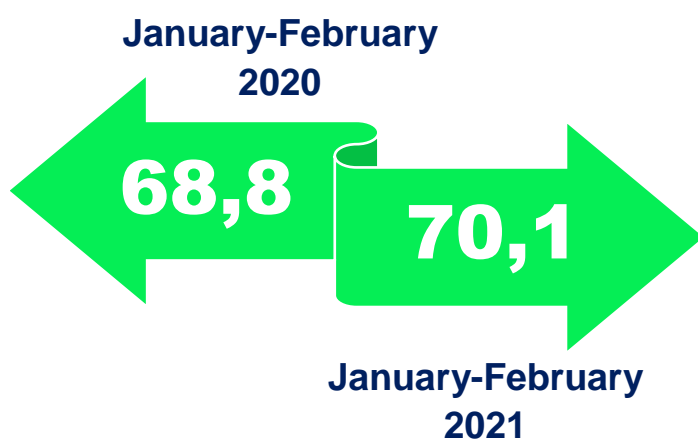
For reference: the highest share in the volume of construction work performed by large construction organizations was noted in the Syrdarya region (21.6% of the total volume of construction work in this region, or 14 times more than in the corresponding period of 2020), Tashkent city (18.3% of the total volume of construction work in this region, or 91.6% of the same period in 2020) and the Republic of Karakalpakstan (13.4% of the total volume of construction work in the region, or 2.3 times more than the same period in 2020).

Works performed by small businesses and micro-firms in January-February 2021



The volume of construction work performed by small enterprises and microfirms, in comparison with other organizations, decreased in January-February 2021, their share amounted to **70.1%** of the total volume, which is **1.3%** more if compared with the same period last year. Thus, the volume of construction work performed by them amounted to **7 490.5** billion soums and, in relation to January-February 2020, the growth rate reached **102.8%**.

Small enterprises and micro-firms, share in%




For reference: the largest volume of construction work performed by small enterprises and microfirms in the period under review was noted in the city of Tashkent (2 030.7 billion soums, or 69.2% of the total), Tashkent (596.0 billion soums, or 61.0%), Samarkand (523.1 billion soums, or 72.1%) and Fergana (508.5 billion soums, or 78.3%) regions.

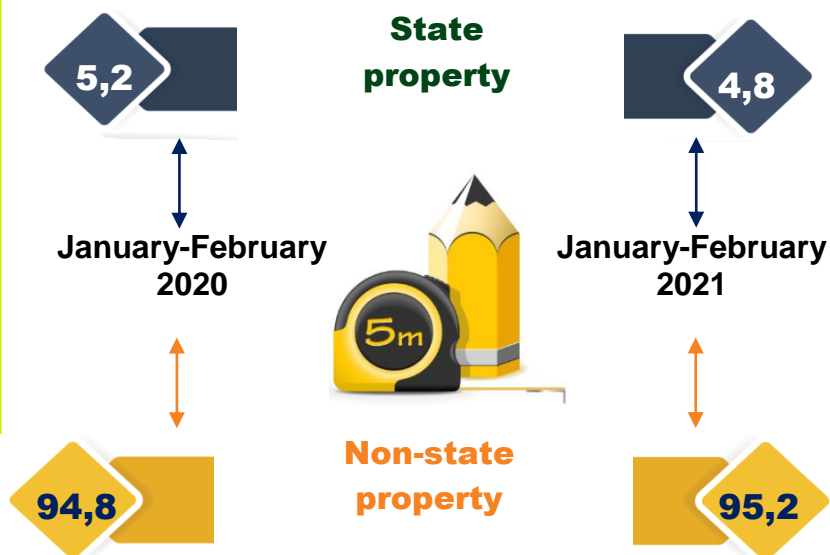


The informal sector in the total volume of construction work

The share of construction work in the informal sector amounted to **17.7%**, or **1 895.9** billion soums, the growth rate in relation to January-February 2020 reached **92.3%**.



Construction work performed by organizations of state and non-state forms of ownership, share in%



Construction work in the country as a whole, carried out by state organizations, reached 517.4 billion soums, the volume of construction work performed by non-governmental organizations amounted to 10 166.0 billion soums, and their share is 4.8% and 95.2%, respectively.



Construction work carried out in the context of territories by type of ownership for January-February 2021

	Construction work, billion soums	State property		Non-state property	
		billion soums	share in %	billion soums	share in %
Republic of Uzbekistan *	10683,3	517,3	4,8	10166,0	95,2
Republic of Karakalpakstan	581,5	73,0	12,6	508,5	87,4
<i>regions :</i>					
Andijan	572,8	24,6	4,3	548,2	95,7
Bukhara	614,3	30,6	5,0	583,7	95,0
Jizzakh	356,4	12,8	3,6	343,6	96,4
Kashkadarya	711,0	31,0	4,4	680	95,6
Navoi	464,9	21,8	4,7	443,1	95,3
Namangan	604,8	25,8	4,3	579	95,7
Samarkand	725,1	34,6	4,8	690,5	95,2
Surkhandarya	602,9	7,9	1,3	595	98,7
Syrdarya	401,3	98,4	24,5	302,9	75,5
Tashkent	977,0	27,5	2,8	949,5	97,2
Fergana	649,3	17,6	2,7	631,7	97,3
Khorezm	416,7	28,8	6,9	387,9	93,1
Tashkent city	2935,2	82,9	2,8	2852,3	97,2

* including unallocated volume by territories

The share of new construction, reconstruction, expansion and technical re-equipment in the total volume of construction work for January-February 2021



63,4 %

A significant part of the work was carried out in January-February 2021 for the construction of new buildings and structures. Thus, **63.4%** of the total volume of construction work, or **6 773.4** billion soums, were directed to the creation of new production facilities in the economy, housing and communal services and other social facilities.

Large construction organizations carried out construction work on new construction for **961.9** billion soums, or **14.2%** of their total volume.

14,2 %

61,4 %

Small enterprises and microfirms carried out construction work on new construction for **4 159.0** billion soums, or **61.4%** of their total volume.

In the informal sector, construction work on new construction was carried out for **1 652.5** billion soums, or **24.4%** of their total volume.

24,4 %

For reference: *new construction* is the construction of a complex of objects (buildings and structures) for the main, auxiliary and service purposes, carried out on new areas in order to create new capacities.

Construction work by territory for January-February 2021




	Construction work, billion soums	Growth rates, in %	Including new construction, reconstruction, expansion and technical re-equipment
Republic of Uzbekistan*	10683,3	100,4	6773,4
Republic of Karakalpakstan	581,5	101,9	391,3
<i>regions:</i>			
Andijan	572,8	102,2	364,8
Bukhara	614,3	105,7	256,1
Jizzakh	356,4	100,5	286,7
Kashkadarya	711,0	104,0	463,2
Navoi	464,9	80,6	269,5
Namangan	604,8	100,3	432,7
Samarkand	725,1	96,7	488,3
Surkhandarya	602,9	100,5	449,3
Syrdarya	401,3	129,9	236,3
Tashkent	977,0	101,2	452,0
Fergana	649,3	99,0	367,1
Khorezm	416,7	100,8	287,4
Tashkent city	2935,2	104,1	1958,6

* including unallocated volume by territories



Construction work by type of economic activity in the whole country



For reference: the bulk of construction work by type of economic activity consisted in the construction of residential and non-residential buildings, as well as in the construction of buildings not intended for living.

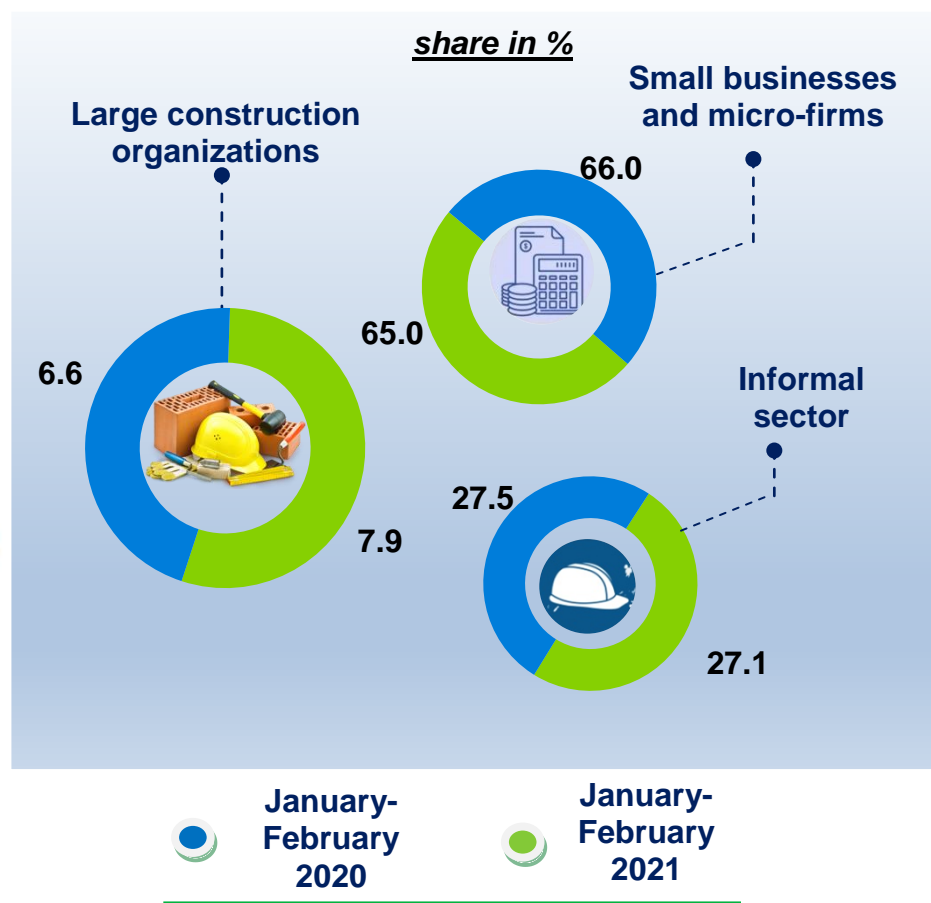


Construction of buildings and structures

The share in the total volume of construction work performed by large construction organizations in the total structure of buildings and structures amounted to **7.9%** and, compared to January-February 2020, increased by **1.3** percentage points.

The share of small enterprises and microfirms in this type of activity, compared to January-February 2020, decreased by **1.0** percentage points and amounted to **65.0%**.

The share of the informal sector, compared to January-February 2020, decreased by **0.4** percentage points. and amounted to **27.1%**.



Civil works for the construction of civil facilities



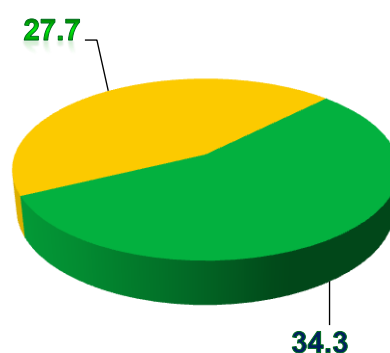
The specific weight of the volume of construction work performed by large construction organizations for the construction of civilian facilities amounted to **27.7%** and decreased, compared to January-February 2020, by **6.6%**.

Also, the share of small enterprises and microfirms in the construction of facilities was **71.9%** (an increase of **7.9%**), and the informal sector - **0.4%** (a decrease of **1.3%**).

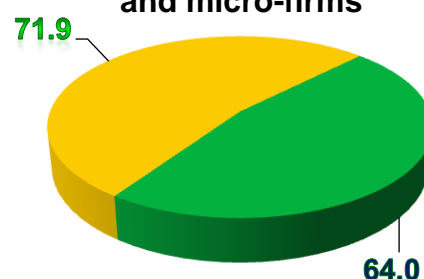


share in %

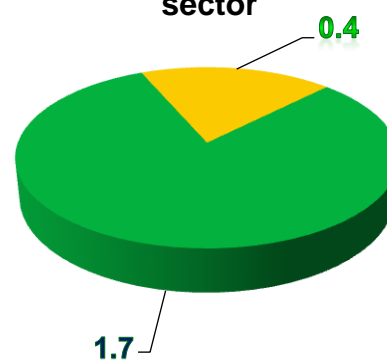
Large construction organizations



Small businesses and micro-firms



Informal sector



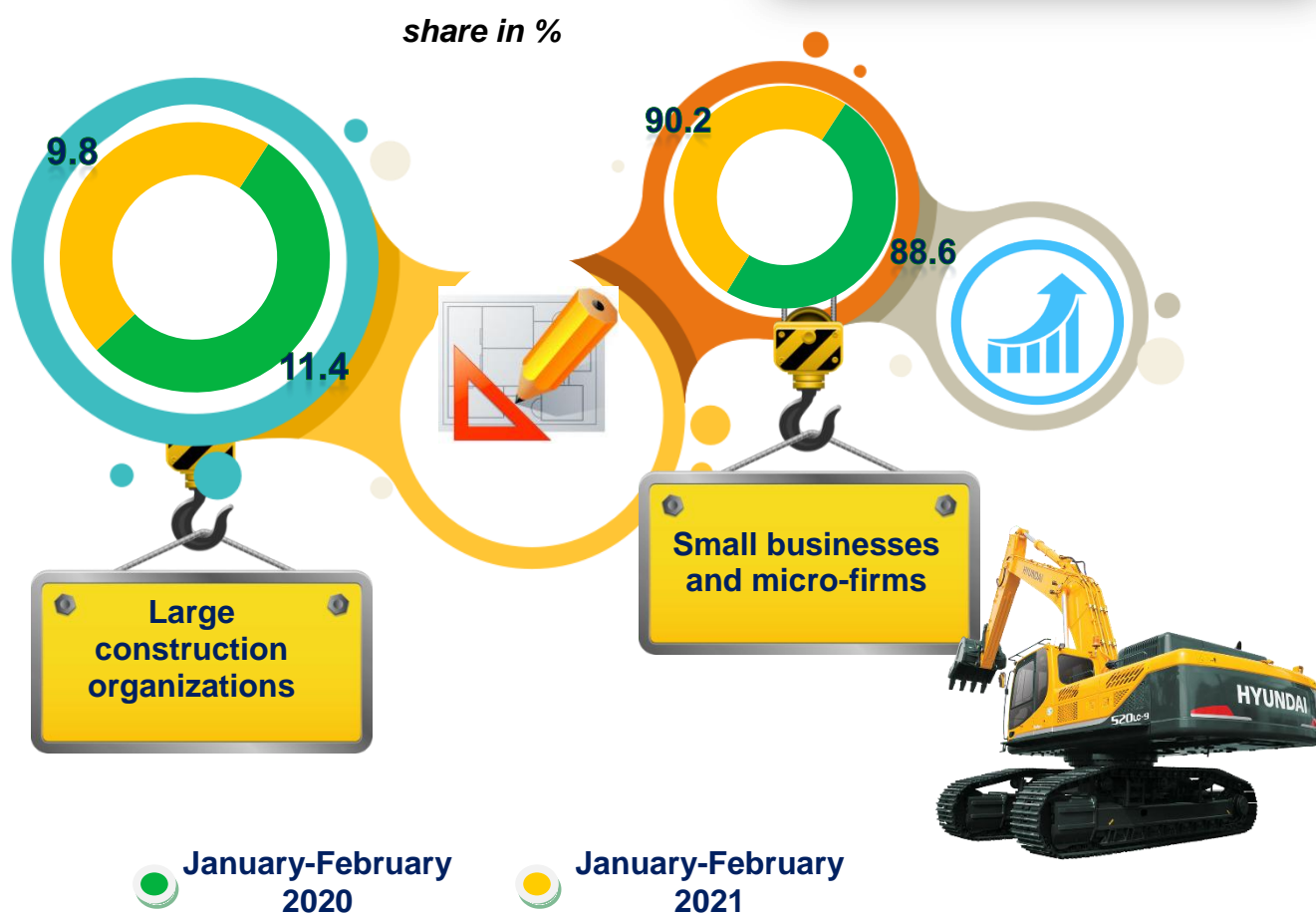
January-February 2020

January-February 2021



Specialized construction work

In the total volume of specialized construction work, the share of large construction organizations decreased by **1.6** percentage points and amounted to **9.8%**, as a result of which the share of small enterprises and microfirms reached **90.2%** (increased by **1.6** percentage points).



Construction work by type of economic activity by region, for January-February 2021



billion soums

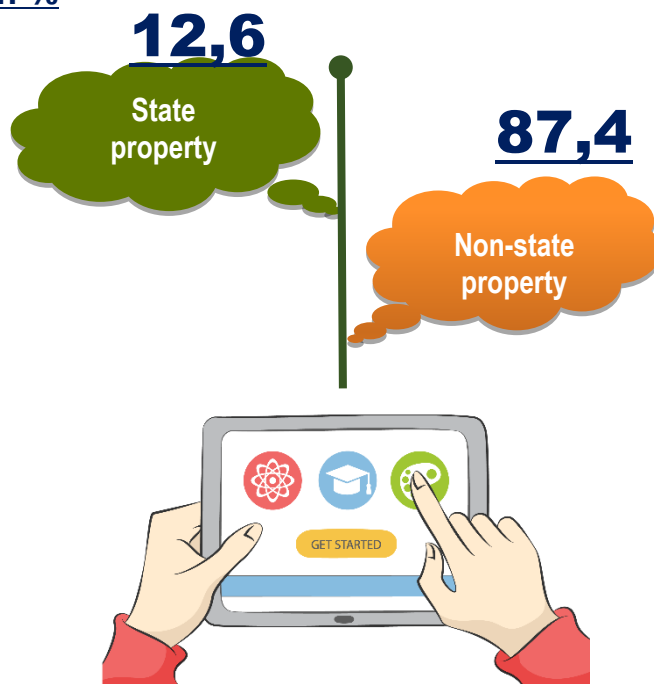

	Construction works	including:		
		construction of buildings and structures	construction of civil facilities	specialized construction work
Republic of Uzbekistan*	10683,3	6969,7	2133,4	1580,2
Republic of Karakalpakstan	581,5	391,0	96,3	94,2
<i>regions:</i>				
Andijan	572,8	420,0	75,5	77,3
Bukhara	614,3	352,6	143,0	118,7
Jizzakh	356,4	284,7	44,8	26,9
Kashkadarya	711,0	529,4	104,4	77,2
Navoi	464,9	336,9	68,2	59,8
Namangan	604,8	411,6	51,0	142,2
Samarkand	725,1	290,6	406,8	27,7
Surkhandarya	602,9	403,5	157,2	42,2
Syrdarya	401,3	216,2	159,0	26,1
Tashkent	977,0	650,9	139,2	186,9
Fergana	649,3	513,6	67,1	68,6
Khorezm	416,7	295,2	96,8	24,7
Tashkent city	2935,2	1803,4	524,1	607,7

* including unallocated volume by territories

Republic of Karakalpakstan



share in %




4,3

State property

95,7

Non-state property




Andijan



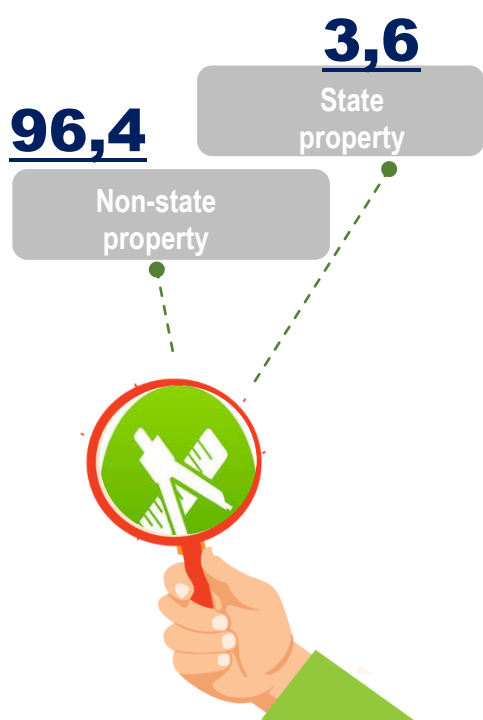
share in %



Bukhara



Jizzakh





Kashkadarya



share in %

Construction of buildings and structures

Construction of civil facilities




Navoi



share in %

Construction of buildings and structures

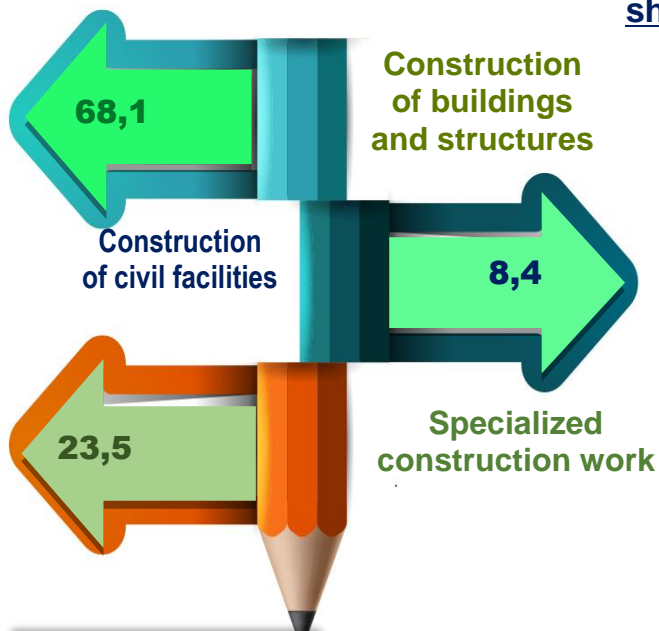
Construction of civil facilities



Namangan



share in %



State property

4,3

Non-state property

95,7



Samarkand

share in%



State property

4,8

Non-state property

95,2



Surkhandarya



share in %

Construction of civil facilities

66,9

Construction of buildings and structures

26,1

Specialized construction work

7,0

1,3



State property

98,7



Non-state property



Syrdarya



share in %

24,5

75,5

Construction of buildings and structures

53,9

Construction of civil facilities

39,6

Specialized construction work

6,5



State property



Non-state property



Tashkent

66,6

Construction of buildings and structures

share in %

State property



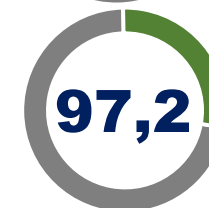
2,8



14,2

Construction of civil facilities

Non-state property



97,2



19,2

Specialized construction work



Fergana



share in %

State property



2,7

79,1

Construction of buildings and structures

Non-state property



97,3



10,3

Construction of civil facilities



10,6



Specialized construction work





Khorezm

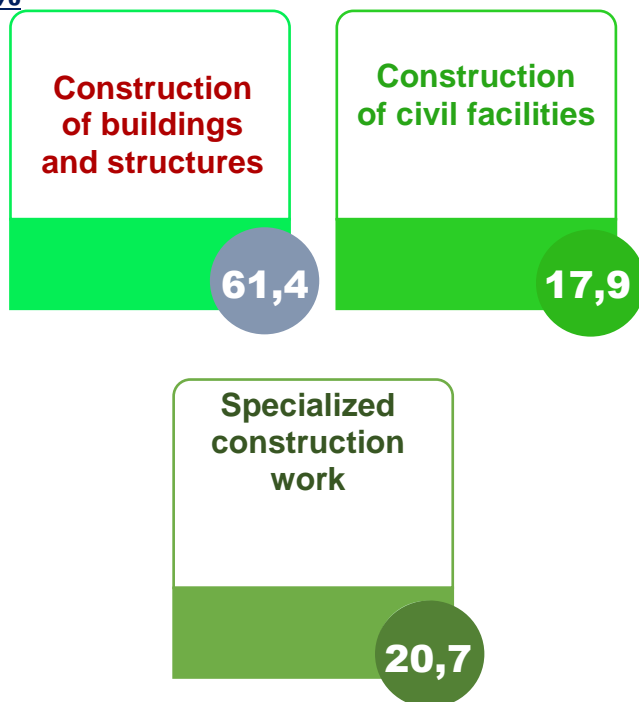

share in %



Tashkent city



share in %



**Investment and Construction
Statistics Department**

Contact Number: 71 202-80-56