

## Construction works in the Republic of Uzbekistan for January-May 2021

In January-May of this year, the volume of construction work performed in the Republic of Uzbekistan amounted to 37268.7 billion soums, and the growth rate in relation to the corresponding period of 2020 reached 100.9 %.



### Structure of the volume of construction work, share in%

It is known that the volume of construction work is formed according to their composition, carried out by large construction organizations, small enterprises and microfirms, as well as by the informal sector.



Construction work is carried out by organizations of state and non-state forms of ownership.



**For reference:** construction activity is the result of construction work performed on our own, the volume of new construction, major and current repairs, as well as other contract work.

## Information on operating enterprises and organizations in the construction sector as of June 1, 2021, units

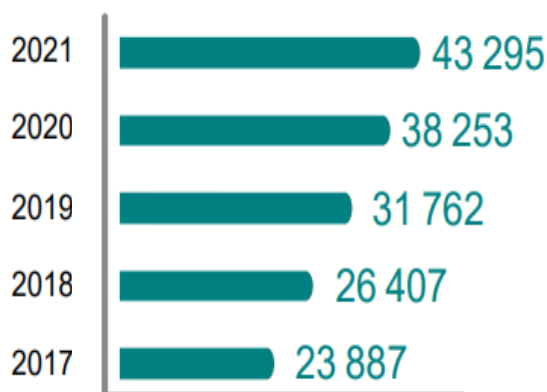
As of June 1, 2021, the number of enterprises and organizations in the construction sector reached 43.3 thousand units and, compared to the same period last year, it increased by 5.0 thousand units.

### The structure of economic activity

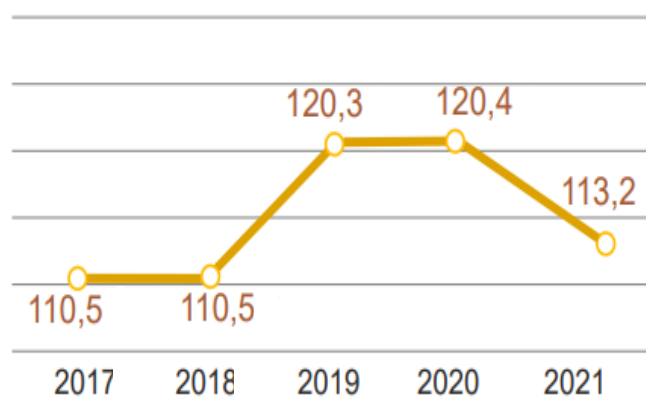
Of the total number of construction enterprises, 56.9% relate to the construction of buildings and structures (increased by 111.1% compared to the corresponding period last year), 9.9% - to the construction of civilian facilities (growth - 115.6%), 33.2% are specialized construction works (growth - 116.1%)



#### Number by years, units




#### Growth rates, in%



## The number of operating construction enterprises in the Republic of Uzbekistan,

	As of:		to the previous year, %
	01.06.2020	01.06.2021	
<b>The Republic of Uzbekistan</b>	<b>38253</b>	<b>43295</b>	<b>113,2</b>
<b>Republic of Karakalpakstan</b>	2220	2412	108,6
<i>regions:</i>			
<b>Andijan</b>	2904	3260	112,3
<b>Bukhara</b>	2560	2853	111,4
<b>Jizzakh</b>	1947	2102	108,0
<b>Kashkadarya</b>	3154	3413	108,2
<b>Navoi</b>	1509	1609	106,6
<b>Namangan</b>	2117	2436	115,1
<b>Samarkand</b>	2851	3244	113,8
<b>Surkhandarya</b>	2426	2708	111,6
<b>Syrdarya</b>	1391	1575	113,2
<b>Tashkent</b>	3246	3761	115,9
<b>Fergana</b>	3012	3428	113,8
<b>Khorezm</b>	1856	2021	108,9
<b>Tashkent city</b>	7060	8473	120,0

## Share of operating construction companies in the Republic of Uzbekistan as of June 1, 2021, share in%



Tashkent city (19,6)

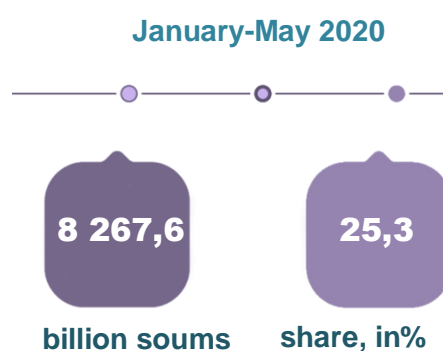
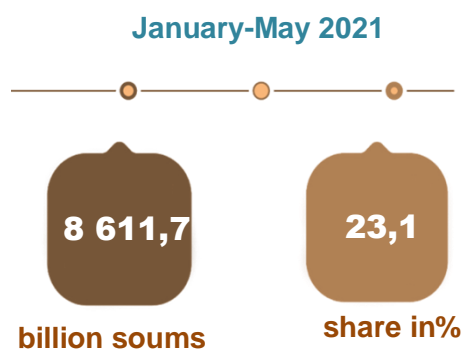
Tashkent (8,7)

Kashkadarya (7,9)



The volume of construction work carried out by large construction organizations in January-May this year amounted to 8611.7 billion soums. Compared to 2020, in the period under review, the growth rate of construction work reached 93.1%, and their share in the total volume decreased by 2.2% and amounted to 23.1%.

## Construction work carried out by large construction organizations in January-May 2021




*For reference: the highest share in the volume of construction work performed by large construction organizations was noted in Tashkent (23.3% of the total volume of construction work in this region, or 123.7% by the corresponding period of 2020), Navoi region ( 21.4% of the total volume of construction work in this region, or 75.3% to the same period in 2020) and Surkhandarya region (15.1% of the total volume of construction work in the region, or 78.1% to the same period in 2020 ).*

## Works performed by small businesses and microfirms in January-May 2021

The volume of construction work performed by small enterprises and microfirms, in comparison with other organizations, increased in January-May 2021, their share amounted to 60.2% of the total volume, which is 1.1% more if compared with the same period last year.

Thus, the volume of construction work performed by them amounted to 22420.8 billion soums and, in relation to January-May 2020, the growth rate reached 102.9%.


### Small enterprises and microfirms, share in%



*For reference: the largest volume of construction work carried out by small enterprises and microfirms in the period under review was noted in the Syrdarya region (796.2 billion soums, or 79.8%), the Republic of Karakalpakstan (1200.1 billion soums, or 74.4 % of the total), Jizzakh region (823.3 billion soums, or 73.4%) and Andijan region (1383.0 billion soums, or 72.0%).*


## The informal sector in the total volume of construction work

The share of construction work in the informal sector amounted to 16.7%, or 6236.2 billion soums, the growth rate in relation to January-May 2020 reached 105.7%.



## Construction work performed by organizations of state and non-state forms of ownership, share in%

Construction work in the country as a whole, carried out by state organizations, reached 1503.9 billion soums, the volume of construction work performed by non-governmental organizations amounted to 35764.8 billion soums, and their share is 4.0% and 96.0%, respectively.




## Construction work carried out by regions and by type of ownership in January-May 2021

	Construction works, billion sum	State property		Non-state property	
		billion sum	share in %	billion sum	share in %
<b>The Republic of Uzbekistan *</b>	<b>37268,7</b>	<b>1503,9</b>	<b>4,0</b>	<b>35764,8</b>	<b>96,0</b>
<b>Republic of Karakalpakstan</b>	1613,4	116,0	7,2	1497,4	92,8
<i>regions:</i>					
<b>Andijan</b>	1919,9	69,7	3,6	1850,2	96,4
<b>Bukhara</b>	2359,6	111,5	4,7	2248,1	95,3
<b>Jizzakh</b>	1116,5	26,4	2,4	1090,1	97,6
<b>Kashkadarya</b>	2386,9	104,7	4,4	2282,2	95,6
<b>Navoi</b>	1807,6	263,0	14,6	1544,6	85,4
<b>Namangan</b>	1800,3	78,2	4,3	1722,1	95,7
<b>Samarkand</b>	2613,3	89,9	3,4	2523,4	96,6
<b>Surkhandarya</b>	1969,8	14,9	0,8	1954,9	99,2
<b>Syrdarya</b>	998,2	122,1	12,2	876,1	87,8
<b>Tashkent</b>	2923,4	107,2	3,7	2816,2	96,3
<b>Fergana</b>	2165,3	53,3	2,5	2112,0	97,5
<b>Khorezm</b>	1251,2	73,5	5,9	1177,7	94,1
<b>Tashkent city</b>	9195,8	273,2	3,0	8922,6	97,0

\* including unallocated volume by regions

## Share of new construction, reconstruction, expansion and technical re-equipment in the total volume of construction work for January-May 2021

---



A significant part of the work was carried out in January-May 2021 for the construction of new buildings and structures. So, 67.0% of the total volume of construction work, or 24955.5 billion soums, were directed to the creation of new production facilities in the economy, housing and communal services and other social facilities.

---




Large construction organizations carried out construction work on new construction for 6971.4 billion soums, or 27.9% of their total volume.

---



Small enterprises and microfirms carried out construction work on new construction for 12553.4 billion soums, or 50.3% of their total volume.

---



In the informal sector, construction work on new construction was carried out for 5430.7 billion soums, or 21.8% of their total volume.

*For reference: the bulk of construction work by type of economic activity consists in the construction of residential and non-residential buildings, as well as in the construction of buildings not intended for living.*

## Construction work by regions for January-May 2021

	Construction works, billion sum	The pace growth, in%	Including new construction, reconstruction, expansion and technical re- equipment
<b>The Republic of Uzbekistan *</b>	<b>37268,7</b>	<b>100,9</b>	<b>24955,5</b>
<b>Republic of Karakalpakstan</b>	1613,4	103,0	1093,7
<i>regions:</i>			
<b>Andijan</b>	1919,9	108,0	1230,6
<b>Bukhara</b>	2359,6	110,4	1243,7
<b>Jizzakh</b>	1116,5	103,9	898,0
<b>Kashkadarya</b>	2386,9	117,4	1401,9
<b>Navoi</b>	1807,6	103,9	1115,8
<b>Namangan</b>	1800,3	101,7	1313,1
<b>Samarkand</b>	2613,3	110,0	1851,0
<b>Surkhandarya</b>	1969,8	100,3	1499,0
<b>Syrdarya</b>	998,2	107,8	529,3
<b>Tashkent</b>	2923,4	113,3	1194,9
<b>Fergana</b>	2165,3	107,9	1320,5
<b>Khorezm</b>	1251,2	100,2	940,6
<b>Tashkent city</b>	9195,8	112,1	6175,8

\* including unallocated volume by regions

## Construction work by type of economic activity in the country as a whole



share in%



Construction of buildings



Construction of civil facilities



Specialized construction works



January-May  
2020

January-May  
2021

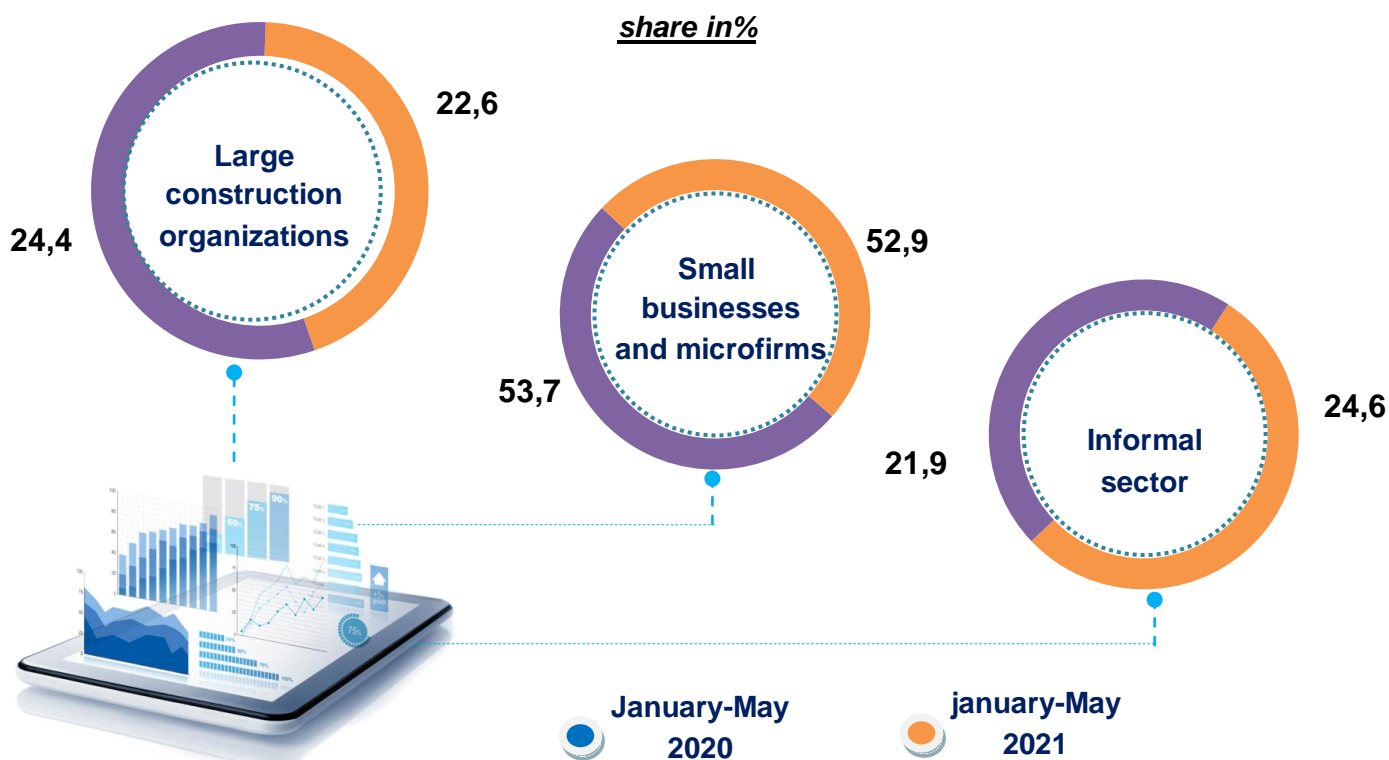

*For reference: the main part of construction work by type of economic activity consists in the construction of residential and non-residential buildings, as well as in the construction of buildings not intended for living.*

## Construction of buildings and structures

The share in the total volume of construction work performed by large construction organizations in the total structure of buildings and structures amounted to 22.6% and, compared to January-May 2020, decreased by 1.8 percentage points.

The share of small enterprises and microfirms in this type of activity, compared to January-May 2020, decreased by 0.8 percentage points and amounted to 52.9%.

The share of the informal sector, compared to January-May 2020, increased by 2.7 percentage points and amounted to 24.6%.

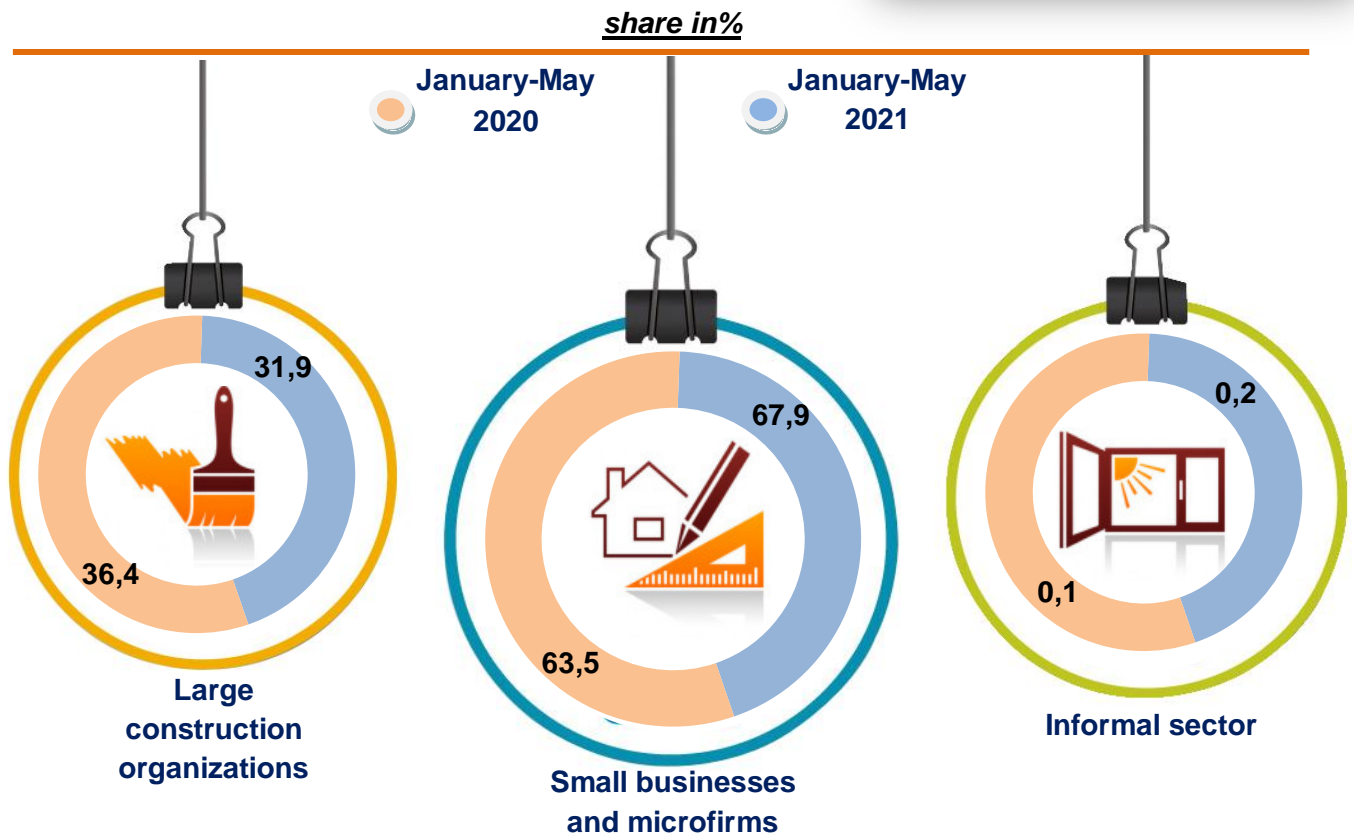


## Civil works for the construction of civil facilities

The specific weight of the volume of construction work carried out by large construction organizations for the construction of civil facilities amounted to 31.9% and decreased, compared to January-May 2020, by 4.5%.

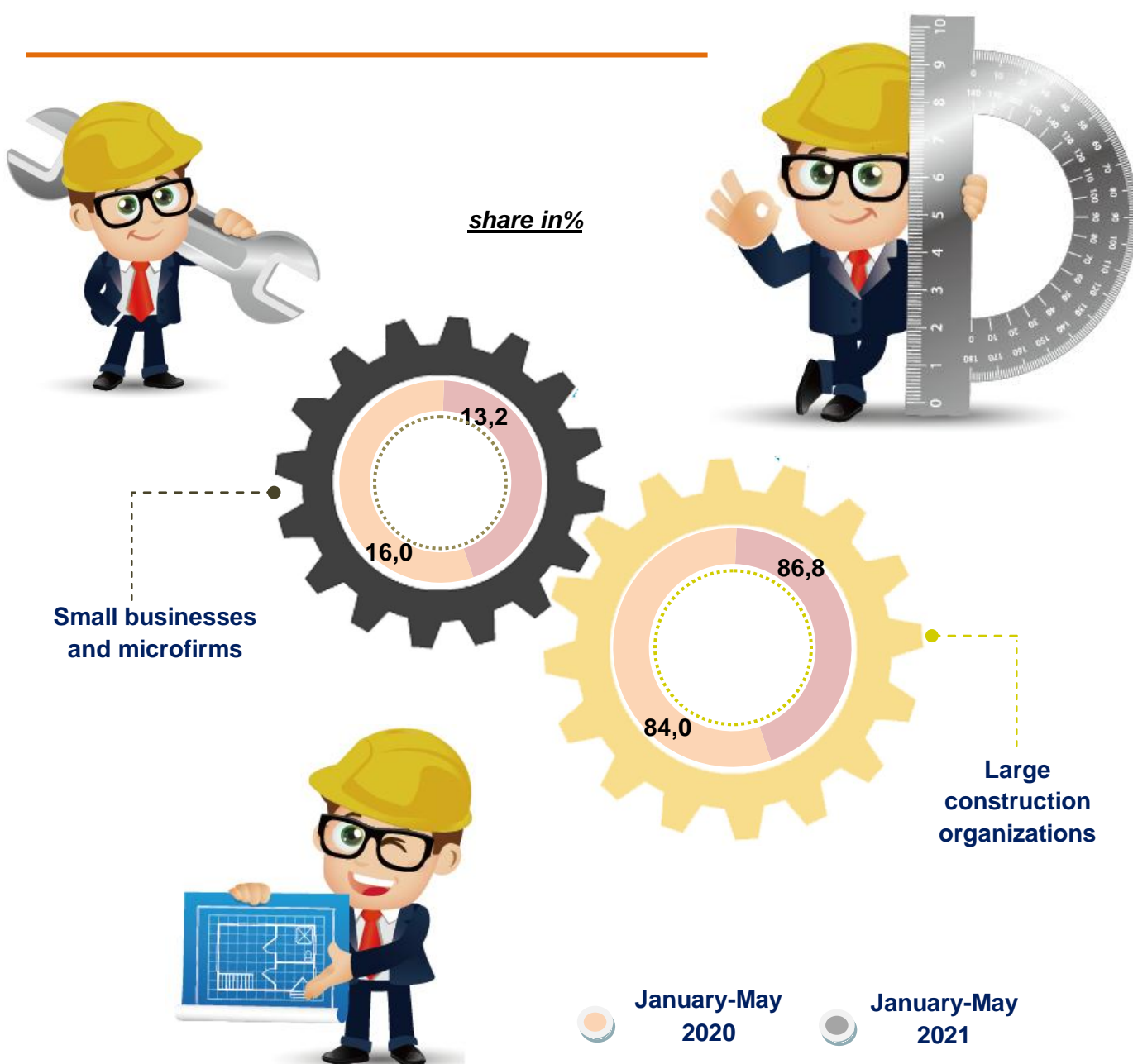
Also, the share of small enterprises and microfirms in the construction of facilities was 67.9% (an increase of 4.4%), and the informal sector - 0.2% (an increase of 0.1%).

...



## Specialized construction works

In the total volume of specialized construction work, the share of large construction organizations decreased by 2.8 percentage points and amounted to 13.2%, as a result of which the share of small enterprises and microfirms reached 86.8% (an increase of 2.8 percentage points).



## Construction work by type of economic activity by region for January-May 2021

*billion soums*


	Construction works	including:		
		construction of buildings and structures	construction civilian objects	specialized construction works
<b>The Republic of Uzbekistan *</b>	<b>37268,7</b>	<b>25335,8</b>	<b>7045,6</b>	<b>4887,3</b>
<b>Republic of Karakalpakstan</b>	1613,4	945,5	350,3	317,6
<i>regions:</i>				
<b>Andijan</b>	1919,9	1448,6	220,1	251,2
<b>Bukhara</b>	2359,6	1519,9	469,7	370,0
<b>Jizzakh</b>	1116,5	909,4	125,9	81,2
<b>Kashkadarya</b>	2386,9	1812,6	327,7	246,6
<b>Navoi</b>	1807,6	1259,8	304,4	243,4
<b>Namangan</b>	1800,3	1250,4	144,8	405,1
<b>Samarkand</b>	2613,3	1018,9	1519,1	75,3
<b>Surkhandarya</b>	1969,8	1351,5	458,0	160,3
<b>Syrdarya</b>	998,2	632,1	292,9	73,2
<b>Tashkent</b>	2923,4	1845,3	488,7	589,4
<b>Fergana</b>	2165,3	1736,1	223,3	205,9
<b>Khorezm</b>	1251,2	860,3	258,9	132,0
<b>Tashkent city</b>	9195,8	5597,8	1861,8	1736,2

\* including unallocated volume by territories

## Republic of Karakalpakstan



share in%



State property

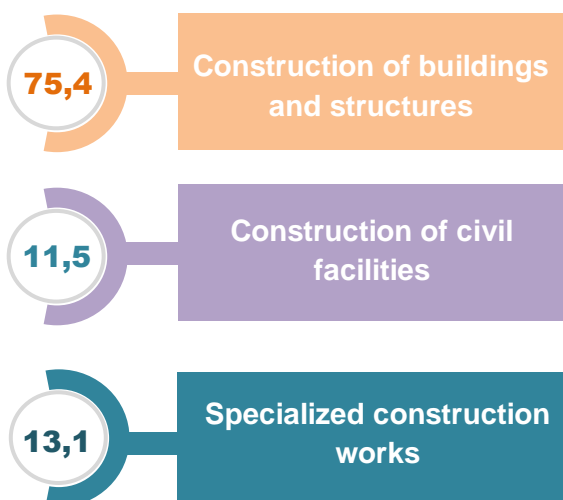


Non-state property



## Andijan region

share in%



State property



Non-state property



## Bukhara region



Construction of buildings and structures



share in

Construction of civil facilities

Specialized construction works



State property

Non-state property



## Jizzakh region

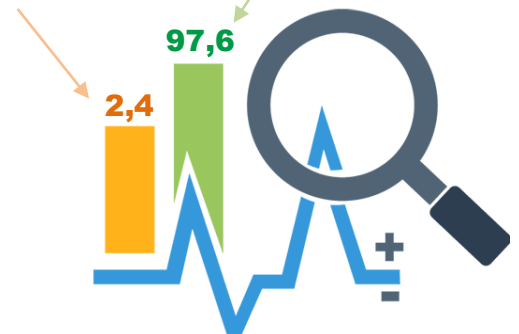
share in

Construction of buildings and structures



Non-state property

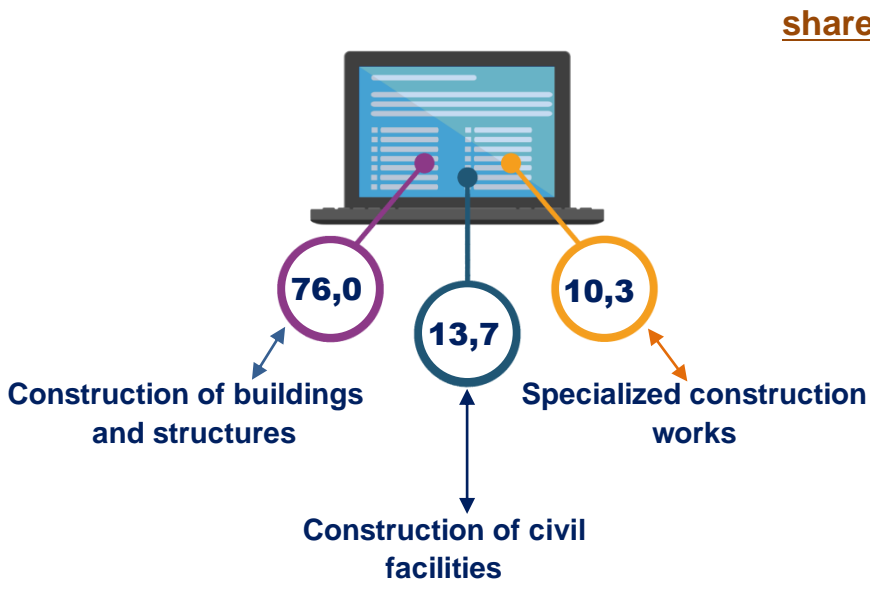
State property



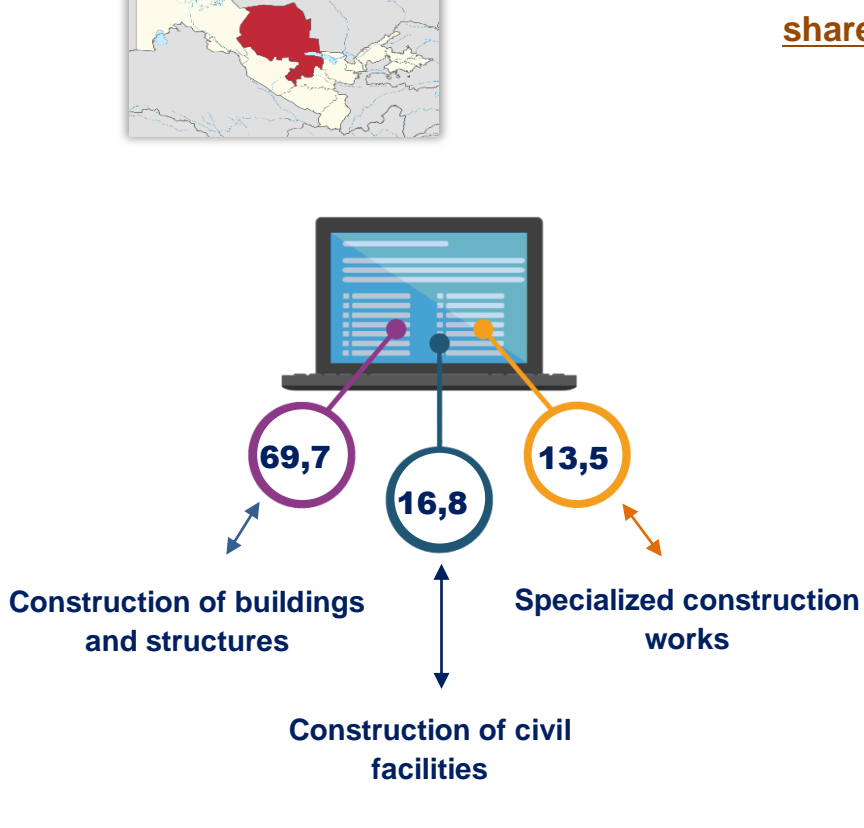
Construction of civil facilities

Specialized construction works

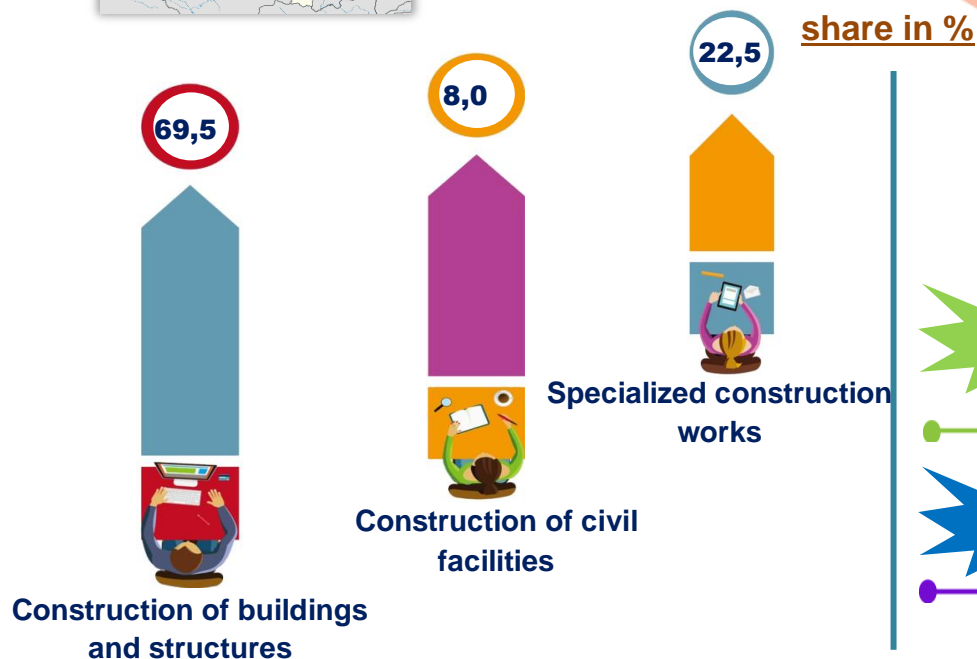
## Kashkadarya region



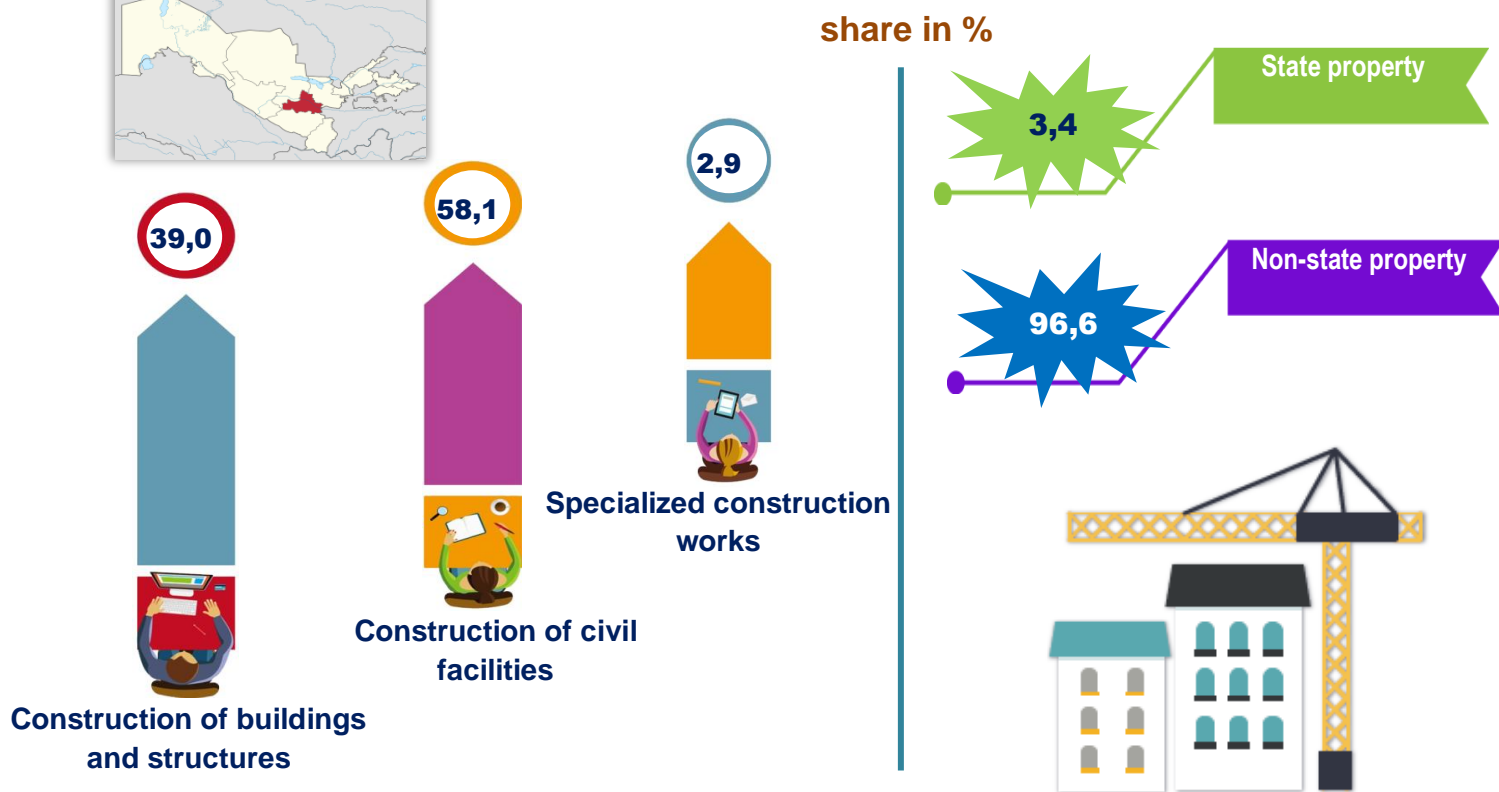
## Navoi region



## Namangan region





## Samarkand region



## Surkhandarya region





share in %



## Syrdarya region



share in %



## Tashkent region



Specialized construction works

63,1

Construction of civil facilities

16,7

20,2  
Construction of buildings and structures

share in %

3,7

State property

96,3

Non-state property



## Fergana region



Specialized construction works

80,2

Construction of civil facilities

10,3

9,5  
Construction of buildings and structures

share in %

2,5

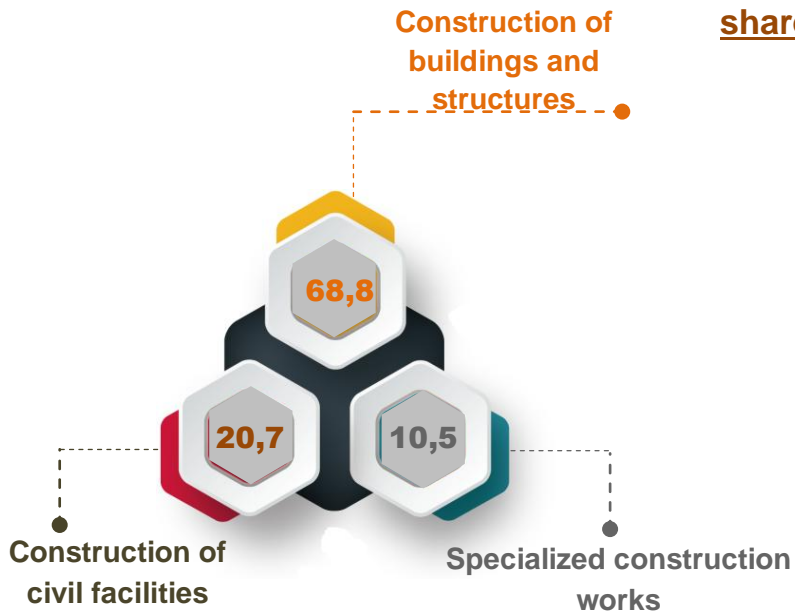
State property

97,5

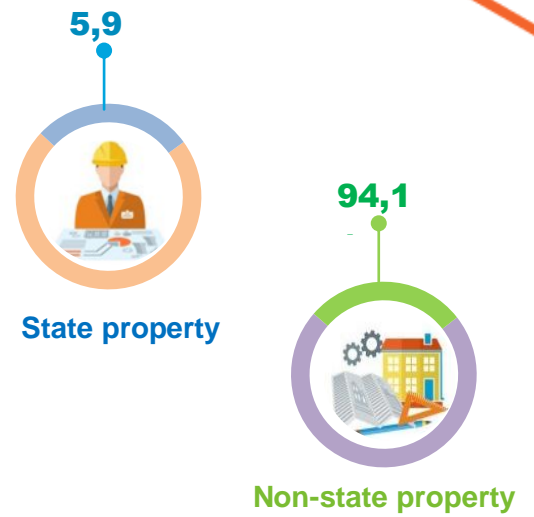
Non-state property



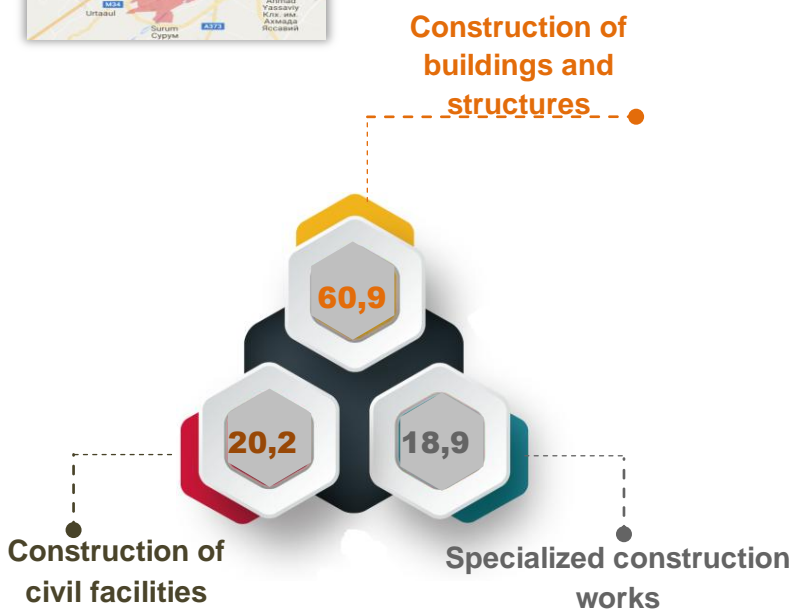
## Khorezm region



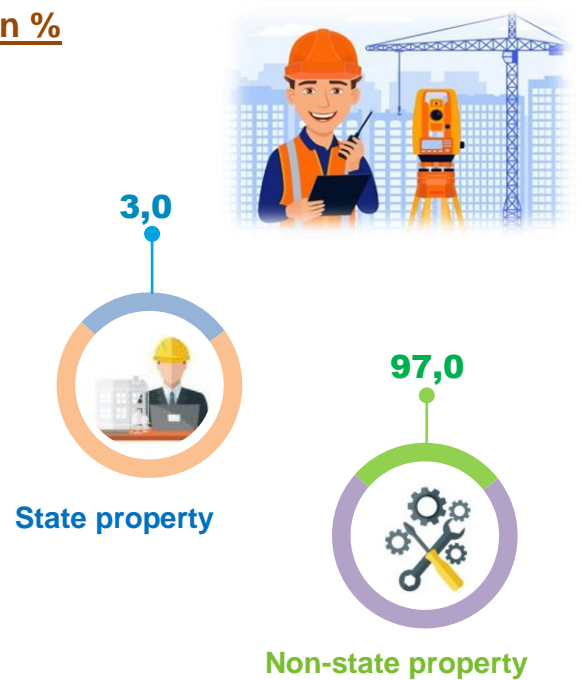
share in



## Tashkent city



share in %



**Department of Investment and  
Construction Statistics**

**Phone: 71 202-80-56**