

# INFORMATION ON DEMOGRAPHY OF ENTERPRISES AND ORGANIZATIONS IN THE REPUBLIC OF UZBEKISTAN

*as of September 1, 2021  
(excluding farms and dehkans)*



The central place in the national economic complex of any country is occupied by an enterprise, since it is it that creates the national income, simultaneously acting as a producer and ensuring the reproduction process on the basis of self-sufficiency and independence.

It is known that the volume of the created gross national product, the socio-economic development of society, the degree of satisfaction with the material and spiritual benefits of the country's population depend on the success of individual enterprises.

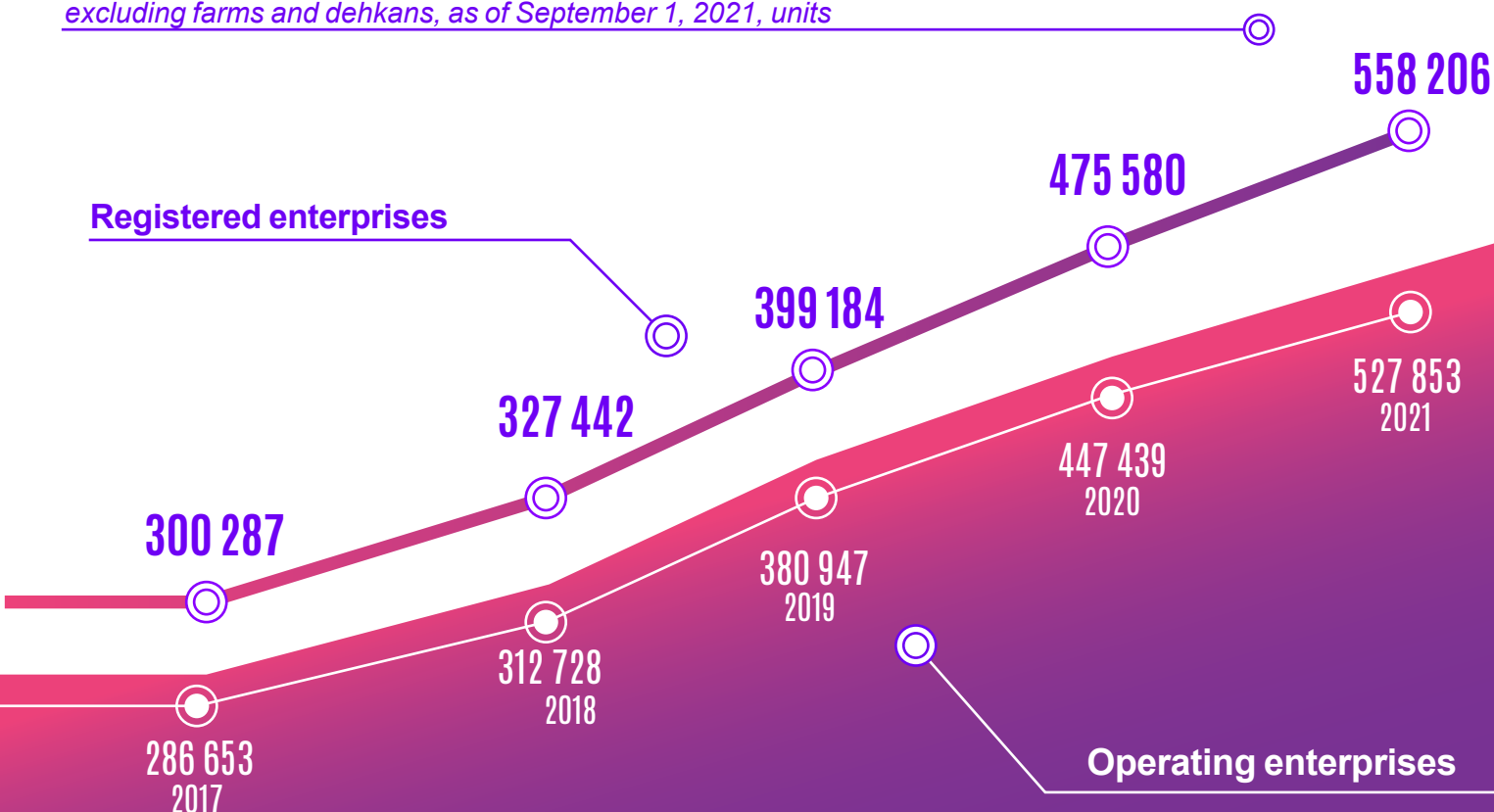
It is generally accepted that its optimal sizes are those that, with minimal production costs, provide the most favorable conditions for using the achievements of science and technology and, at the same time, efficient production of high-quality products is achieved, in other words, the enterprise is such a form of organization of the economy, with which the individual consumer and producer interact through the market in order to solve three main economic problems: what, how and for whom to produce. At the same time, none of the entrepreneurs and organizations is consciously engaged in solving this triad of economic problems (in the element of the market, everyone solves them at the individual level).

As you know, in a market system, everything has a price. The market economy serves to unconsciously coordinate people and businesses through a system of prices and markets. If we take all the variety of markets, then we get a broad system that spontaneously ensures the equilibrium of prices and production through trial and error.

Relations associated with enterprises in Uzbekistan are governed by the legislation of this country, which includes tax, customs, currency, financial, investment and other legislation that regulates certain features, aspects and types of activities of enterprises.

### General information about enterprises and organizations

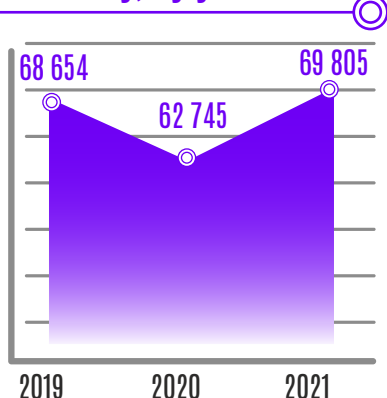
*excluding farms and dehkans, as of September 1, 2021, units*



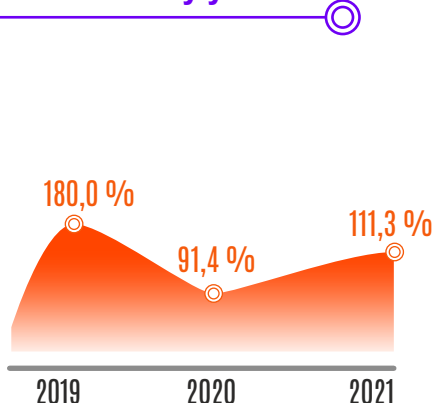
## Information about the newly created enterprises and organizations

as of January–August, 2021

Quantity, by year



Growth rate by year



By type of economic activity



Agriculture, forestry and fisheries



Trade



Information and communication



Industry



Transportation and storage



Health and social services



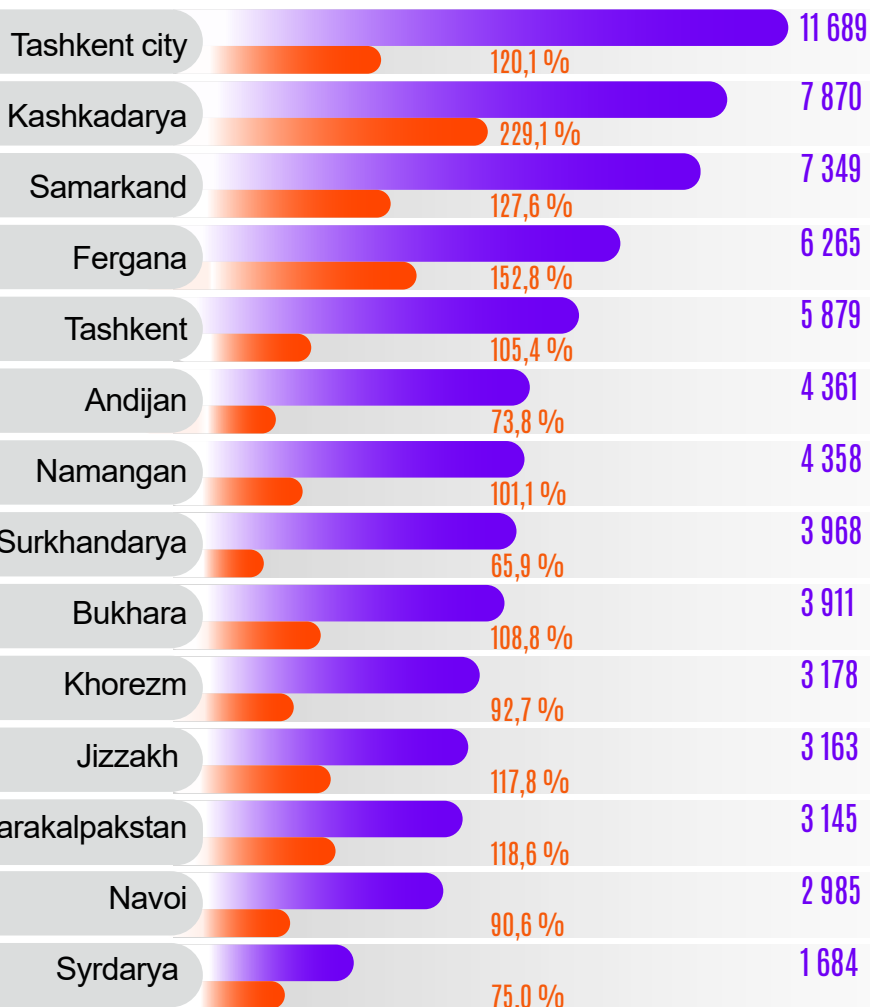
Construction



Accommodation and catering



Other



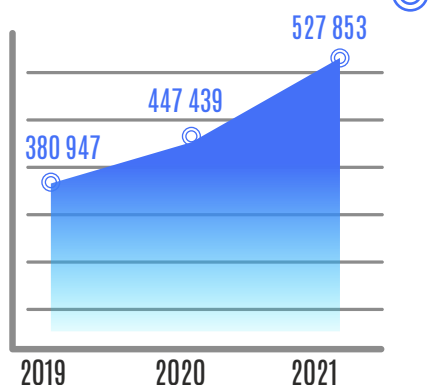
In January–August 2021, the number of newly created enterprises and organizations amounted to 69,8 thousand units.

Compared to the same period last year, this indicator increased by 7 060 units, and the growth rate was 111.3 %.

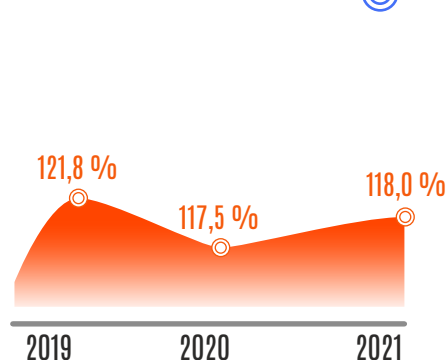
Compared to last year, in the regional context, there was a significant increase in the number of newly created enterprises and organizations, in particular in the Kashkadarya region (by 4 435 units), the city of Tashkent (by 1 955 units), as well as in Fergana (by 2 165 units) and Samarkand (1 588 units) regions.

as of September 1, 2021

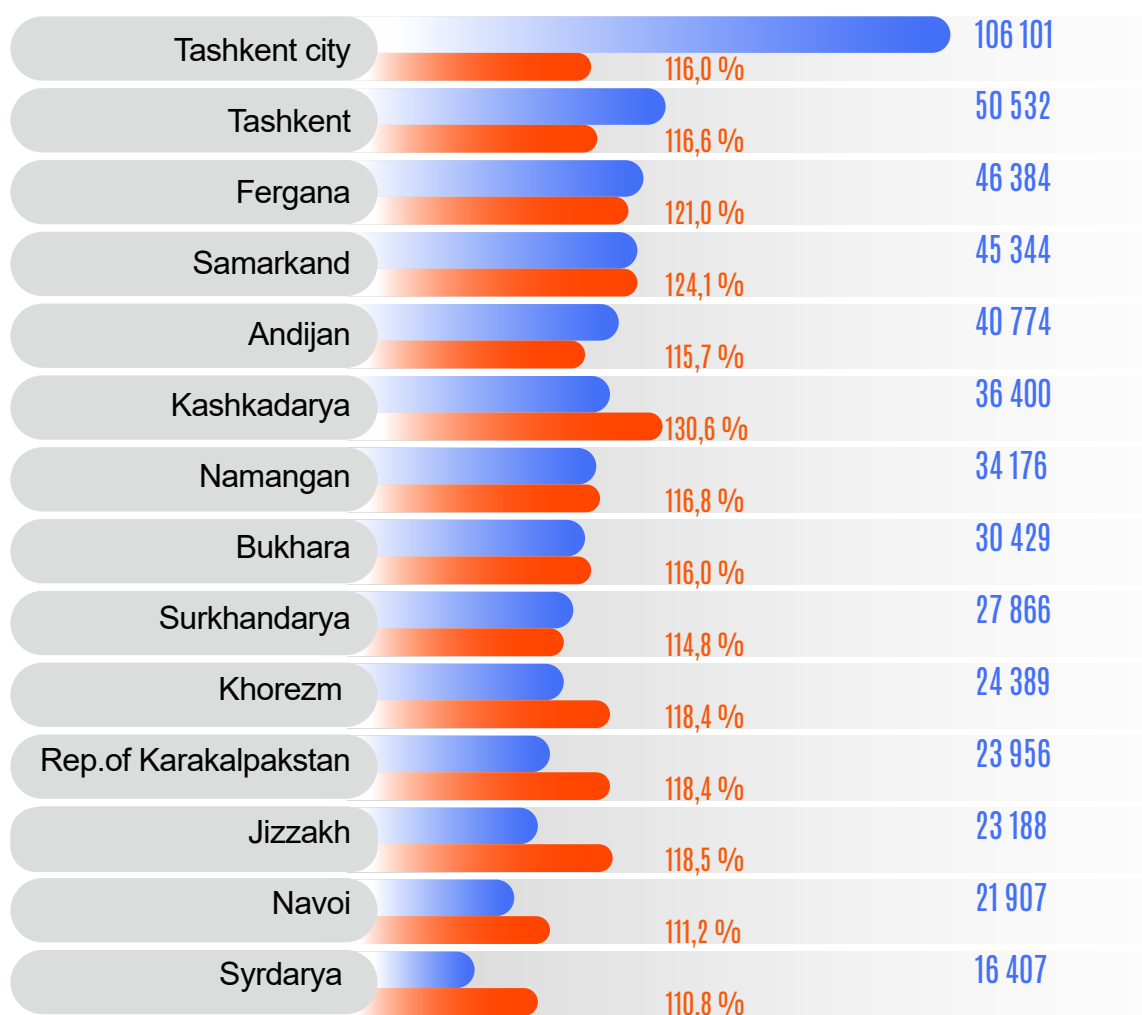
Quantity, by year



Growth rate by year



By regions

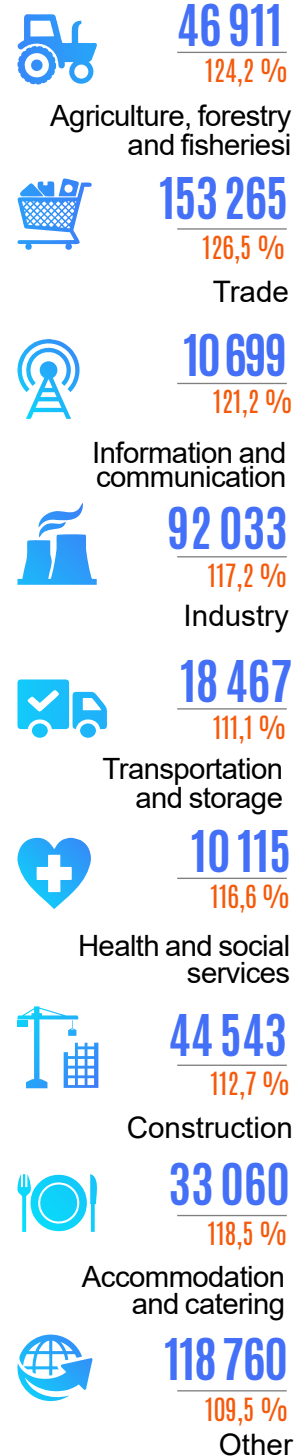


As of September 1, 2021, the number of operating enterprises and organizations increased by 80 414 units and, if compared with the corresponding period of 2020 (447 439 units), then the growth rate was 118.0 %.

Compared to last year, in the regional context, a significant increase in the number of operating business entities was recorded, in particular in the city of Tashkent (by 14 626 units), Samarkand (by 8 808 units) and Kashkadarya (by 8 527 units) regions.

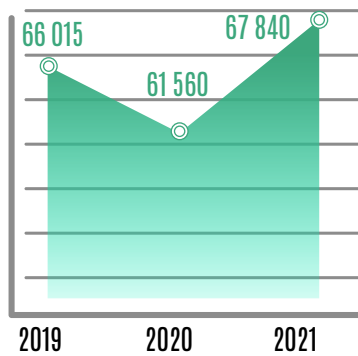
In terms of industries, if we compare with last year, the highest level was demonstrated by the trade sector – by 32 102 units, industry – by 13 534 units, followed by agriculture, forestry and fisheries – by 9 152 units, health care and provision social services – only 1 437 units.

By type of economic activity

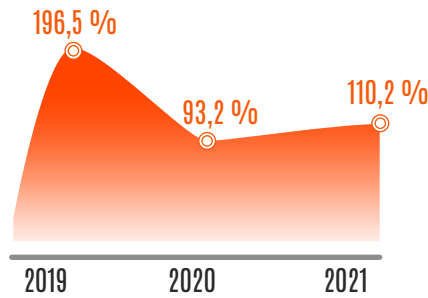


as of January-August, 2021

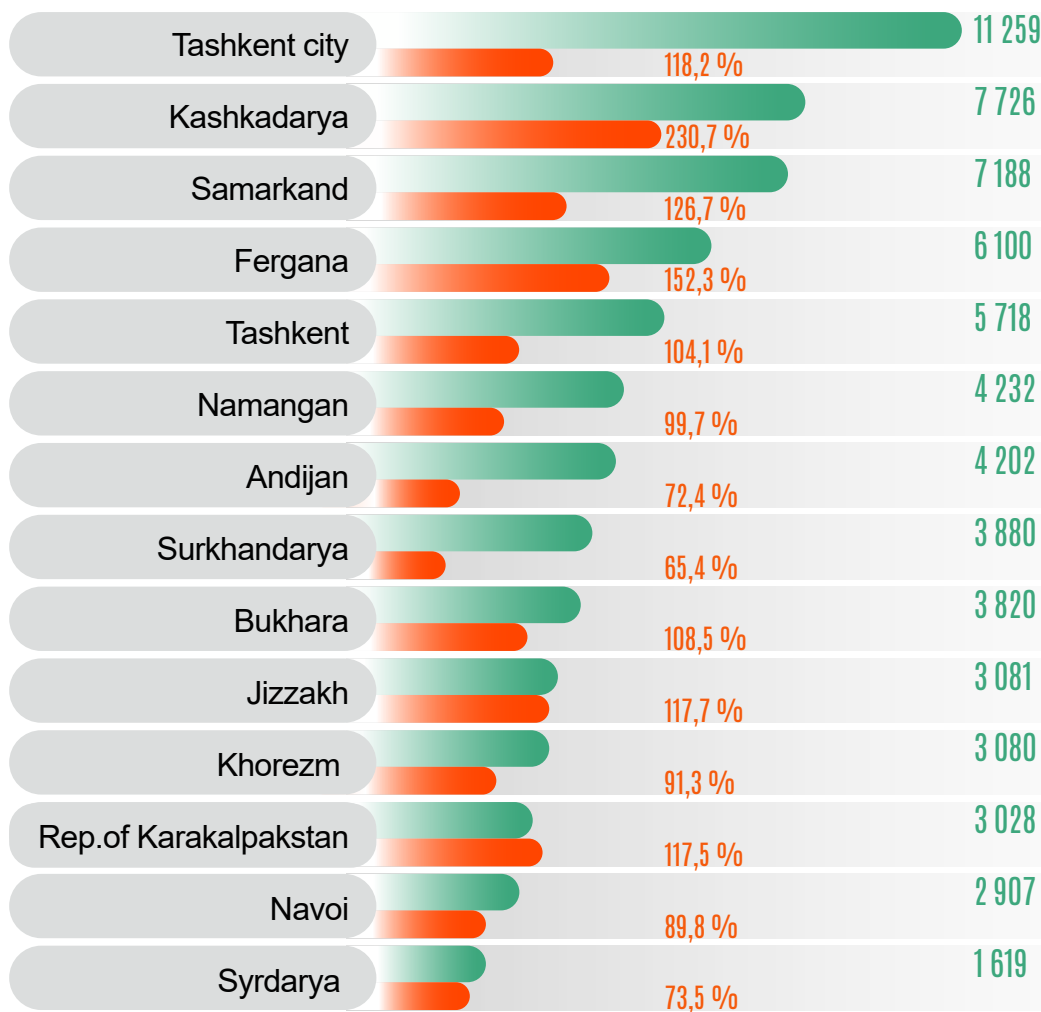
## Quantity, by year



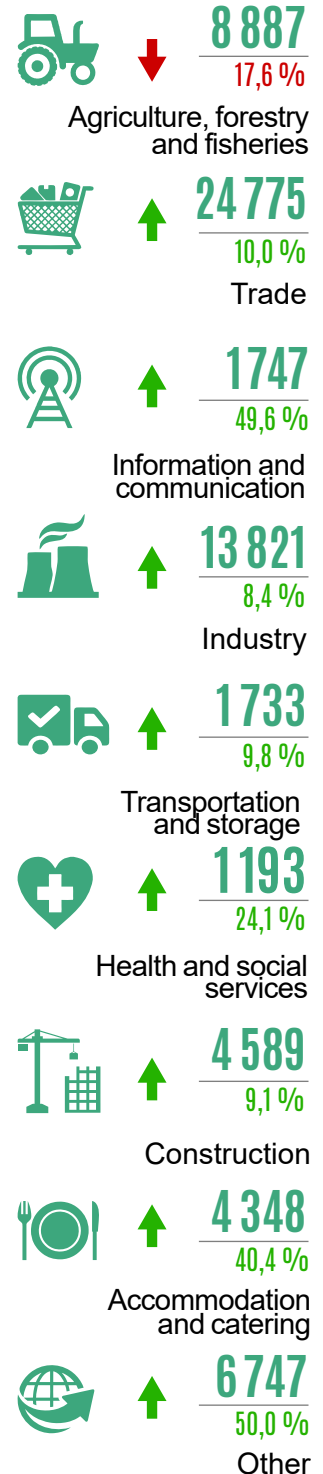
## Growth rate by year



## By regions



## By type of economic activity

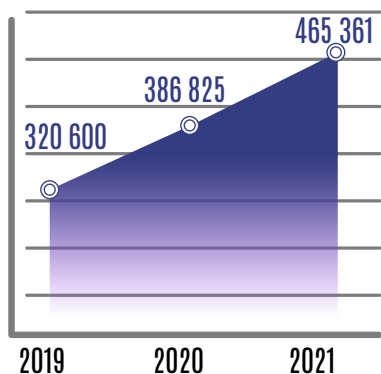


The analysis showed that approximately 50 % of business entities in Uzbekistan were created over the past three years.

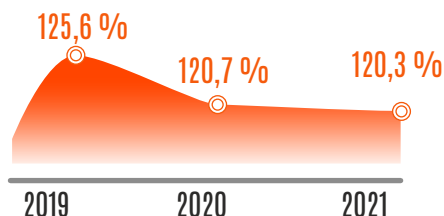
Compared to last year, in the regional context, there was a significant increase in the number of newly created business entities, for example, in the Kashkadarya region (by 4 377 units), Fergana (by 2 094 units), the city of Tashkent (by 1 733 units) and Samarkand (by 1 516 units) regions.

In terms of industries, if we compare with last year, the highest level was demonstrated by trade – by 2 250 units, accommodation and catering – by 1 252 units, information and communication – by only 579 units.

## Quantity, by year



## Growth rate by year



## By type of economic activity



46 475

124,5 %

Agriculture, forestry and fisheries



153 246

126,5 %

Trade



10 451

121,6 %

Information and communication



91 955

117,3 %

Industry



18 427

111,1 %

Transportation and storage



8 642

119,8 %

Health and social services



44 507

112,7 %

Construction



32 974

118,5 %

Accommodation and catering

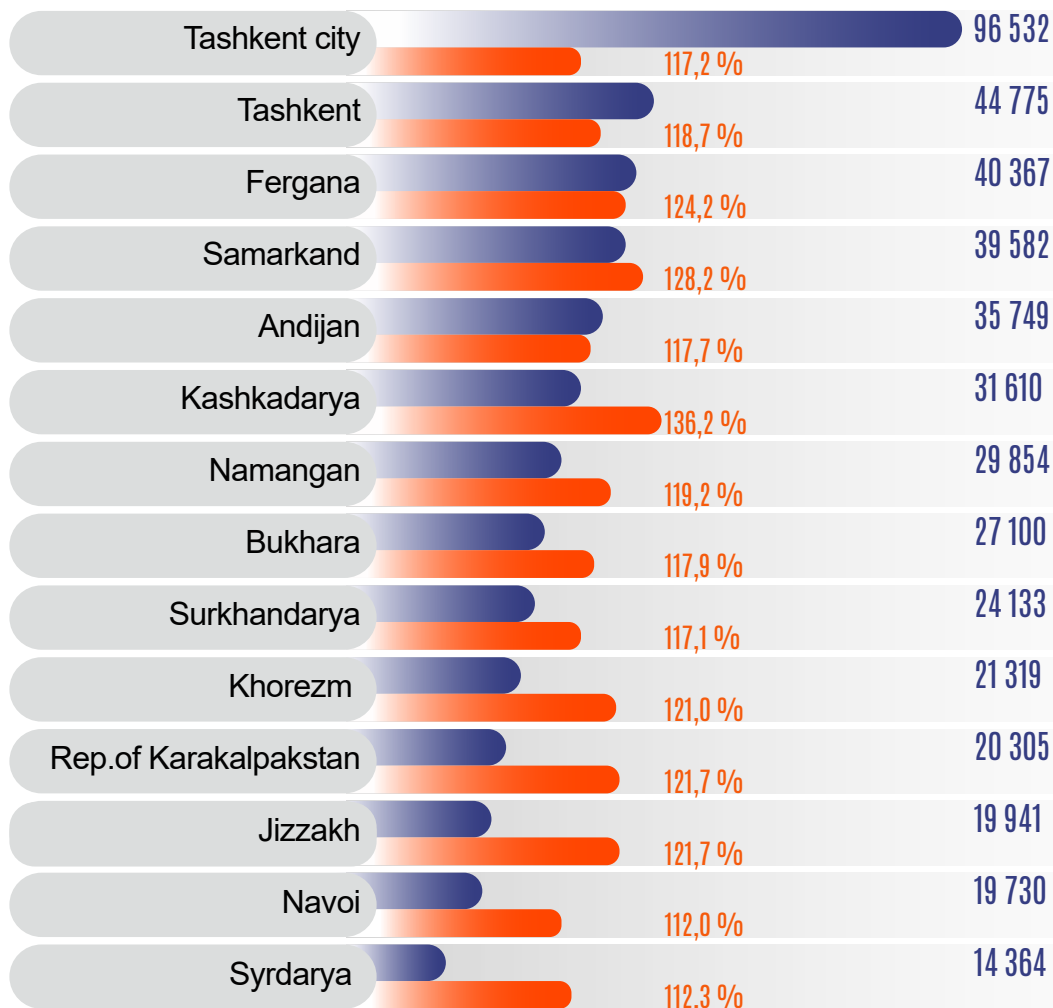


58 684

116,8 %

Other

## By regions

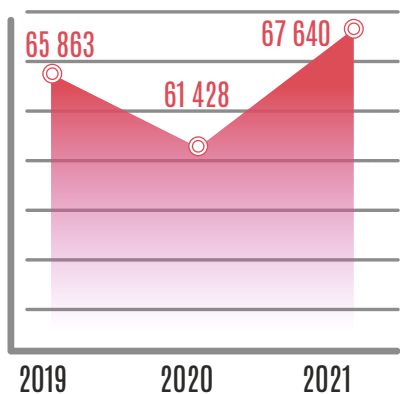


Of the total number of operating enterprises and organizations, a significant share falls on business entities – 465 361 units, or 88.2 %. Their growth rates, if compared with the same period last year, amounted to 120.3 %.

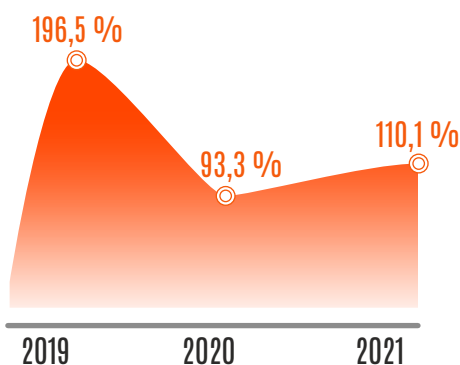
In the context of industries, growth was observed in trade – 126.5 %, agriculture, forestry and fisheries – 124.5 %, information and communication – 121.6 %, as well as in Kashkadarya – 136.2 %, Samarkand – 128.2 %, Fergana – 124.2 %, Rep.of Karakalpakstan – 121.7 % and Jizzakh – 121.7 %

as of January-August, 2021

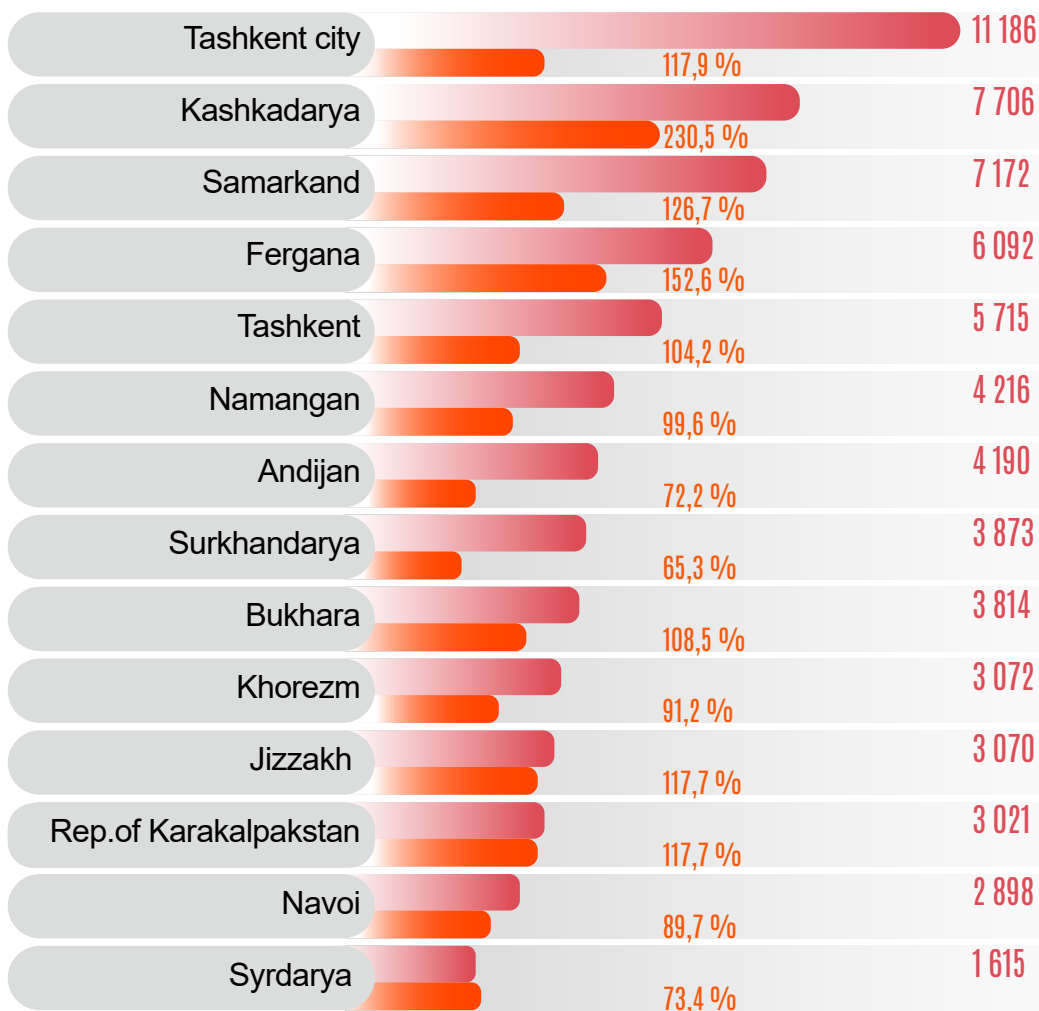
Quantity, by year



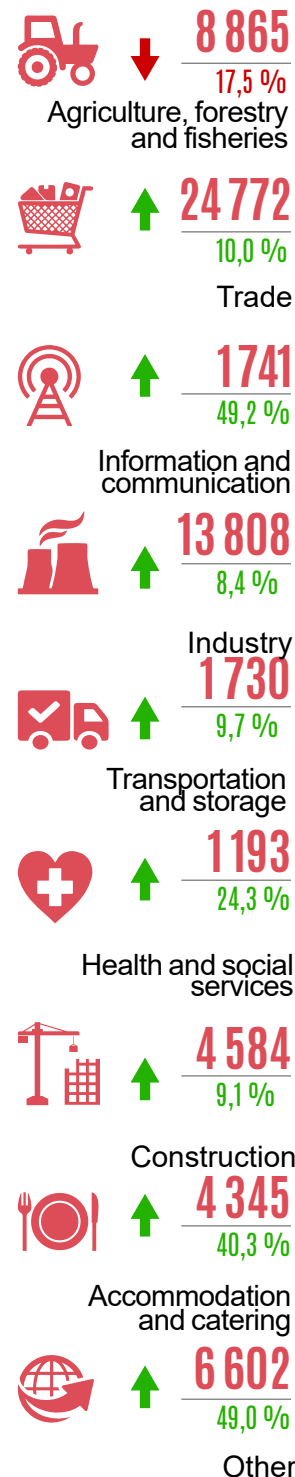
Growth rate by year



By regions



By type of economic activity



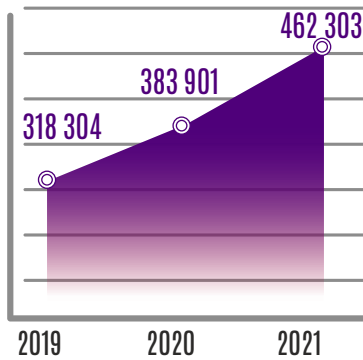
As you know, small business and private entrepreneurship are developing at an accelerated pace in Uzbekistan. Thus, a number of favorable legal and economic conditions have been created for domestic entrepreneurs and investors.

It should be especially noted that even during the pandemic, entrepreneurs made a worthy contribution to the sustainable functioning of the state's economy.

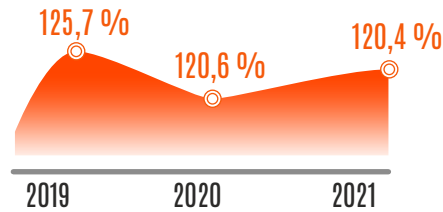
Compared to the same period in 2017, the growth rate of the number of newly created enterprises amounted to 234.8 %.

as of September 1, 2021

## Quantity, by year



## Growth rate by year



## By type of economic activity



46 331

124,6 %

Agriculture, forestry and fisheries



152 653

126,6 %

Trade



10 379

121,7 %

Information and communication



91 188

117,4 %

Industry



18 255

111,5 %

Transportation and storage



8 564

120,2 %

Health and social services



44 265

112,7 %

Construction



32 908

118,7 %

Accommodation and catering

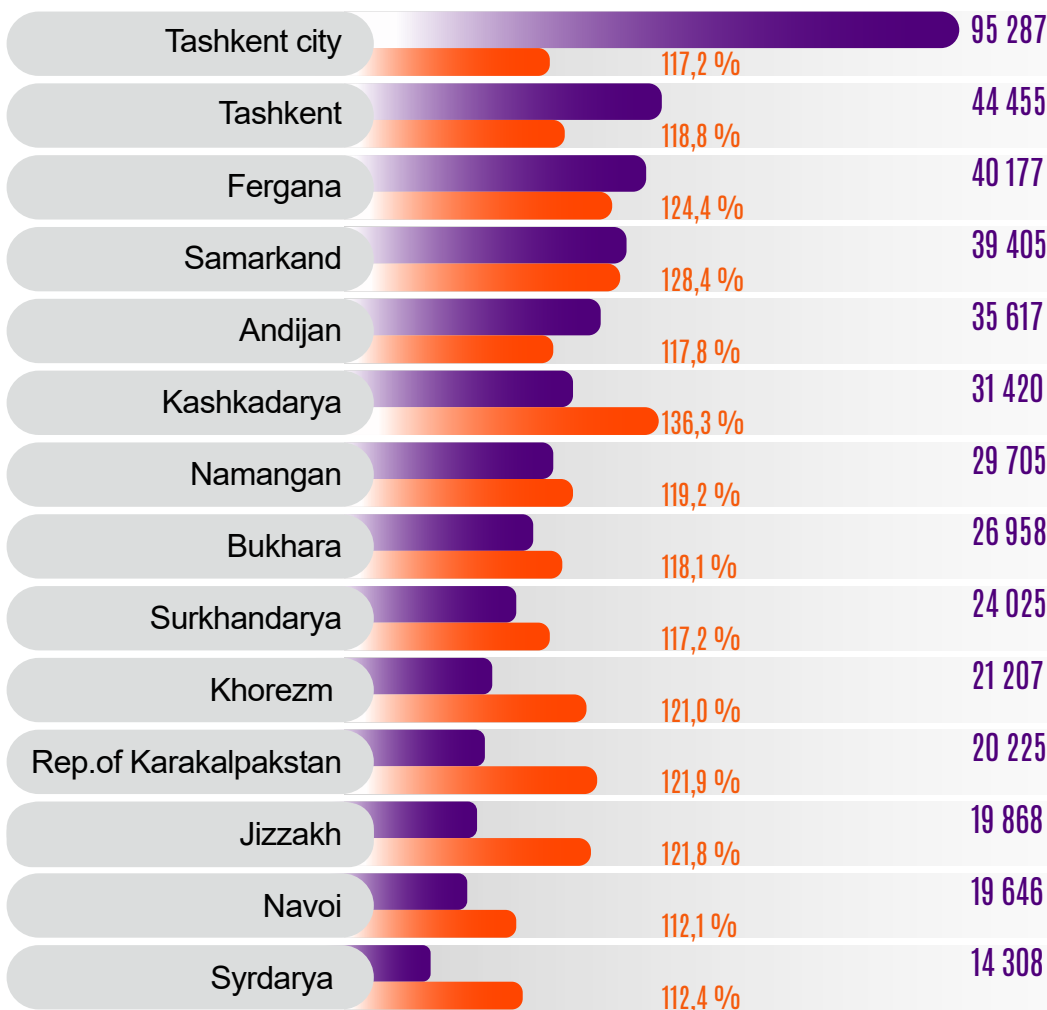


57 760

116,8 %

Other

## By regions



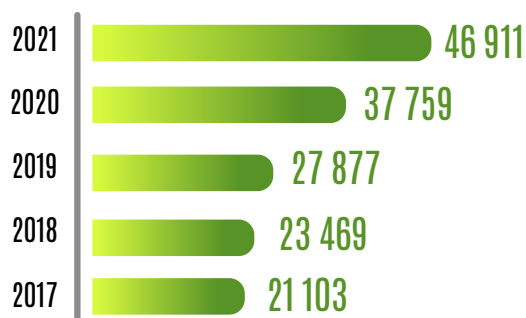
The number of operating small businesses as of September 1, 2021 increased by 78 402 units and, compared with the corresponding period of 2020, the growth rate was 120.4 %.

In the context of industries, growth was recorded in trade – 126.6 %, agriculture, forestry and fisheries – 124.6 %, information and communication – 121.7 %, industry – 117.4 %, as well as in Kashkadarya – 136.3 % , Samarkand – 128.4 %, Fergana – 124.4 % and Jizzakh – 121.8 % regions.

Information about enterprises and organizations  
engaged in agricultural, forestry and fishing activities

as of September 1, 2021

## Quantity, by year

Crop and animal husbandry,  
hunting and the provision of  
services in these areas

43 164

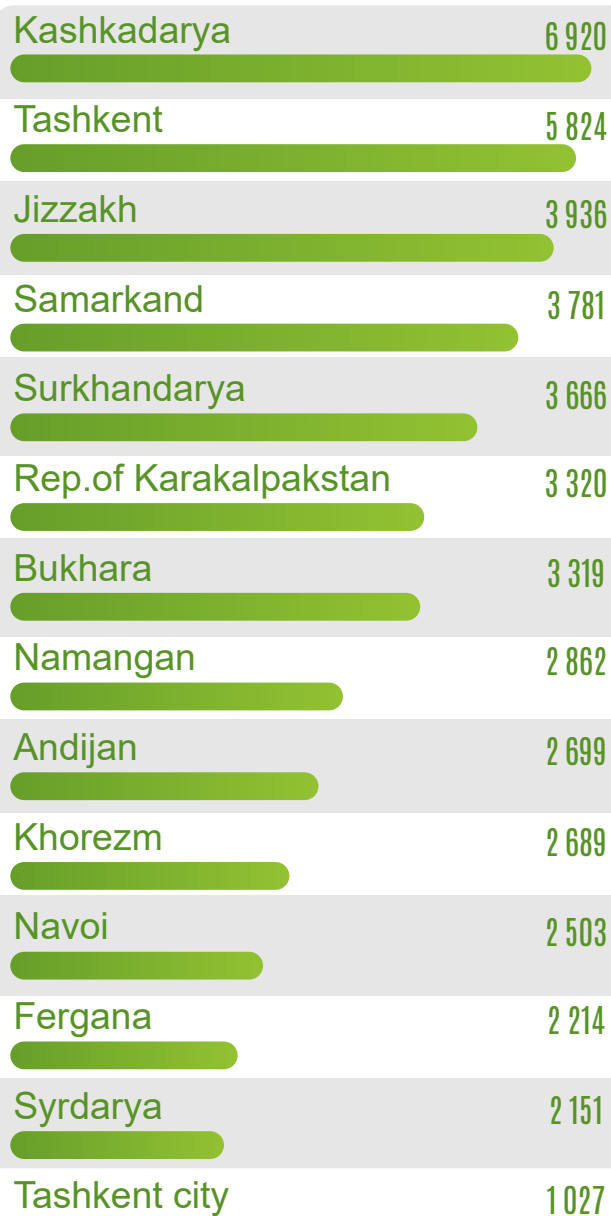
Forestry  
and logging

225

Fisheries  
and aquaculture

3 522

## By regions

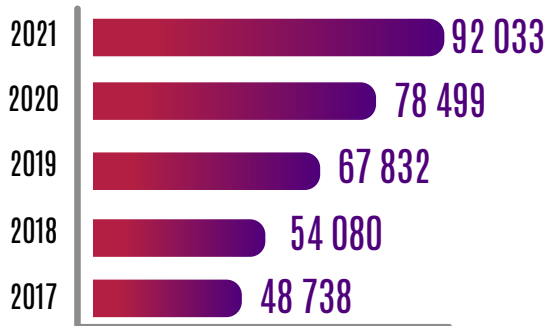


Agriculture, forestry and fisheries are the least affected sectors of the economy during the coronavirus pandemic.

Thanks to the special attention paid to this area of activity by our state, it becomes obvious that, compared to the same period in 2018, the number of operating enterprises and organizations has almost doubled and, if compared with the corresponding period of last year, it increased by 9 152 units.

as of September 1, 2021

## Quantity, by year



87 325

Manufacturing  
industryMining and  
quarrying

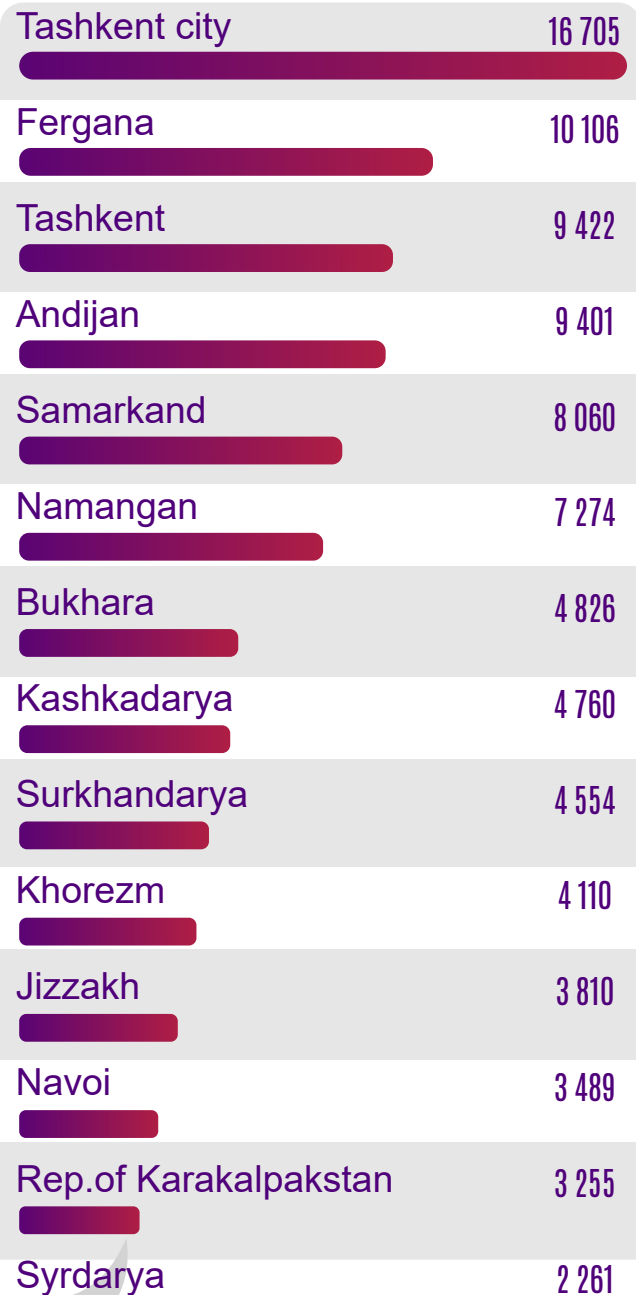
2 876

1 330

Water supply,  
sewerage waste  
collection and disposalElectricity, gas, steam  
and airconditioning

502

## By regions

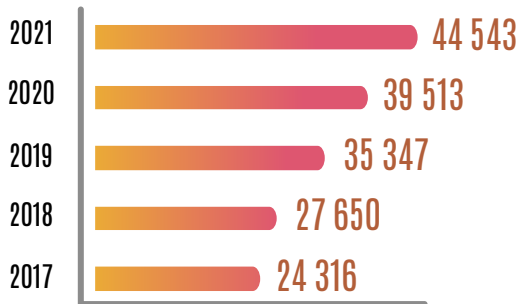


It is interesting to note that the industrial sector has the greatest potential among other sectors of the economy. So, over the past three years in the national economy, the growth rate of the number of operating industrial enterprises amounted to 126.0 %.

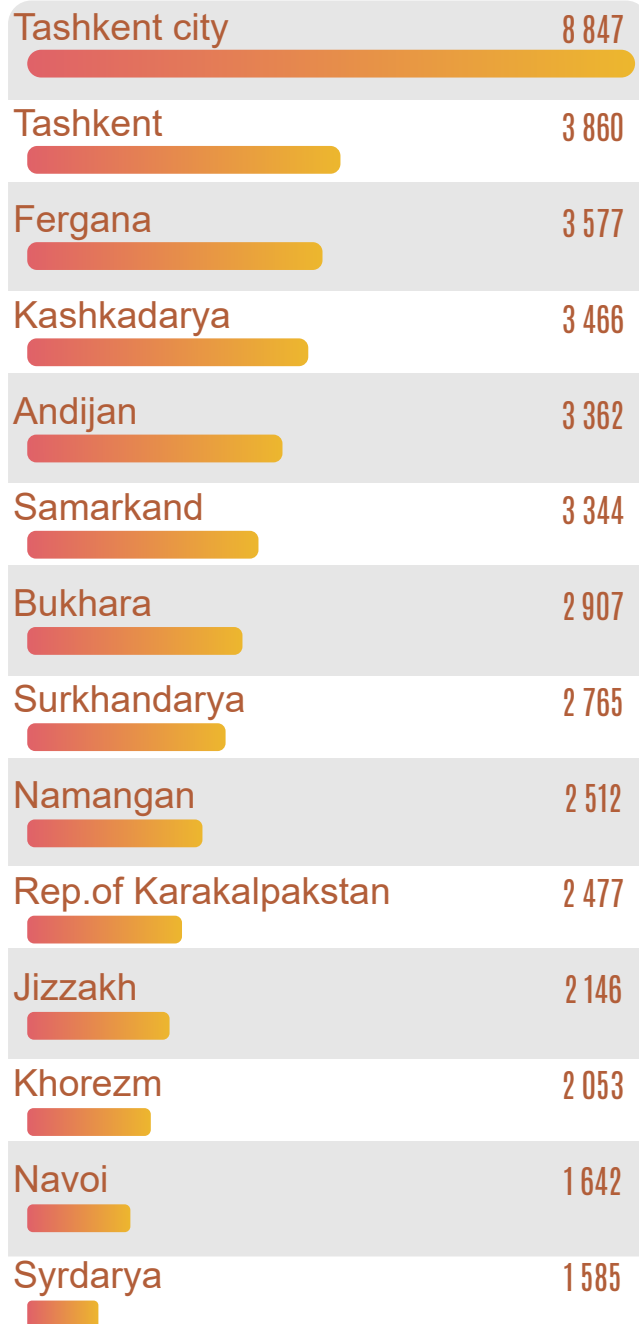
Of the total number of enterprises and organizations, the number of industrial enterprises amounted to 17.4 %, of which 94.9 % belong to the manufacturing industry (growth, compared to 2020, is 117.5 %), 3.1 % – to the mining industry and development. quarries (growth – 113.1 %), 0.5 % – electricity supply, gas, steam and air conditioning (growth – 112.8 %), 1.5 % – water supply, sewerage, waste collection and disposal (growth – 114.4 %).

as of September 1, 2021

## Quantity, by year



## By regions



25 354

Construction  
of buildings  
and structures

4 390

Construction  
of civil facilities

14 799

Specialized  
construction works

Compared to the same period in 2019, the growth rate of the number of enterprises and organizations related to the construction sector, which is one of the sectors with stable growth rates in the national economy, amounted to 126.0 %.

The total number of enterprises and organizations operating in the field of construction, in the following areas:

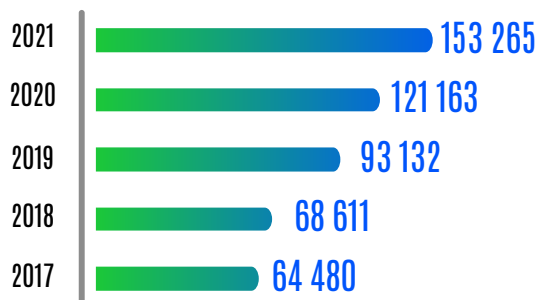
construction of buildings and structures accounted for 56.9 %, the growth rate, compared to the corresponding period last year, reached 110.6 %;

the construction of civil facilities was recorded at the level of 9.9 %, and the growth rate reached 116.7 %;

specialized construction works – 33.2 %, the growth rate was 115.3 %.

as of September 1, 2021

## Quantity, by year



97 999

Retail trade, excluding  
trade in cars and  
motorcycles

42 834

Wholesale trade,  
except for trade  
in cars and  
motorcycles

12 432

Wholesale and retail  
trade in cars and motorcycles  
and their repair

## By regions



The total number of enterprises and organizations operating in the field of trade in the following areas:

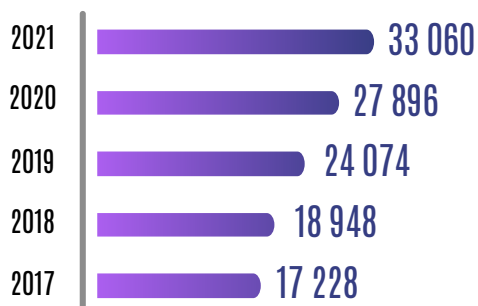
retail trade, except for the sale of cars and motorcycles, amounted to 63.9 %, the growth rate, compared to the corresponding period of the last year, reached 128.2 %;

wholesale trade, except for trade in cars and motorcycles, was fixed at 27.9 %, and the growth rate reached 123.3 %;

wholesale and retail trade in cars and motorcycles and their repair – 8.2 %, the growth rate was 124.7 %.

as of September 1, 2021

## Quantity, by year



3 082

Accommodation  
services

29 978

Food and  
beverage  
services

## By regions



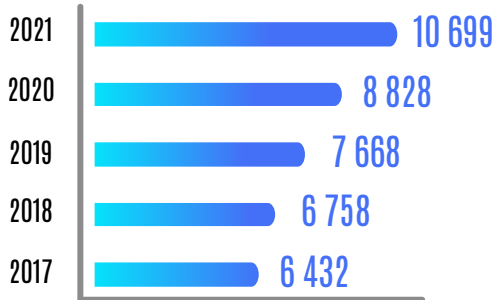
As of September 1, 2021, the number of enterprises amounted to 6.3 % of their total number in the country. The growth rate of the number of operating enterprises and organizations in the field of accommodation and catering services, if compared with the same period in 2019, reached 137.3 %.

Hotels, tourist camps, parks, recreation and entertainment towns are important areas of activity in the field of accommodation services and, as of September 1, 2021, the share of operating enterprises and organizations in the field of accommodation and catering services was 9.3 %.

Restaurants and services for the delivery of food, food on demand and other services for the delivery of food, as of September 1, 2021, account for 90.7 % of the services for the provision of food and beverages.

as of September 1, 2021

## Quantity, by year



1 677

Publishing activities

639

Production movies, videos,  
television programs,  
phonograms and music  
recordings

192

Activity on  
program creation  
and broadcasting

3 392

Computer programming  
consultations and other  
related services

3 190

Communication

1 609

Activities in the  
field of information  
services

## By regions



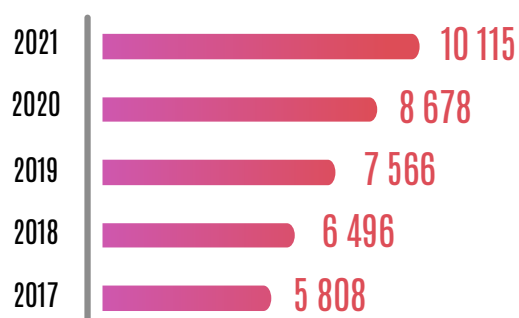
As of September 1, 2021, the number of enterprises and organizations engaged in the development of publishing, the production of films, video films, television programs, phonograms and music recordings, in the field of information and communications amounted to 21.6 %, the growth rate compared to the corresponding period 2020, reached 114.0 %.

The number of enterprises for the creation of programs, television and radio broadcasting and communications in the field of information and communications amounted to 31.6 %, the growth rate, if compared with the same period in 2020, reached 120.7 %.

The number of enterprises in computer programming and information services in the field of information and communications amounted to 46.8 %, the growth rate, compared to the same period last year, reached 125.0 %.

as of September 1, 2021

## Quantity, by year

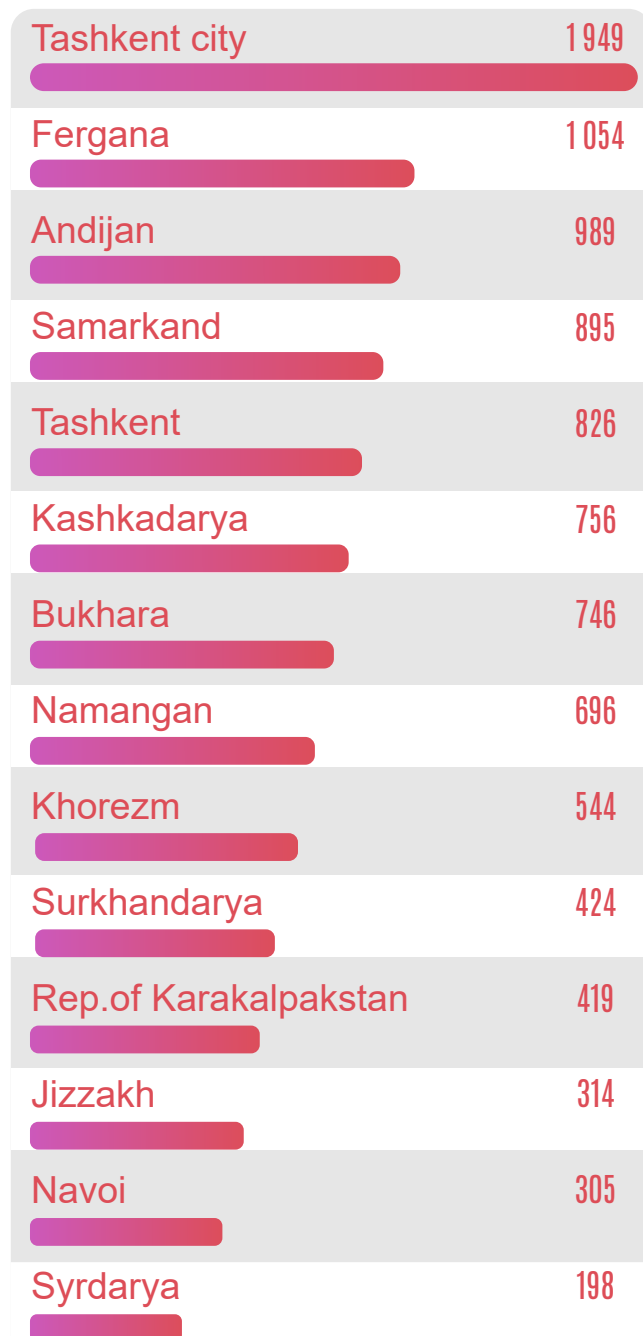


As of September 1, 2021, 95.1 % of enterprises in the field of health care and social services were enterprises in the field of health care and, when compared with the corresponding period of 2020, the growth rate reached 117.2 %.

The number of residential care establishments was 2.4 % and, compared to the same period in 2020, the growth rate reached 105.2 %.

The number of enterprises providing social services without providing accommodation in the field of health and social services amounted to 2.5 %, the growth rate, compared to the same period last year, reached 106.4 %.

## By regions



9 623

Activities in the  
field of health

242

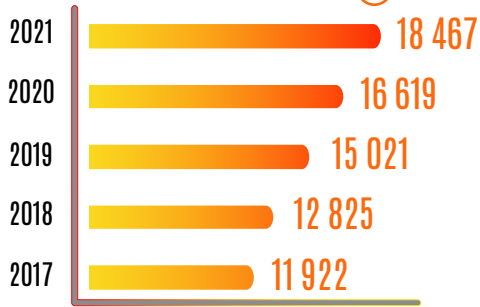
Care provided  
with accommodation

250

Providing social services  
without providing  
accommodation

as of September 1, 2021

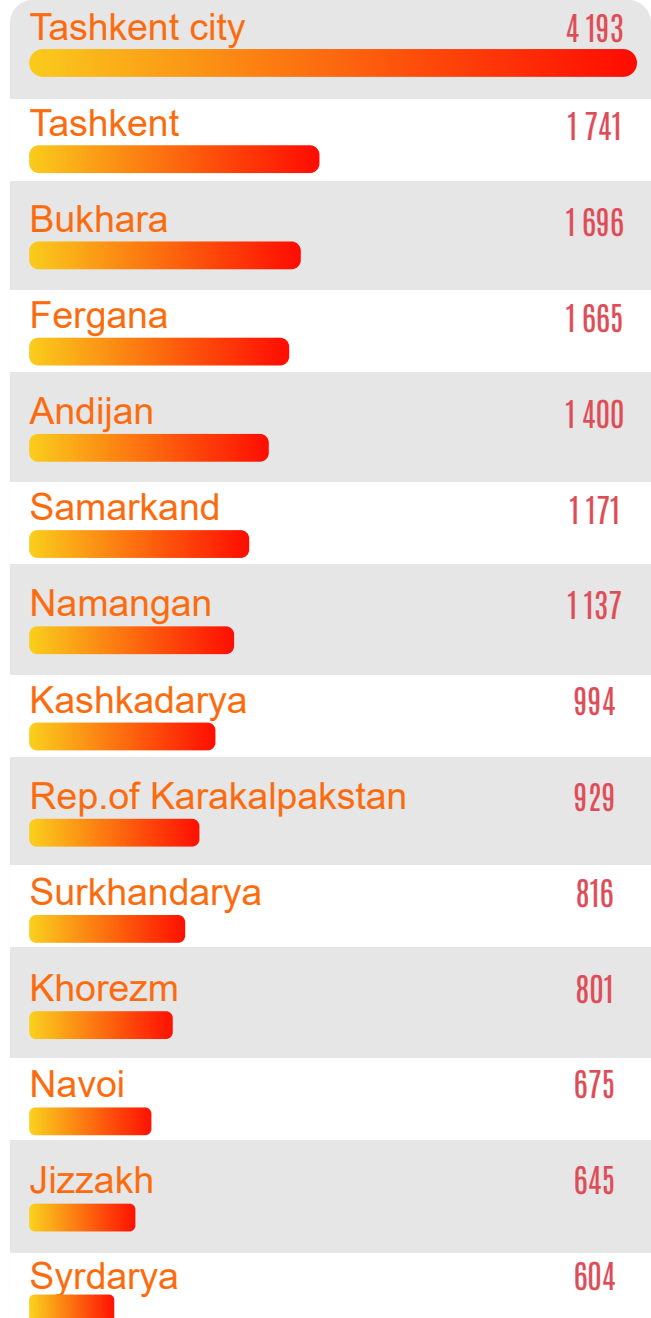
## Quantity, by year



As of September 1, 2021, the number of operating enterprises and organizations in the field of transportation and storage of the total number in the country amounted to 3.5 %.

The growth rates of enterprises and organizations in the field of land and pipeline transport, operating in transportation and storage, amounted to 110.4 %, compared to the corresponding period of 2020, in the field of warehousing and auxiliary transport activities, the growth rate was 109.2 %, postal and courier service – 132.1 %. The number of operating enterprises and organizations in the field of air transport increased by 1.9 times and, if compared with the same period in 2020, the number of enterprises and organizations in the field of water transport increased by 3.2 times.

## By regions

Land and  
pipeline  
transport

13 003

4 606

Warehousing  
and ancillary  
transport  
activitiesPostal and  
courier  
activities

766

79

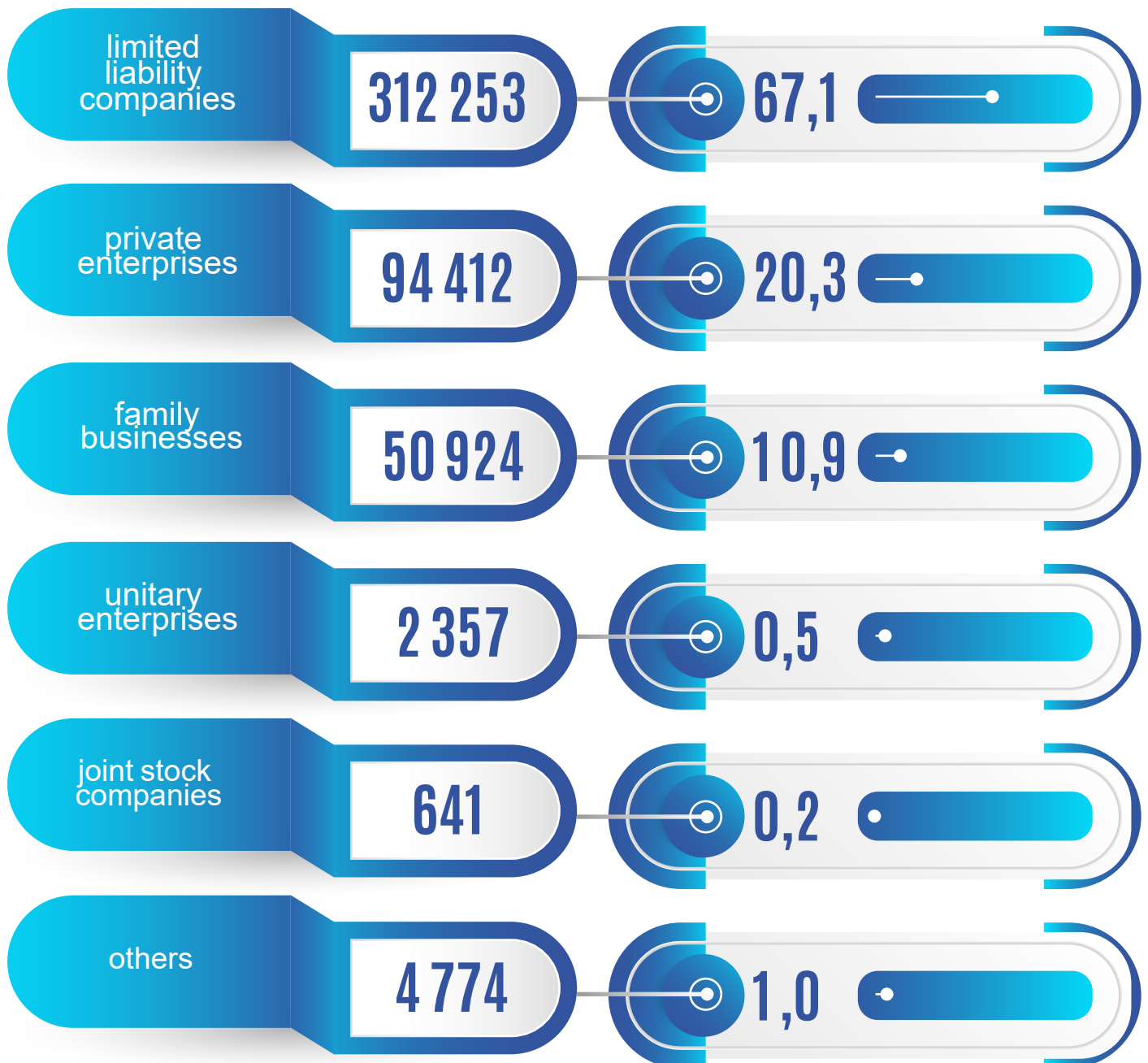
Air  
transportWater  
transport

13

as of September 1, 2021

Quantity, by year

Share of operating business entities



As you know, the organizational and legal form is understood as the method of consolidation (formation) and use by the subject of this or that property and the legal status and goals of activity arising from this. It is also used when solving problems related to:

formation of information resources of registers, registers and cadastres containing information about economic entities;

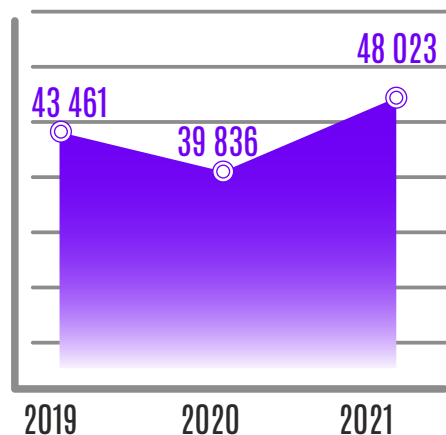
the development of statistical information within the framework of organizational and legal forms;

ensuring interdepartmental information exchange;

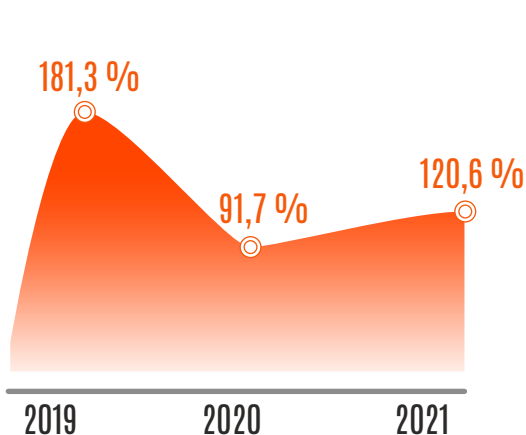
analysis and forecasting of socio-economic processes and phenomena

as of January-August, 2021

## Quantity, by year



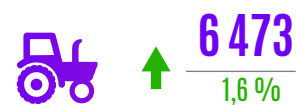
## Growth rate by year



## By regions



## By type of economic activity



Agriculture, forestry and fisheries



Trade



Information and communication



Industry



Transportation and storage



Health and social services



Construction



Accommodation and catering

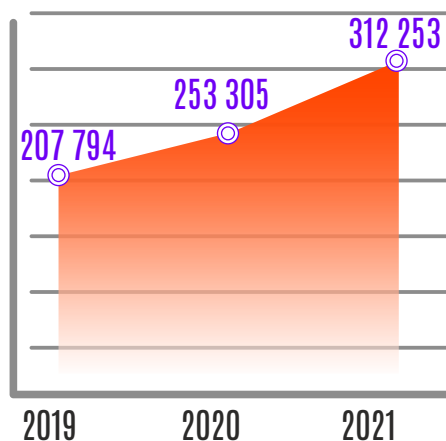


Other

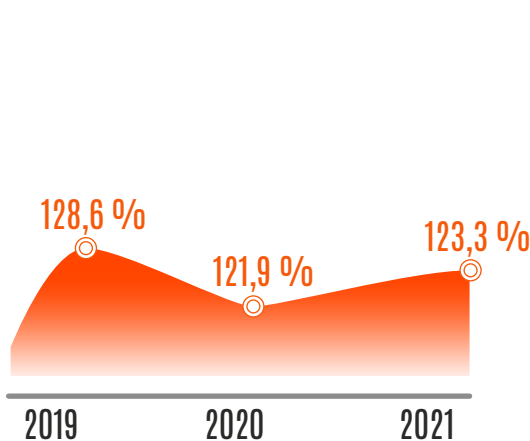
A limited liability company is a company founded by one or several persons, the authorized capital (authorized capital) of which is divided into the size of the share determined by the constituent documents. Members of a limited liability company are not liable for its obligations and bear the risk of losses associated with the activities of the company, within the value of their contributions. Also, participants in a limited liability company who have not fully made their contributions are jointly and severally liable for their obligations within the value of the unpaid part of the contribution of each of the participants.

as of September 1, 2021

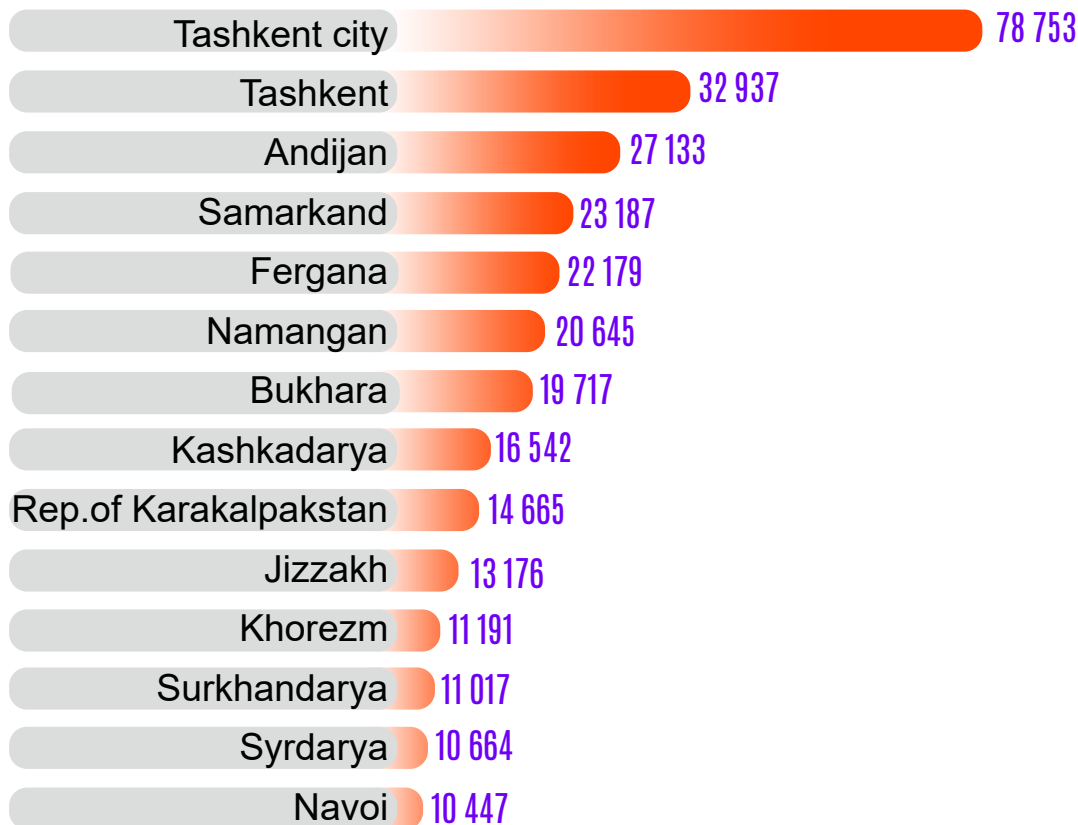
## Quantity, by year



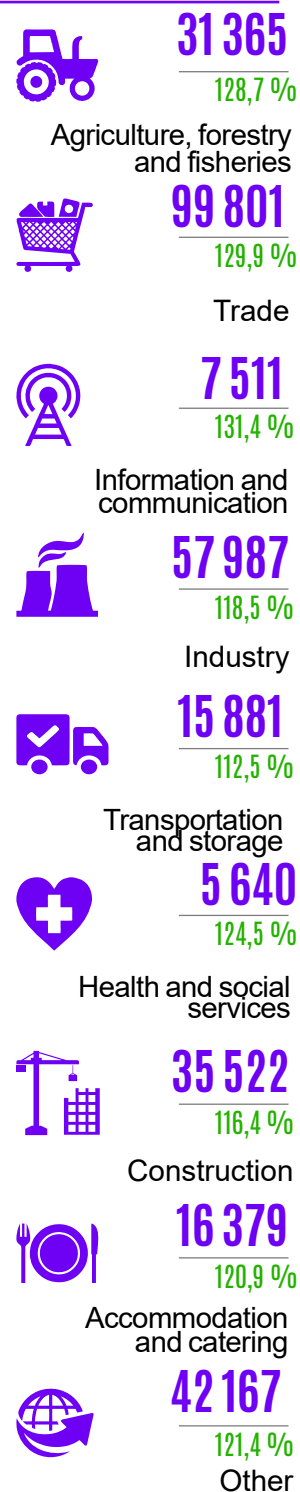
## Growth rate by year



## By regions



## By type of economic activity

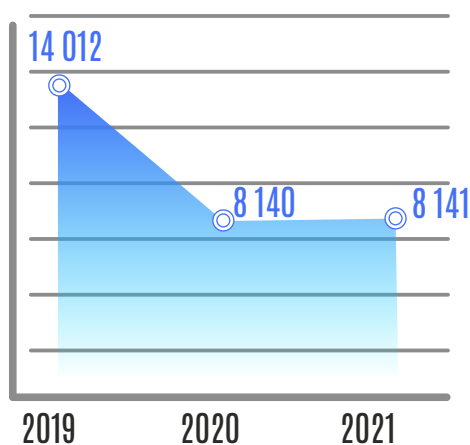


Of the 465.4 thousand operating commercial enterprises and organizations as of July 1, 2021, limited liability companies account for 312.3 thousand. Based on this, it can be concluded that limited liability companies are the most common form of implementation entrepreneurial activity in the country.

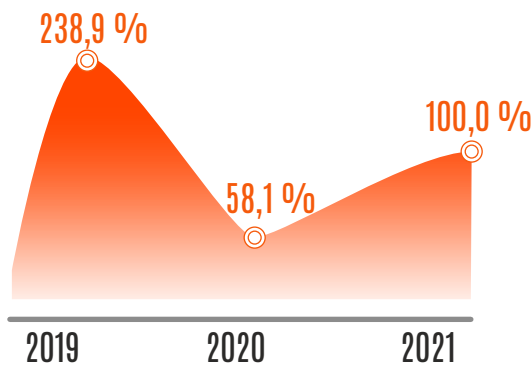
If we consider in the context of industries, the growth was recorded in the field of information and communication – 131.4 %, trade – 129.9 %, agriculture, forestry and fisheries – 128.7 %, healthcare and social services – 124.5 %, as well as in Kashkadarya – 137.8 %, Samarkand – 127.5 %, Fergana – 127.4 % and Rep.of Karakalpakstan – 126.1 %.

as of January-August, 2021

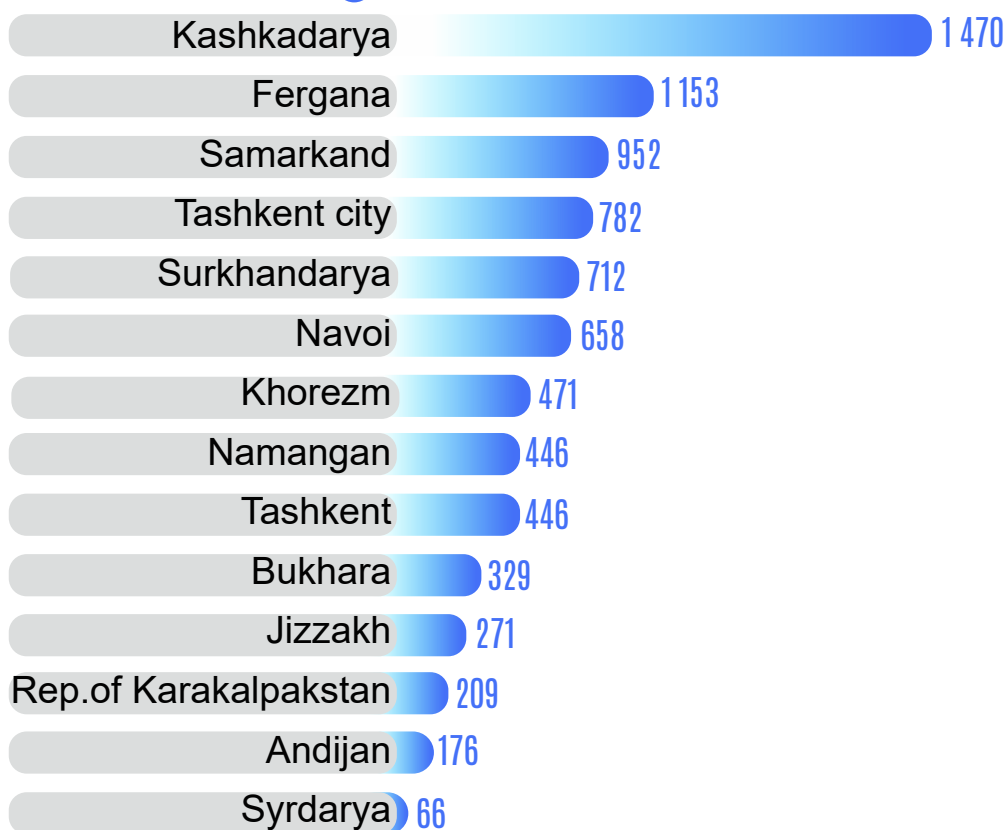
## Quantity, by year



## Growth rate by year



## By regions



## By type of economic activity



Agriculture, forestry and fisheries



Trade



Information and communication



Industry



Transportation and storage



Health and social services



Construction



Accommodation and catering



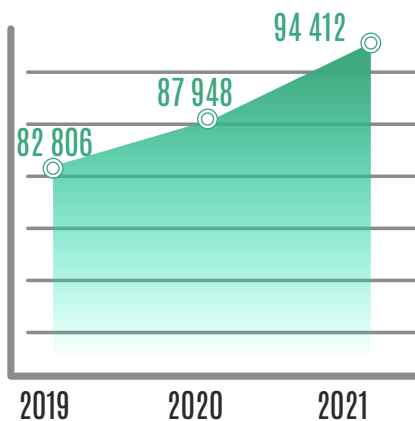
Other

A private enterprise is a commercial organization created and managed by an individual owner.  
A private enterprise is a legal form of business entities.

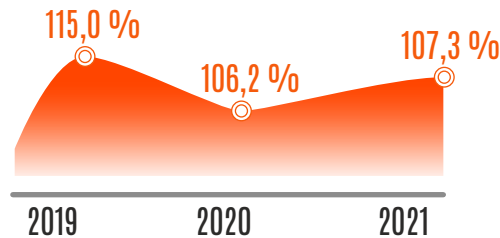
This organization owns separate property, can, on its own behalf, acquire and exercise property and personal non-property rights, bear obligations, act as a plaintiff and a defendant in court.

as of September 1, 2021

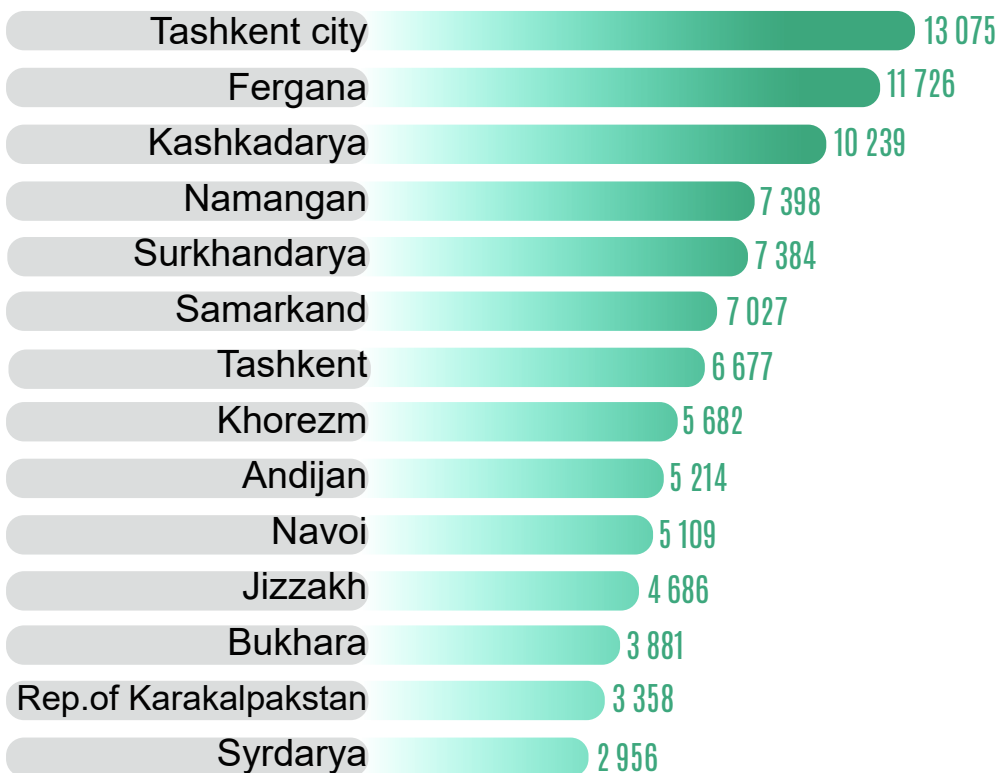
## Quantity, by year



## Growth rate by year



## By regions



## By type of economic activity



**6 810**  
104,2 %

Agriculture, forestry and fisheries



**36 907**  
111,7 %

Trade



**2 359**  
101,5 %

Information and communication



**16 763**  
106,0 %

Industry



**1 900**  
103,1 %

Transportation and storage



**2 465**  
108,9 %

Health and social services



**7 775**  
99,6 %

Construction



**8 196**  
107,9 %

Accommodation and catering



**11 237**  
104,6 %

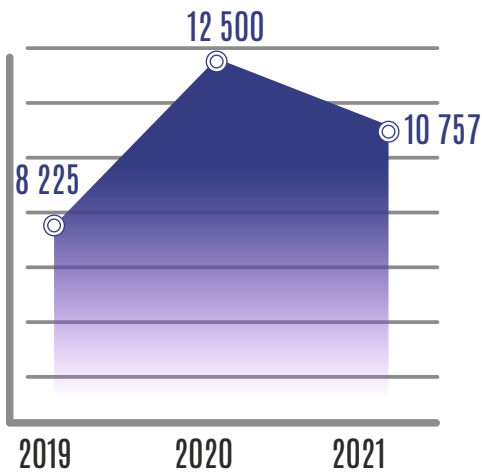
Other

Compared to the same period last year, then, as of July 1, 2021, the number of operating private enterprises increased by 7.3 %.

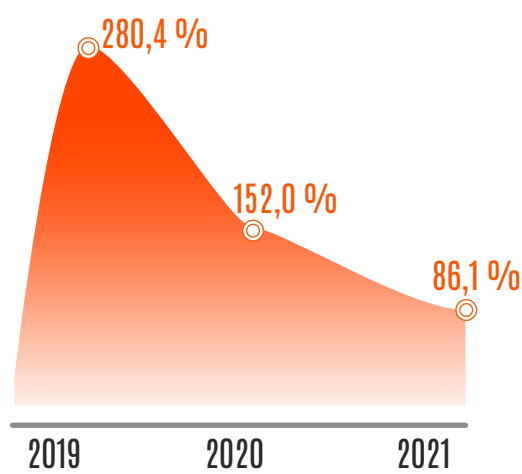
In terms of industries, growth was recorded in trade – 111.7 %, healthcare and social services – 108.9 %, accommodation and food services – 107.9 %, industry – 106.0 %, as well as in Samarkand – 116.1 %, Fergana – 114.6 %, Kashkadarya – 114.3 %, Khorezm – 110.8 %, Surkhandarya – 106.5 % and Jizzakh – 106.4 %.

as of January-August, 2021

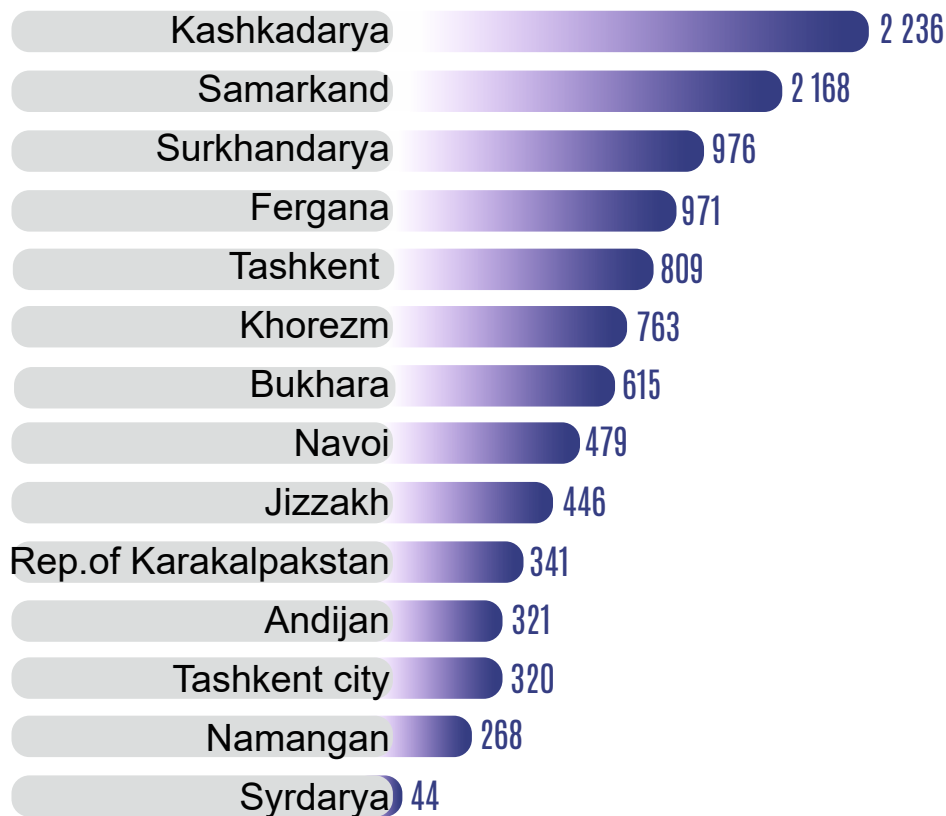
## Quantity, by year



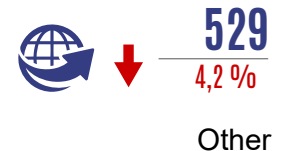
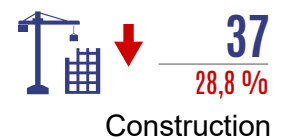

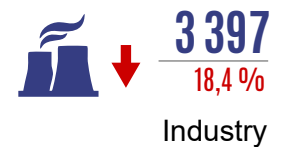

## Growth rate by year



## By regions



## By type of economic activity

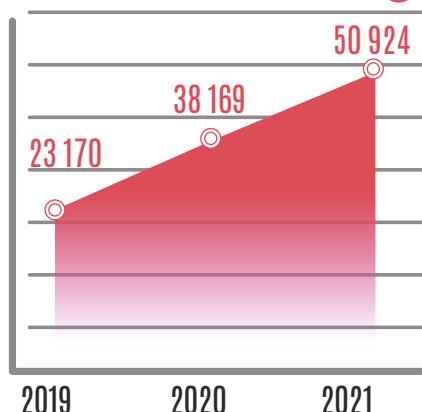


A family enterprise is a small business entity that is voluntarily created by its participants on the basis of common property that is shared or jointly owned by the participants in the family enterprise, as well as the property of each of the participants in the family enterprise for the production and sale of goods (works, services).

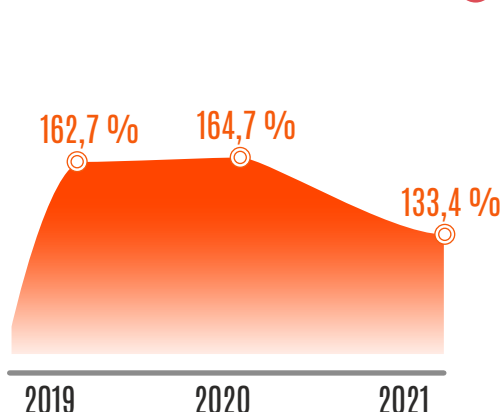
The activities of a family enterprise, which is one of the organizational and legal forms of business entities, is based on the personal work of its private owners.

as of September 1, 2021

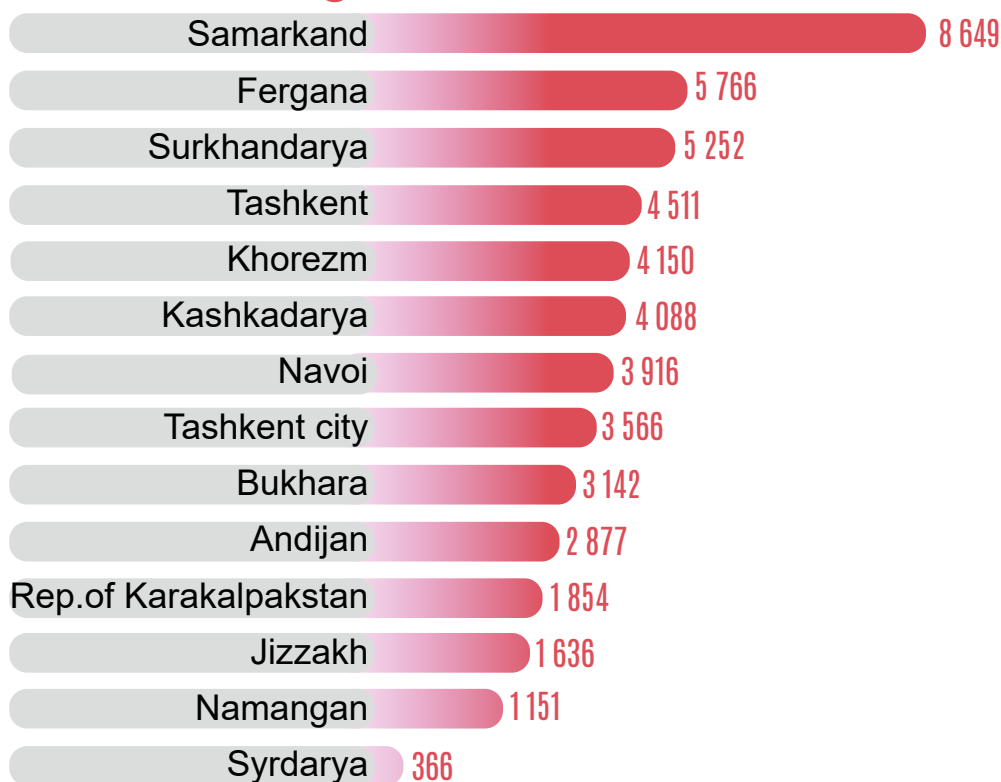
## Quantity, by year



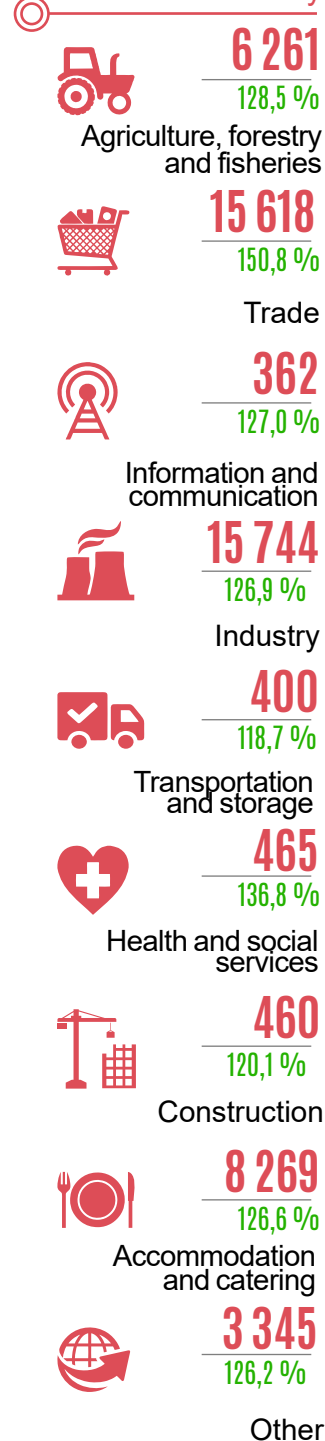
## Growth rate by year



## By regions



## By type of economic activity



As of September 1, 2021, the number of operating family businesses that have passed state registration as a legal entity amounted to 50 924, or 93.8 % of the number of registered family businesses. Compared to the previous year, the growth of their number averaged 133.4 %.

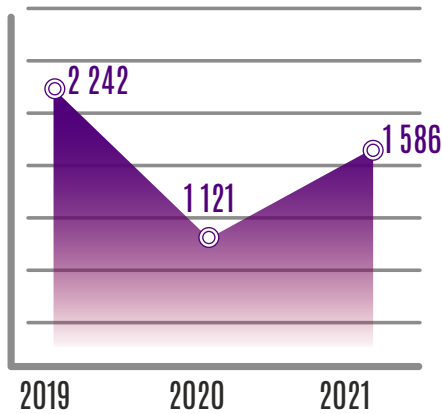
In terms of industries, growth, in particular, was observed in trade – 150.8 %, healthcare and social services – 136.8 %, agriculture, forestry and fisheries – 128.5 %, industry – 126.9 %, as well as in Kashkadarya – 243.0 %, Jizzakh – 152.0 %, Samarkand – 144.7 %, Namangan – 138.5 % and Fergana – 139.2 % regions.

## Section 4. Information about enterprises and organizations with foreign capital

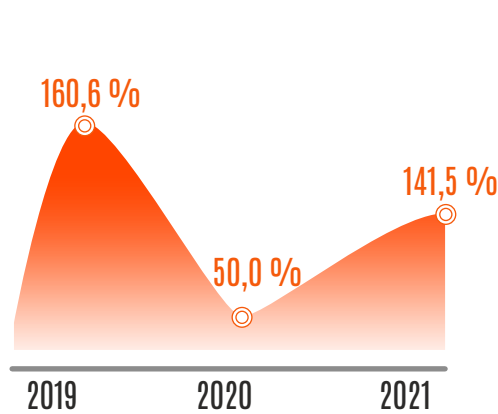
### Information about newly created enterprises and organizations with foreign capital

as of January-August, 2021

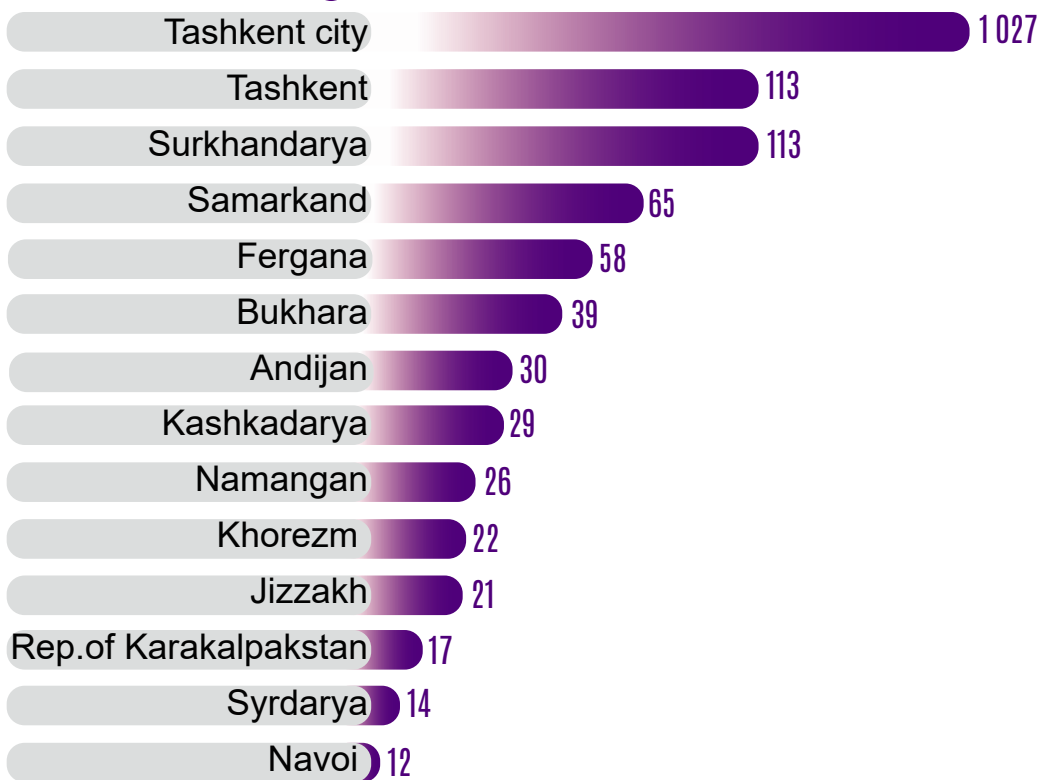
Quantity, by year



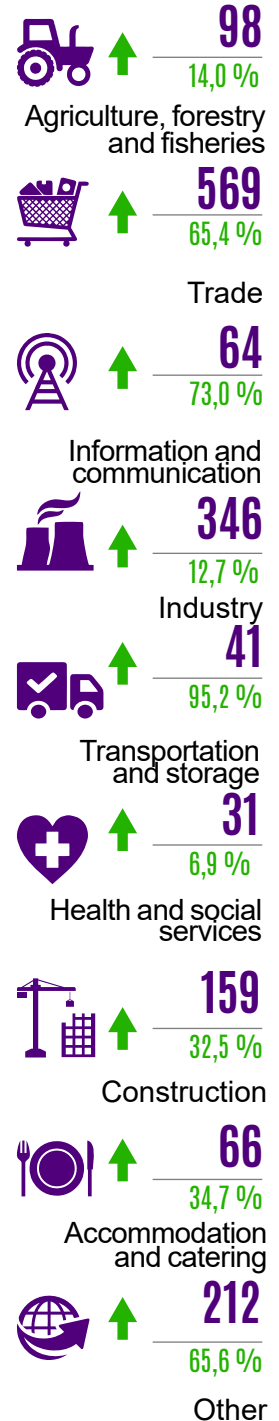
Growth rate by year



By regions



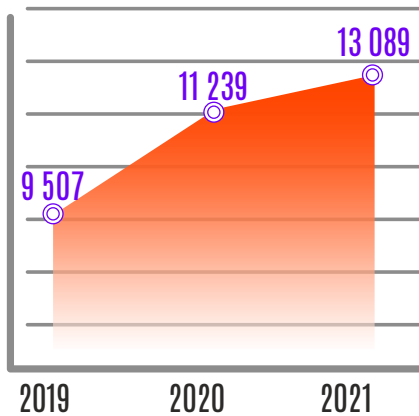
By type of economic activity



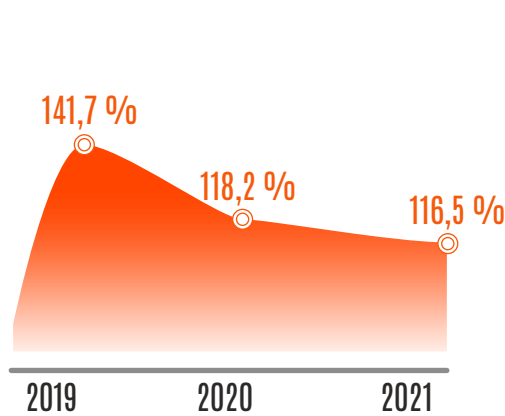
The system of financial and economic incentives for foreign investors is an important factor in investment attractiveness, and as a result of the work carried out in our country to develop international economic cooperation, there has been a significant increase in the number of enterprises with foreign investments. Thus, in comparison with the corresponding period of 2017, in January-August 2021, the number of newly created enterprises and organizations increased by 3.3 times.

as of September 1, 2021

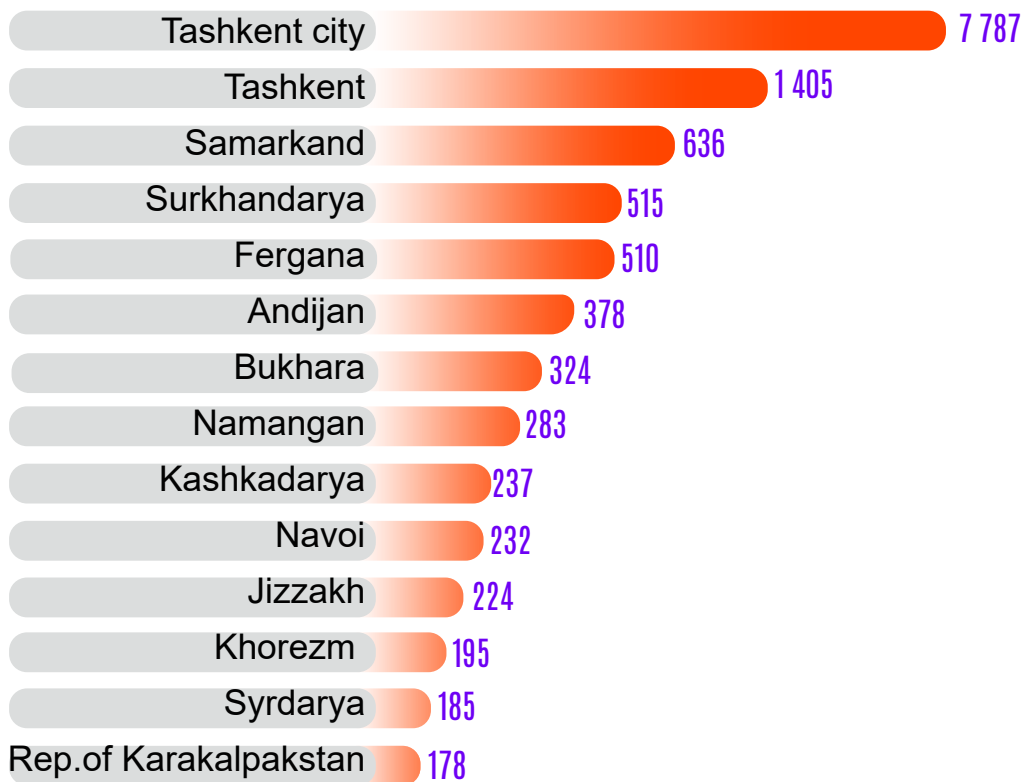
## Quantity, by year



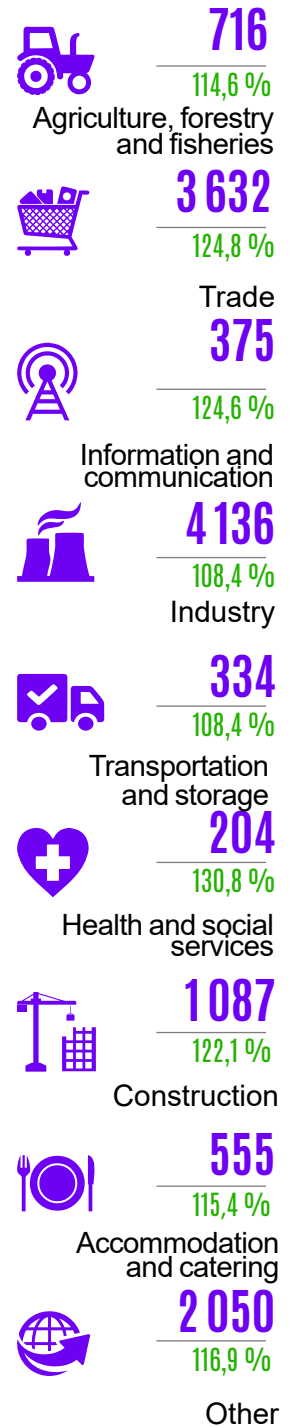
## Growth rate by year



## By regions



## By type of economic activity



As of September 1, 2021, the number of operating enterprises with the participation of foreign capital in the republic amounted to 13 089 units. Compared to last year, the growth rate was 116.5 %, or 1 850 units.

In the context of industries, growth was observed in health care and social services – 130.8 %, trade – 124.8 %, information and communications – 124.6 %, construction – 122.1 %, as well as in Surkhandarya – 131.0 %, Khorezm – 127.5 %, Fergana – 118.9 %, Tashkent city – 117.9 %, Jizzakh – 117.3 %, Samarkand – 115.6 % and Andijan – 114.9 %.

as of January-August, 2021



Uzbekistan is carrying out comprehensive economic and social reforms aimed at accelerating the development of economic growth, expanding international relations and creating favorable legal conditions for foreign direct investment. The country's strategic geographic location, rich and diverse natural resources, and a sizable domestic market of 34.9 million people represent enormous potential for investment and growth. The government of the republic pays close attention to increasing foreign investment in order to stimulate business development and introduce modern technologies to improve the well-being of its citizens.

as of September 1, 2021



The characteristic features of the new foreign policy of Uzbekistan are the desire for openness, pragmatism, predictability, focus on the priorities of long-term sustainable development, strengthening good-neighborly relations with neighboring countries, expanding international cooperation on an equal basis.

It should be noted that out of the total number of operating enterprises with foreign capital participation, 6 096 of them are joint ventures and 6 993 are foreign.

# Information on the number of operating joint ventures and foreign companies by region

as of September 1, 2021

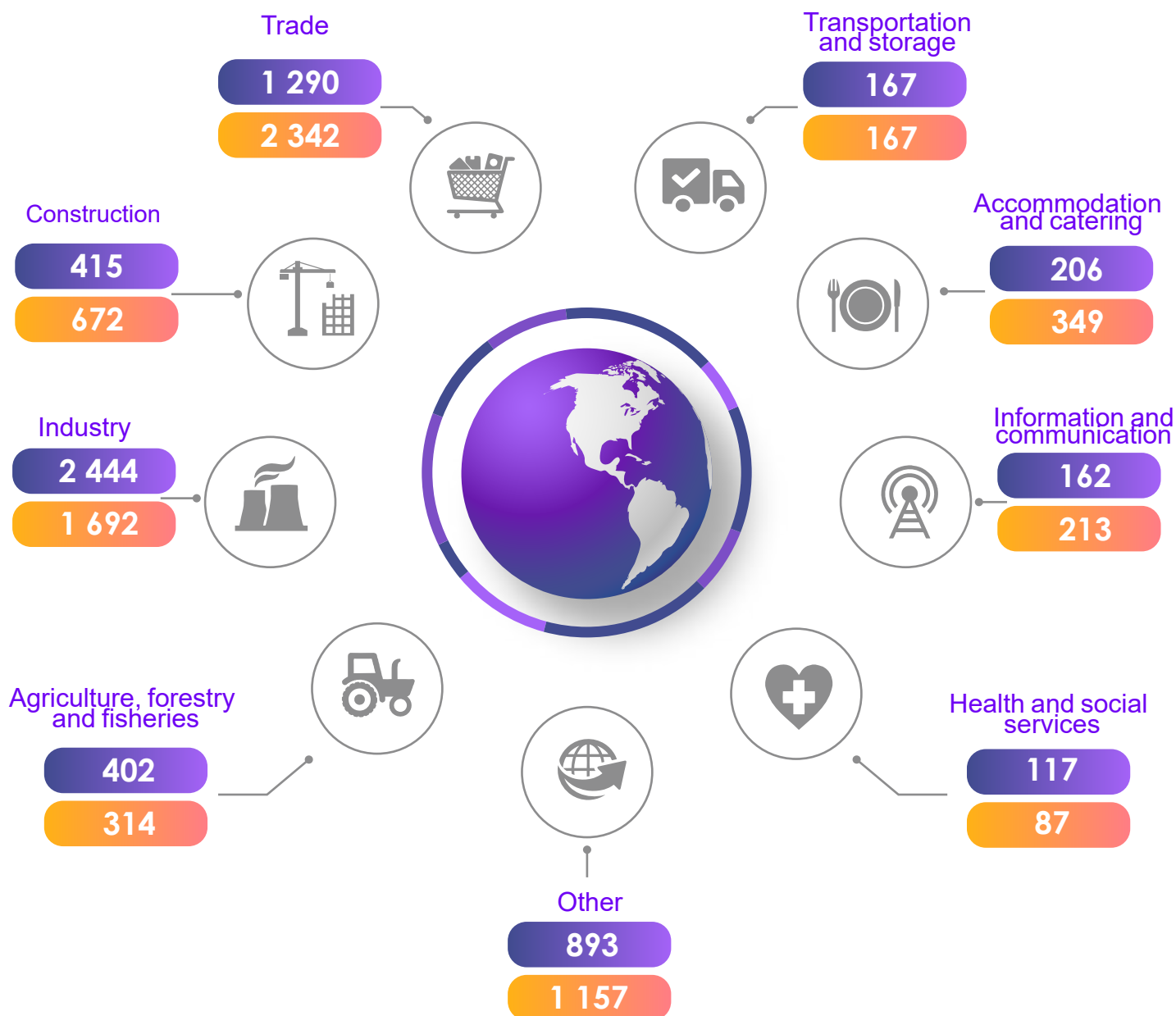
Joint ventures

Foreign enterprises



# Information on the number of operating joint ventures and foreign enterprises by type of economic activity

as of September 1, 2021



joint ventures

foreign enterprises

The most important goal of the Action Strategy for the five priority areas of development of the Republic of Uzbekistan for 2017–2021 is the further development of international economic cooperation. Thus, the increase in the number of enterprises with foreign investment is primarily due to political stability and the improvement of the legal framework for investment activities in the country.

**The Unified State Register of Enterprises and Organizations** is an automated system containing periodically updated information of a reference character, provides state accounting and identification of enterprises and organizations on the basis of a unified classification system.

**Registered** – legal entities that have passed state registration with the registration authority in the prescribed manner and have legal entities in the State Register (with the exception of liquidated legal entities).

**Active** – legal entities that have passed state registration with the registration authority in the prescribed manner, and have not submitted information to the state statistics authorities about the failure to carry out or the completion of financial and economic activities.

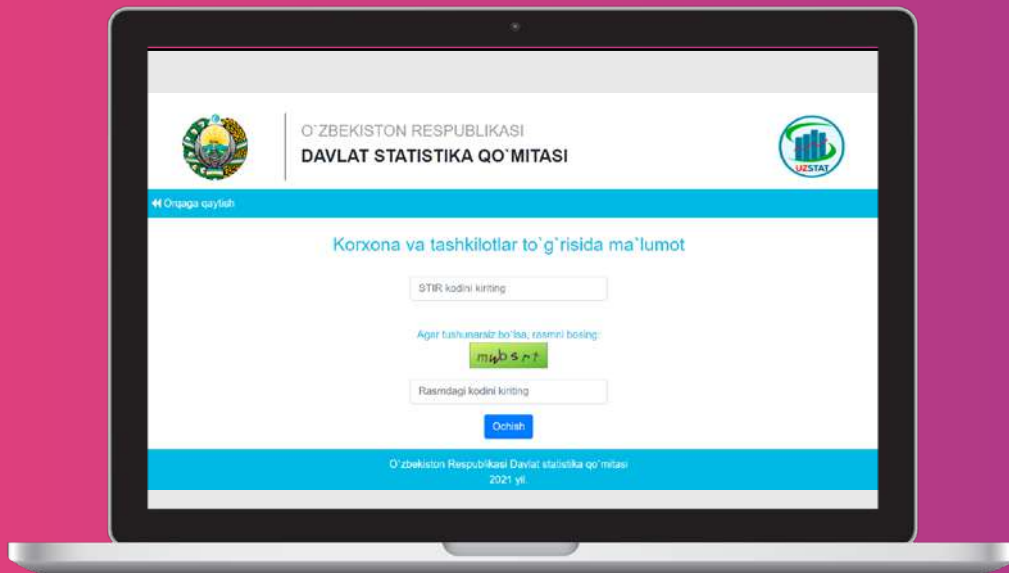
**Newly created** – legal entities that have passed state registration with the registration authority in the prescribed manner and are entered (newly included) in the state register of legal entities.

**The level of activity of legal entities** is the percentage of legal entities inactive at a specified time to the total number of registered legal entities.

**Small enterprises and micro-firms** are organizations related to small businesses in accordance with Appendix 1 to the Resolution of the Cabinet of Ministers of the Republic of Uzbekistan dated August 24, 2016 No. 275 “On measures to transfer to the international system of classification of types of economic activity”.

**Enterprises with the participation of foreign capital** – enterprises with the participation of non-residents, foreign legal entities (branches and divisions of foreign firms), foreign citizens and stateless persons in the authorized capital of the enterprise.

Information on enterprises and organizations was compiled on the basis of the database of the Agency for public services under the Ministry of Justice of the Republic of Uzbekistan as of September 1, 2021 (excluding farms and dekhkan farms).



For external users, interactive services are available on the [stat.uz](http://stat.uz) website that provide access to the database of the Unified State Register of Enterprises and Organizations (USRPO).

**Maintenance and system  
maintenance  
of statistical registers  
Tel. 71 202-80-90 (91)**

