

# INFORMATION ON DEMOGRAPHY OF ENTERPRISES AND ORGANIZATIONS IN THE REPUBLIC OF UZBEKISTAN

*as of November 1, 2021  
(excluding farms and dehkans)*



THE STATE COMMITTEE OF THE  
REPUBLIC OF UZBEKISTAN ON  
STATISTICS



The central place in the national economic complex of any country is occupied by an enterprise, since it is it that creates the national income, simultaneously acting as a producer and ensuring the reproduction process on the basis of self-sufficiency and independence.

It is known that the volume of the created gross national product, the socio-economic development of society, the degree of satisfaction with the material and spiritual benefits of the country's population depend on the success of individual enterprises.

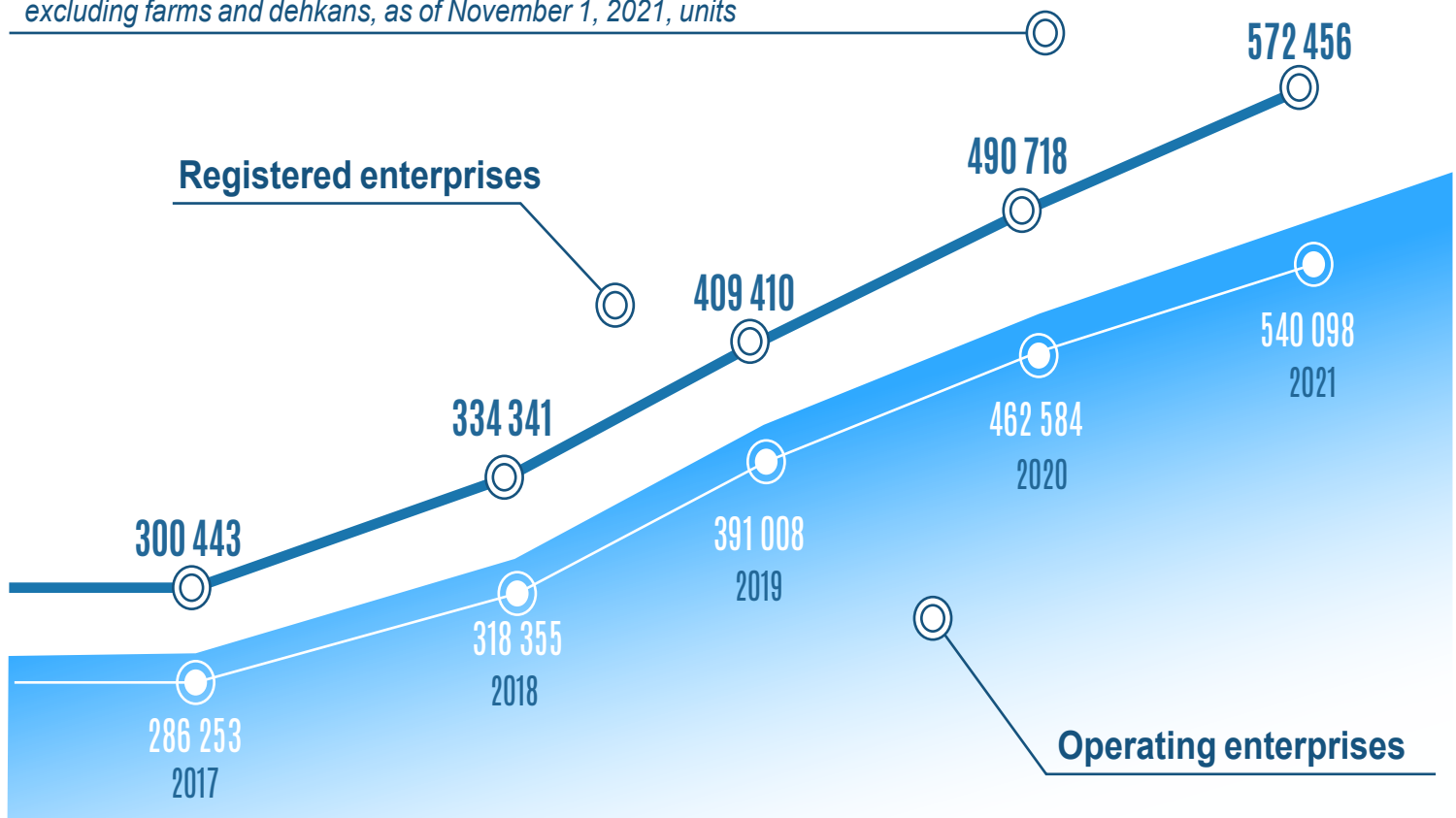
It is generally accepted that its optimal sizes are those that, with minimal production costs, provide the most favorable conditions for using the achievements of science and technology and, at the same time, efficient production of high-quality products is achieved, in other words, the enterprise is such a form of organization of the economy, with which the individual consumer and producer interact through the market in order to solve three main economic problems: what, how and for whom to produce. At the same time, none of the entrepreneurs and organizations is consciously engaged in solving this triad of economic problems (in the element of the market, everyone solves them at the individual level).

As you know, in a market system, everything has a price. The market economy serves to unconsciously coordinate people and businesses through a system of prices and markets. If we take all the variety of markets, then we get a broad system that spontaneously ensures the equilibrium of prices and production through trial and error.

Relations associated with enterprises in Uzbekistan are governed by the legislation of this country, which includes tax, customs, currency, financial, investment and other legislation that regulates certain features, aspects and types of activities of enterprises.

### General information about enterprises and organizations

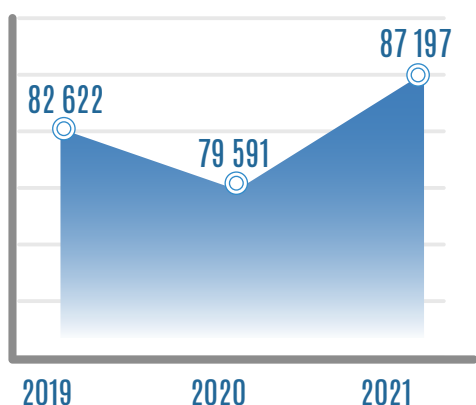
*excluding farms and dehkans, as of November 1, 2021, units*



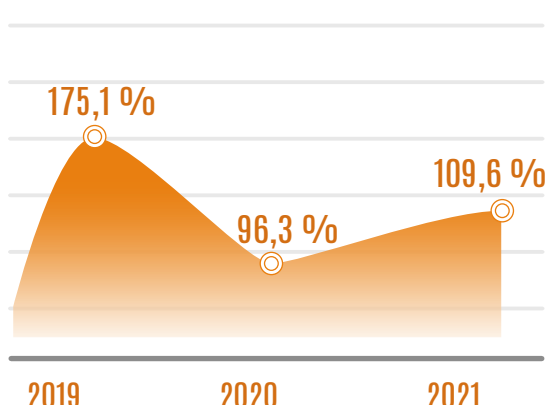
## Information about the newly created enterprises and organizations

as of January-October, 2021

Quantity, by year



Growth rate by year



By type of economic activity



Agriculture, forestry and fisheries



Trade



Information and communication



Industry



Transportation and storage



Health and social services



Construction

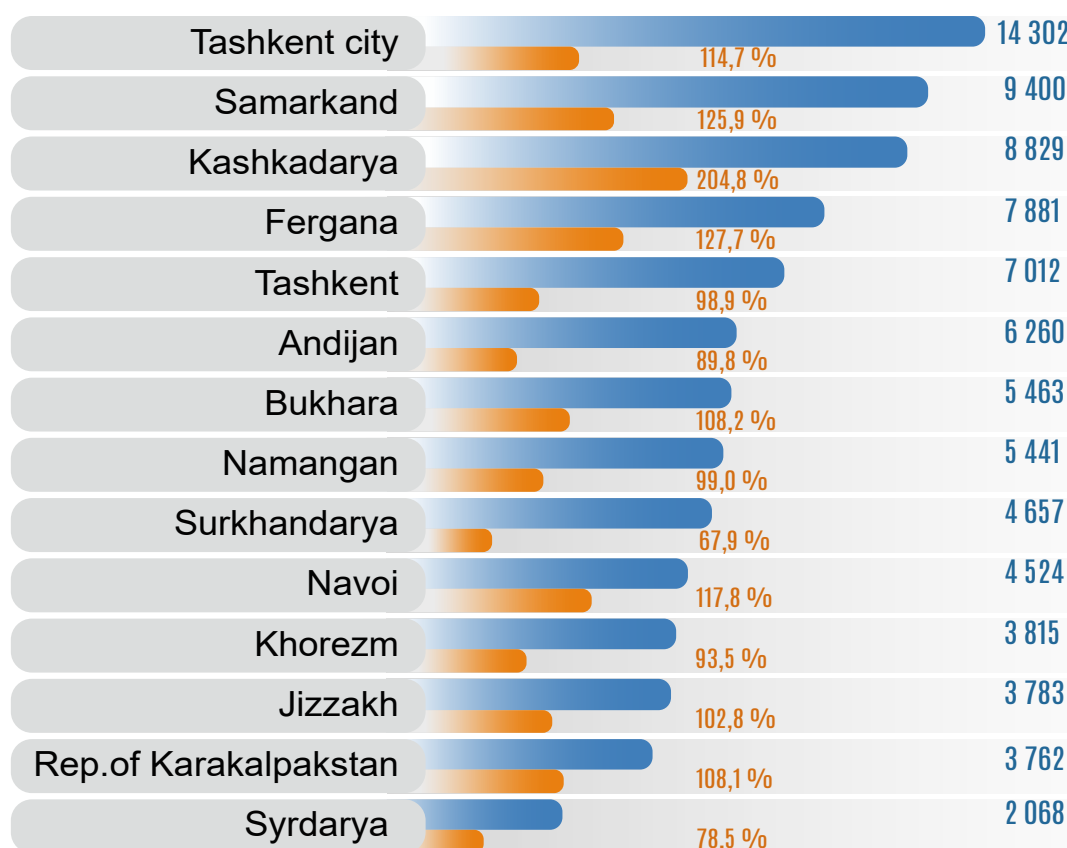


Accommodation and catering



Other

By regions

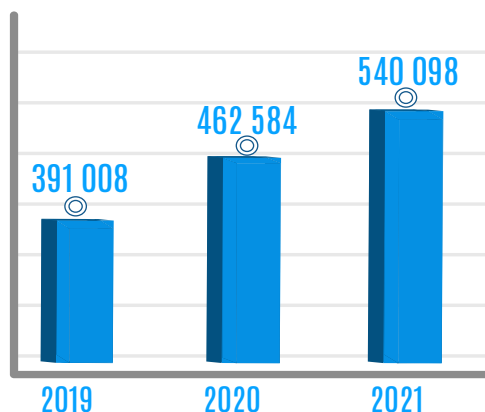


In January–October 2021, the number of newly created enterprises and organizations amounted to 87,2 thousand units.

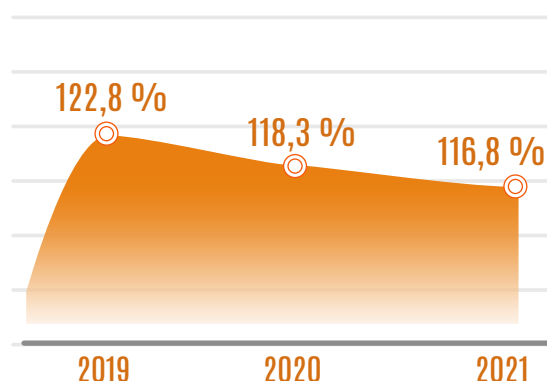
Compared to the same period last year, this indicator increased by 7 606 units, and the growth rate was 109.6 %.

Compared to last year, in the regional context, there was a significant increase in the number of newly created enterprises and organizations, in particular in the Kashkadarya (by 4 518 units), Samarkand (1 933 units) regions, the city of Tashkent (by 1 837 units), as well as in Fergana (by 1 710 units) regions.

## Quantity, by year



## Growth rate by year



## By type of economic activity



Agriculture, forestry and fisheries



Trade



Information and communication



Industry



Transportation and storage



Health and social services



Construction

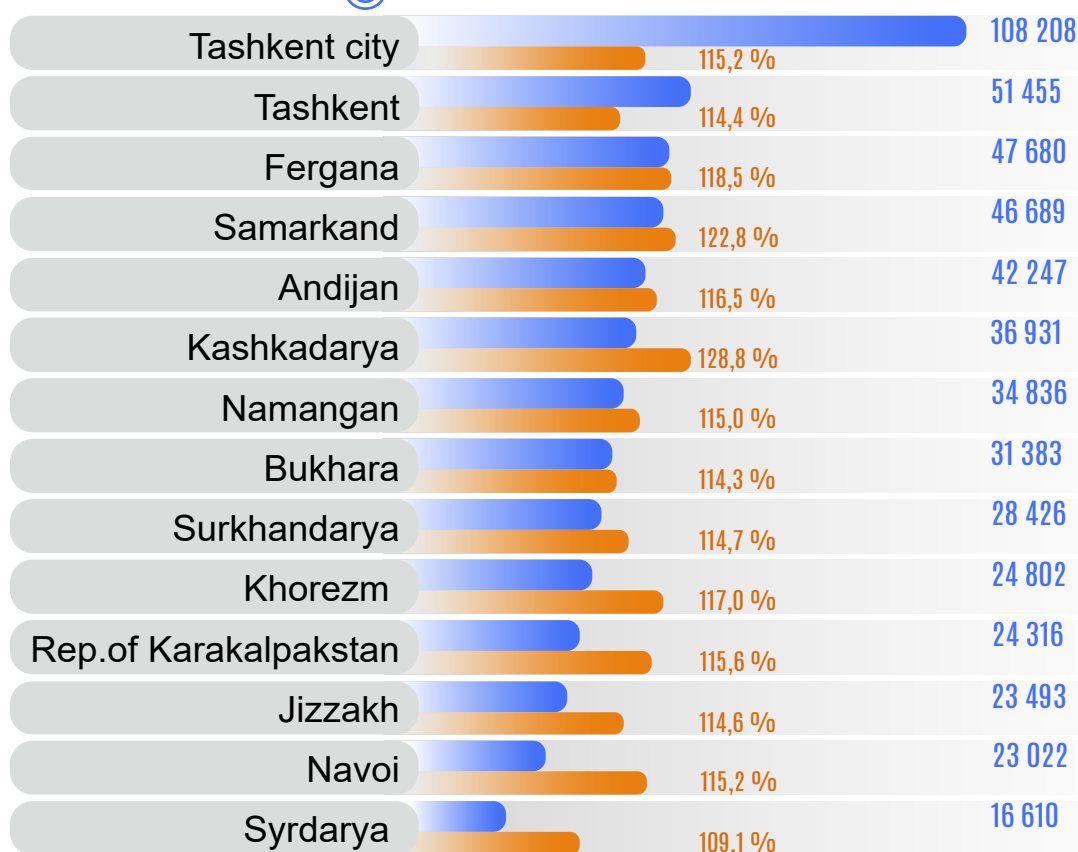


Accommodation and catering



Other

## By regions

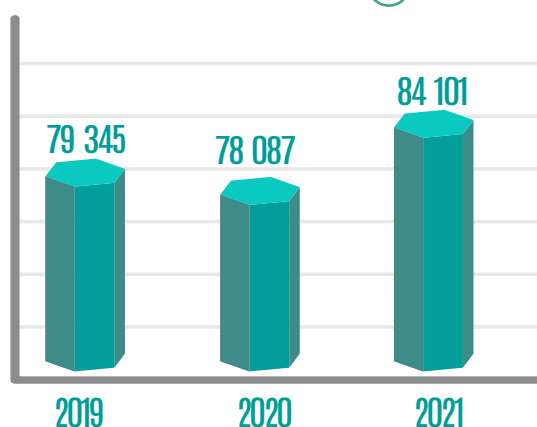


As of November 1, 2021, the number of operating enterprises and organizations increased by 77 514 units and, if compared with the corresponding period of 2020 (462 584 units), then the growth rate was 116.8 %.

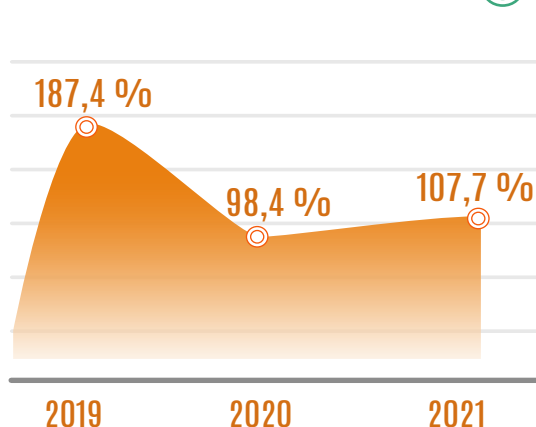
Compared to last year, in the regional context, a significant increase in the number of operating business entities was recorded, in particular in the city of Tashkent (by 14 248 units), Samarkand (by 8 677 units) and Kashkadarya (by 8 267 units) regions.

In terms of industries, if we compare with last year, the highest level was demonstrated by the trade sector – by 31 353 units, industry – by 12 463 units, followed by agriculture, forestry and fisheries – by 8 094 units, health care and provision social services – only 1 418 units.

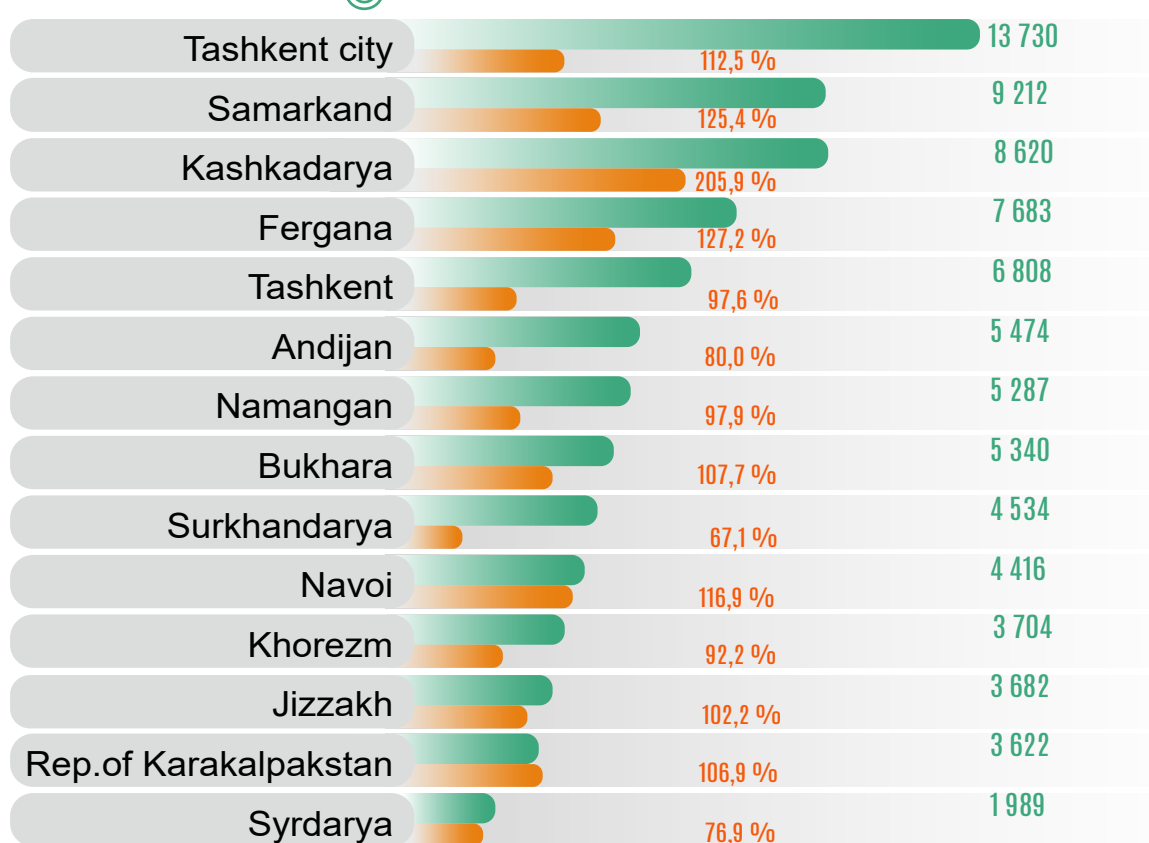
## Quantity, by year



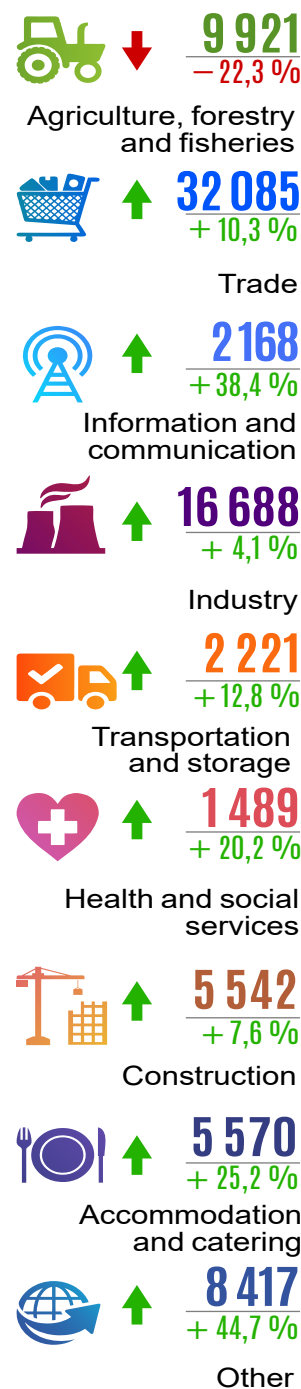
## Growth rate by year



## By regions



## By type of economic activity



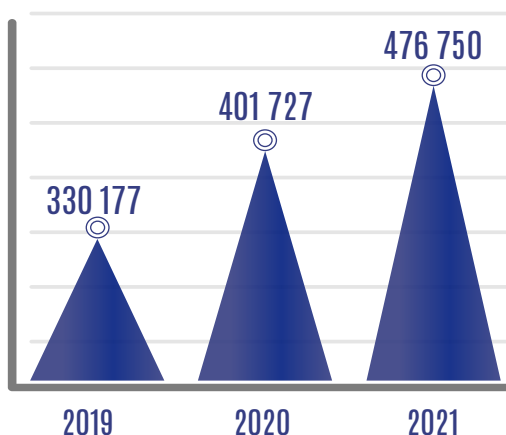
The analysis showed that approximately 50 % of business entities in Uzbekistan were created over the past three years.

Compared to last year, in the regional context, there was a significant increase in the number of newly created business entities, for example, in the Kashkadarya region (by 4 434 units), Samarkand (by 1 866 units), Fergana (by 1 641 units) regions and the city of Tashkent (by 1 528 units).

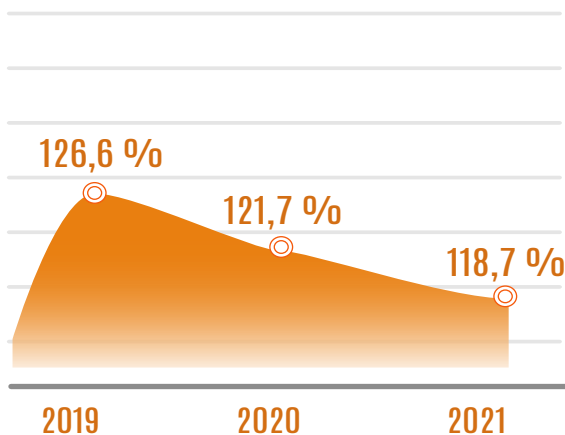
In terms of industries, if we compare with last year, the highest level was demonstrated by trade – by 2 994 units, accommodation and catering – by 1 121 units, information and communication – by only 601 units.

as of November 1, 2021

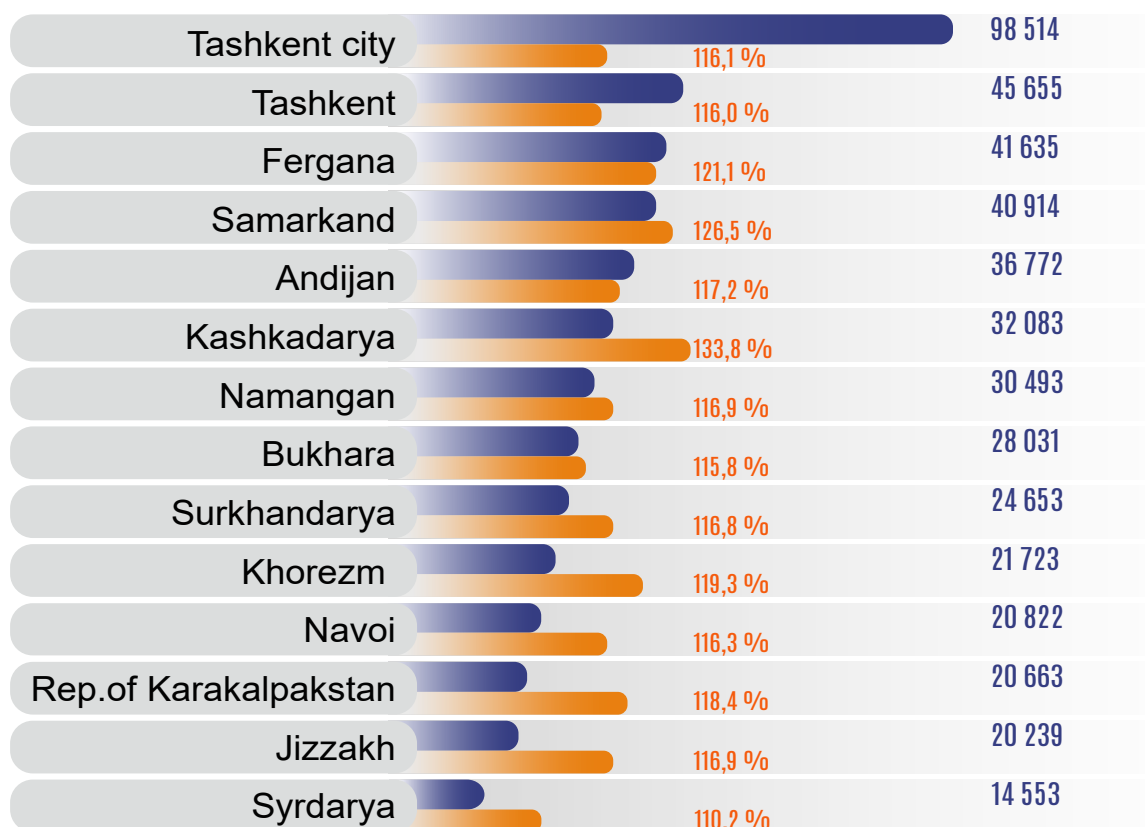
## Quantity, by year



## Growth rate by year



## By regions



## By type of economic activity



Agriculture, forestry and fisheries



Trade



Information and communication



Industry



Transportation and storage



Health and social services



Construction



Accommodation and catering

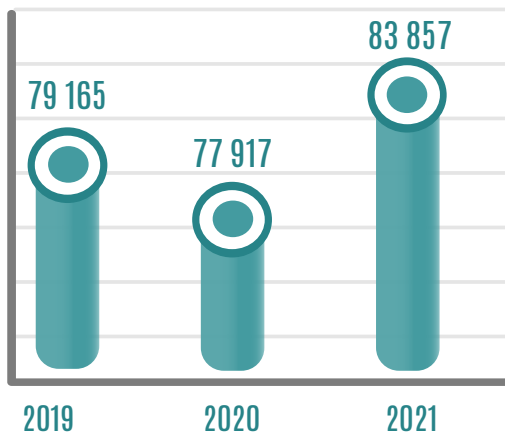


Other

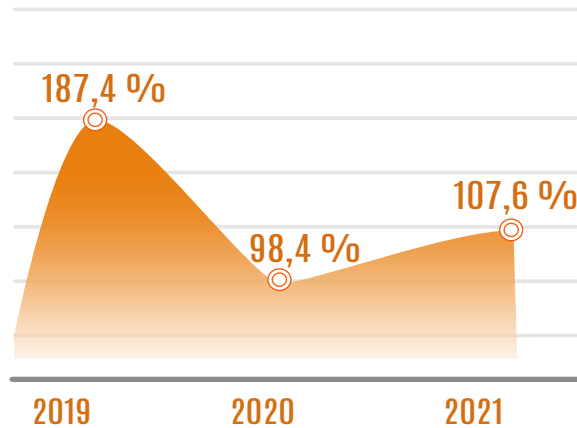
Of the total number of operating enterprises and organizations, a significant share falls on business entities – 476 750 units, or 88.3 %. Their growth rates, if compared with the same period last year, amounted to 118.7 %.

In the context of industries, growth was observed in trade – 124.7 %, agriculture, forestry and fisheries – 120.7 %, information and communication – 120.1 %, as well as in Kashkadarya – 133.8 %, Samarkand – 126.5 %, Fergana – 121.1 %, Khorezm – 119.3 % and Rep.of Karakalpakstan – 118.4 %.

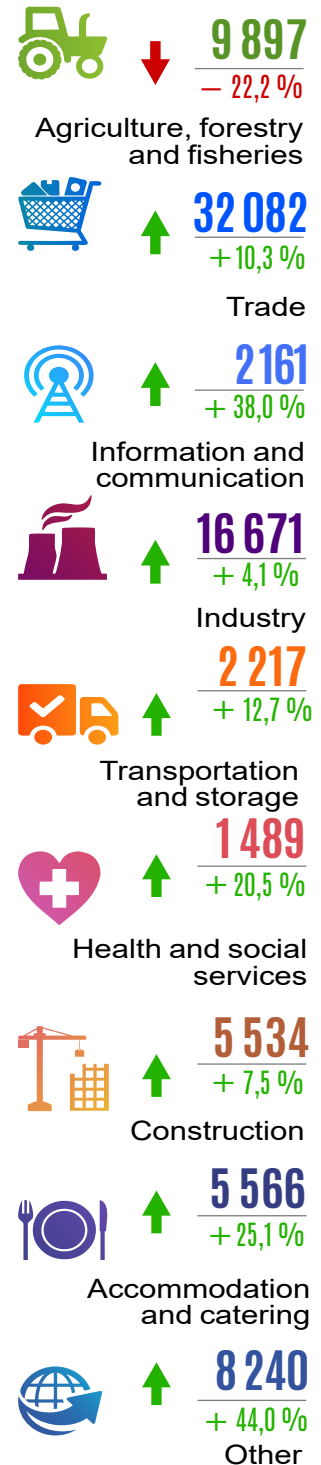
## Quantity, by year



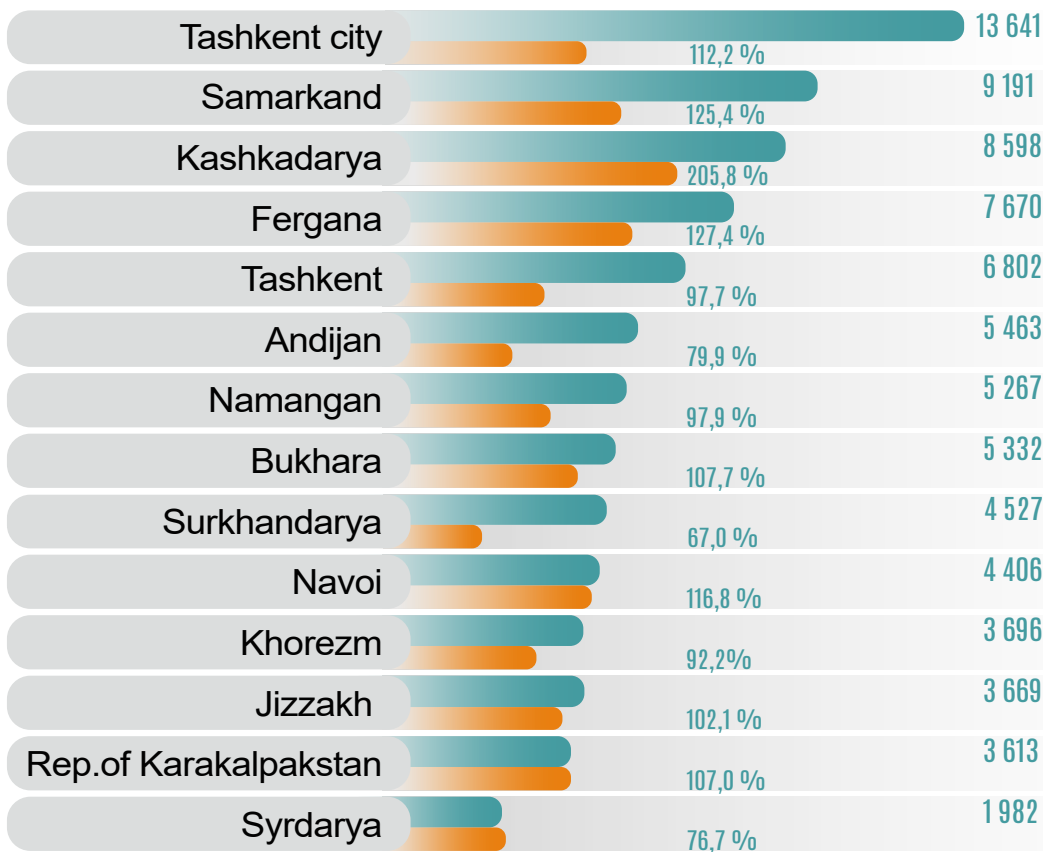
## Growth rate by year



## By type of economic activity



## By regions

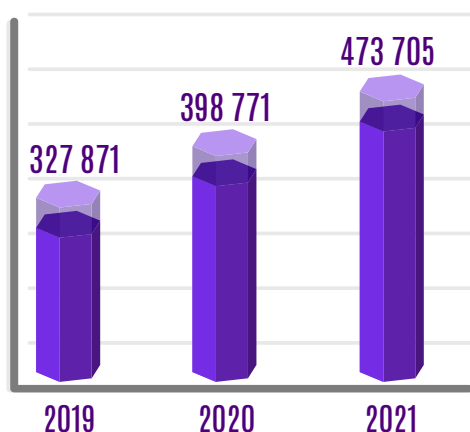


As you know, small business and private entrepreneurship are developing at an accelerated pace in Uzbekistan. Thus, a number of favorable legal and economic conditions have been created for domestic entrepreneurs and investors.

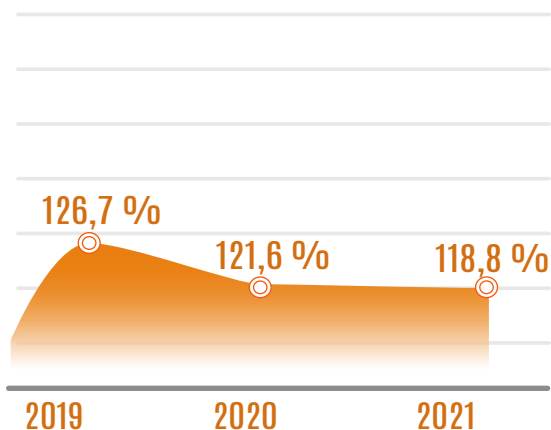
It should be especially noted that even during the pandemic, entrepreneurs made a worthy contribution to the sustainable functioning of the state's economy.

Compared to the same period in 2017, the growth rate of the number of newly created enterprises amounted to 252.9 %.

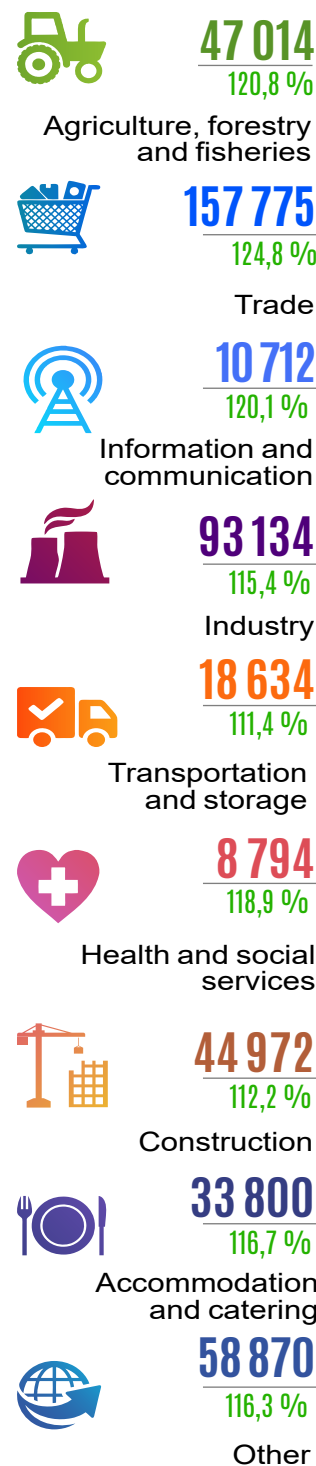
## Quantity, by year



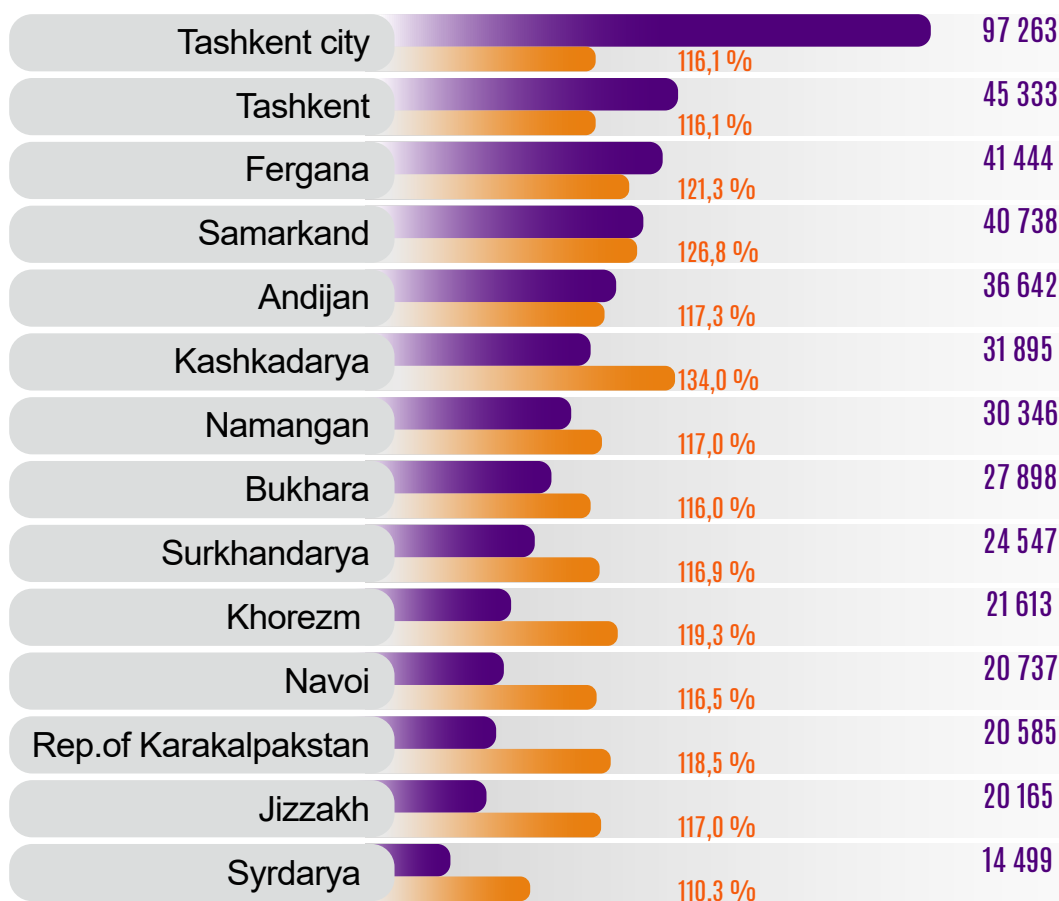
## Growth rate by year



## By type of economic activity



## By regions

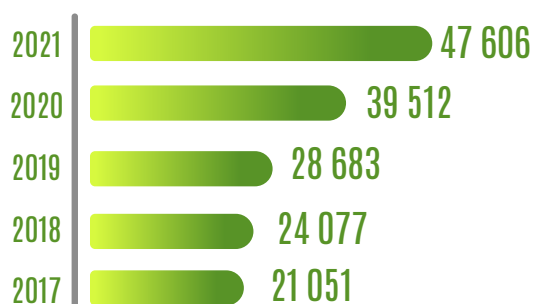


The number of operating small businesses as of November 1, 2021 increased by 74 934 units and, compared with the corresponding period of 2020, the growth rate was 118.8 %.

In the context of industries, growth was recorded in trade – 124.8 %, agriculture, forestry and fisheries – 120.8 %, information and communication – 120.1 %, industry – 115.4 %, as well as in Kashkadarya – 134.0 %, Samarkand – 126.8 %, Fergana – 121.3 % and Khorezm – 119.3 % regions.

### Information about enterprises and organizations engaged in agricultural, forestry and fishing activities as of November 1, 2021

#### Quantity, by year



43 834

Crop and animal husbandry,  
hunting and the provision of  
services in these areas

255

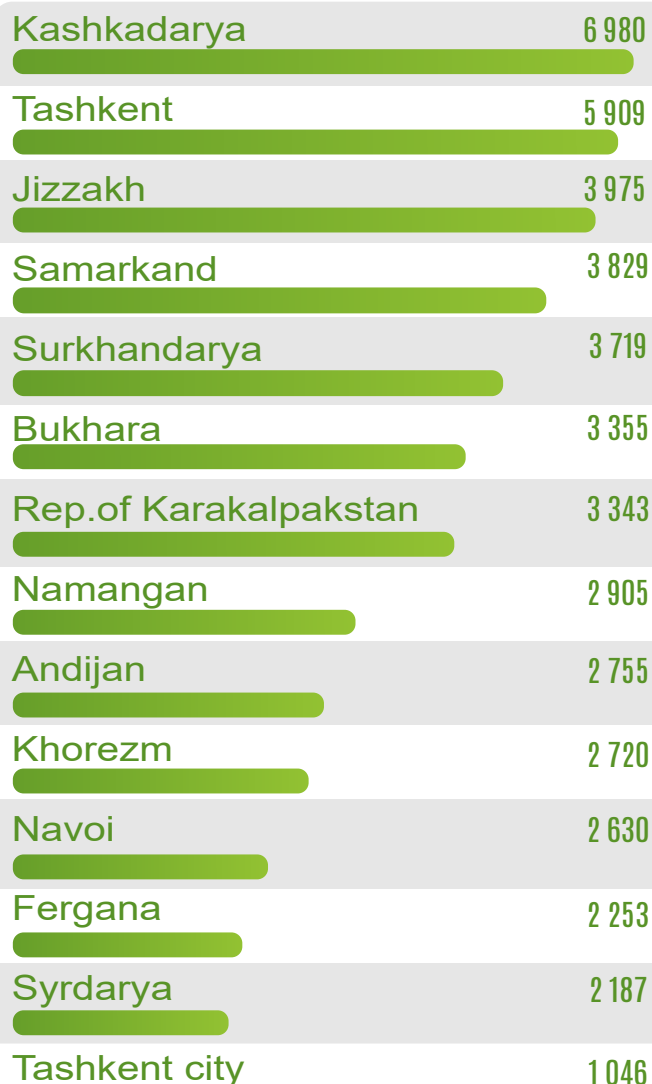
Forestry  
and logging

3 547

Fisheries  
and aquaculture



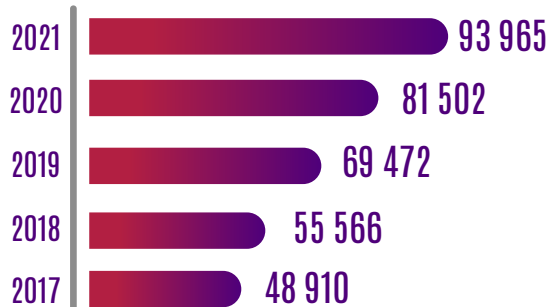
#### By regions



Agriculture, forestry and fisheries are the least affected sectors of the economy during the coronavirus pandemic.

Thanks to the special attention paid to this area of activity by our state, it becomes obvious that, compared to the same period in 2018, the number of operating enterprises and organizations has almost doubled and, if compared with the corresponding period of last year, it increased by 8 094 units.

### Quantity, by year



Manufacturing  
industry

89 208

2 912

Mining and  
quarrying

Water supply,  
sewerage waste  
collection and disposal

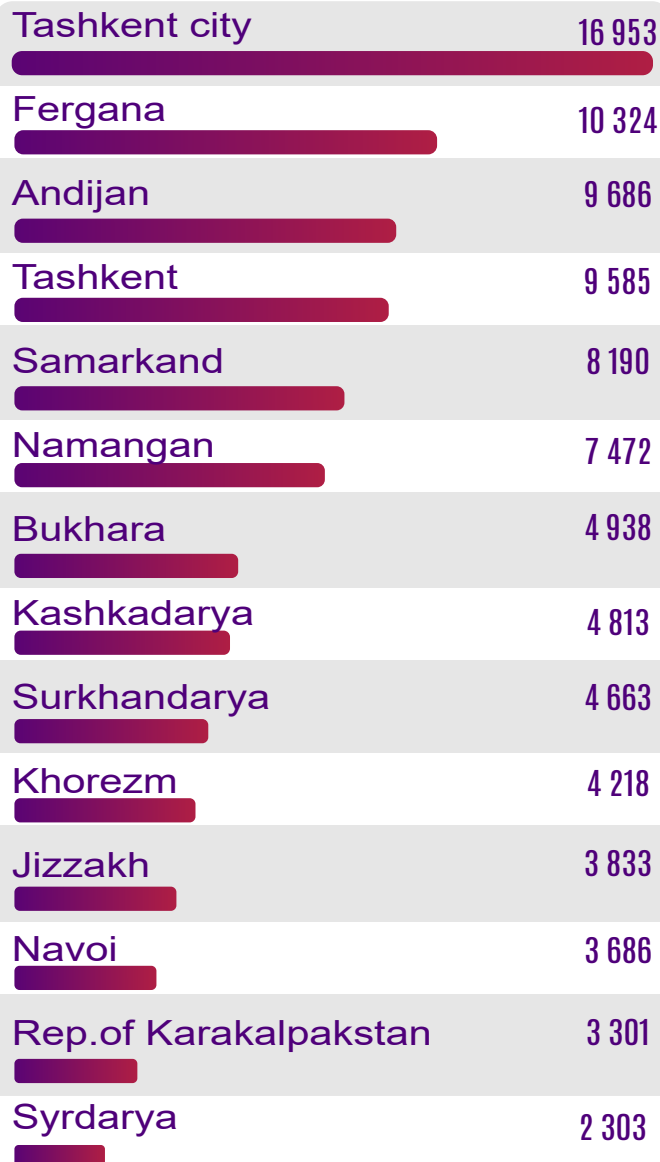
1 354

491

Electricity, gas, steam  
and airconditioning



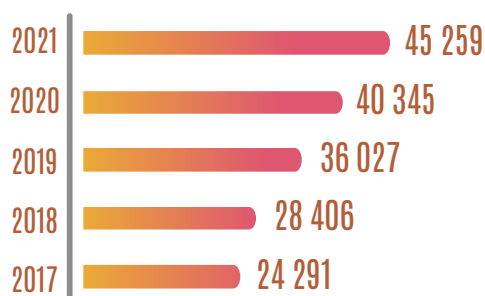
### By regions



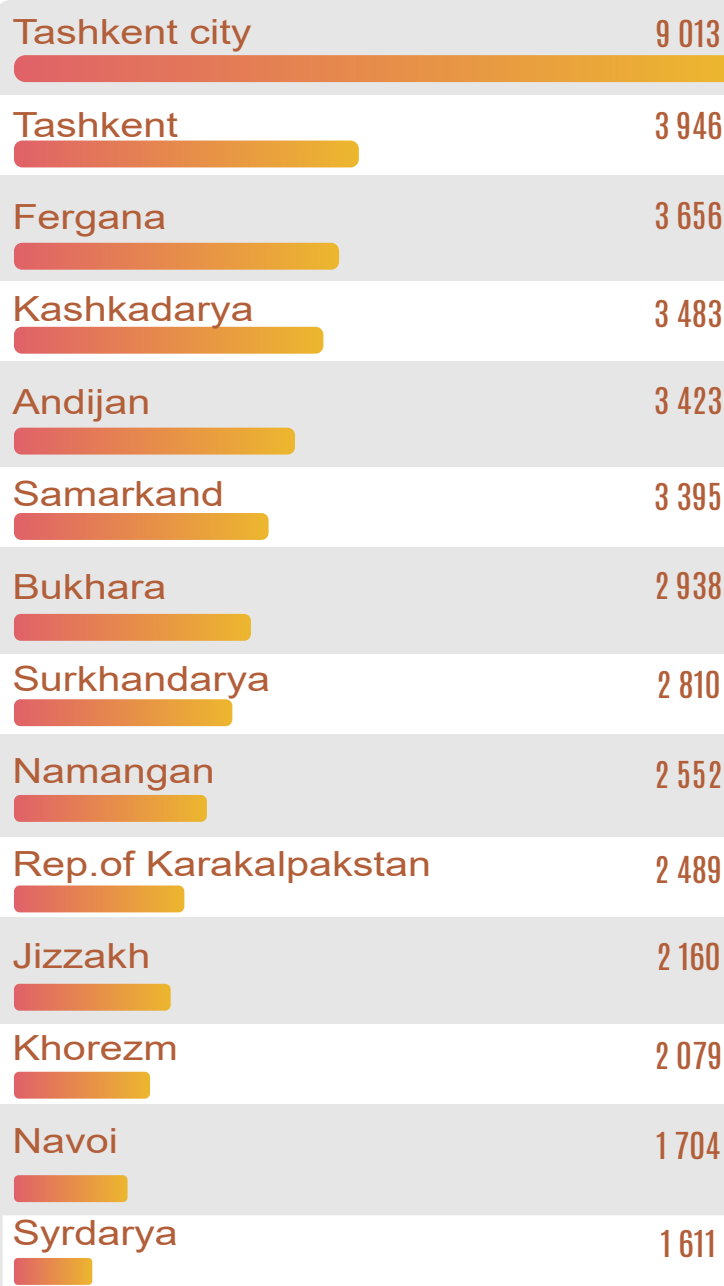
It is interesting to note that the industrial sector has the greatest potential among other sectors of the economy. So, over the past three years in the national economy, the growth rate of the number of operating industrial enterprises amounted to 169.1 %.

Of the total number of enterprises and organizations, the number of industrial enterprises amounted to 17.4 %, of which 94.9 % belong to the manufacturing industry (growth, compared to 2020, is 115.5 %), 3.1 % – to the mining industry and development. quarries (growth – 113.3 %), 0.5 % – electricity supply, gas, steam and air conditioning (growth – 106.5 %), 1.5 % – water supply, sewerage, waste collection and disposal (growth – 112.5 %).

### Quantity, by year




### By regions



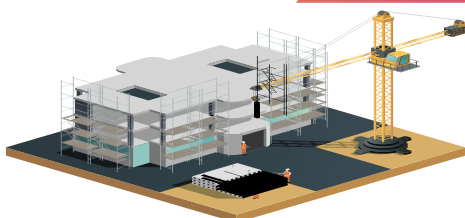
25 805

Construction  
of buildings  
and structures



Construction  
of civil facilities

4 452



15 002

Specialized  
construction works

Compared to the same period in 2019, the growth rate of the number of enterprises and organizations related to the construction sector, which is one of the sectors with stable growth rates in the national economy, amounted to 125.6 %.

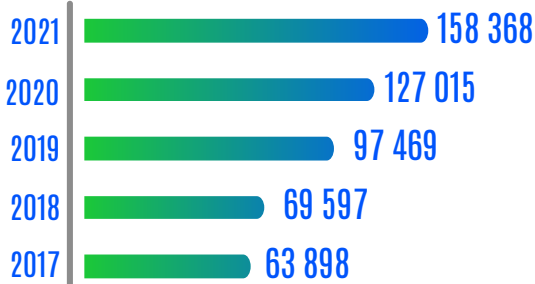
The total number of enterprises and organizations operating in the field of construction, in the following areas:

construction of buildings and structures accounted for 57.0 %, the growth rate, compared to the corresponding period last year, reached 110.2 %;

the construction of civil facilities was recorded at the level of 9.8 %, and the growth rate reached 117.6 %;

specialized construction works – 33.2 %, the growth rate was 114.2 %.

### Quantity, by year



101 366

Retail trade, excluding  
trade in cars and  
motorcycles

44 034

Wholesale trade,  
except for trade  
in cars and  
motorcycles

12 968

Wholesale and retail  
trade in cars and  
motorcycles and  
their repair

### By regions



The total number of enterprises and organizations operating in the field of trade in the following areas:

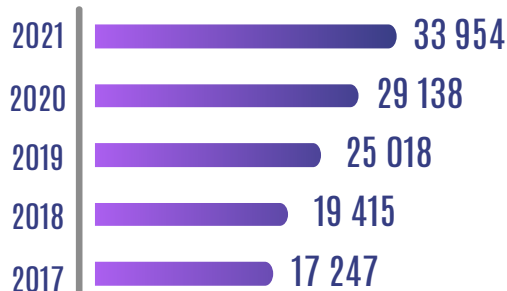
retail trade, except for the sale of cars and motorcycles, amounted to 64.0 %, the growth rate, compared to the corresponding period of the last year, reached 125.9 %;

wholesale trade, except for trade in cars and motorcycles, was fixed at 27.8 %, and the growth rate reached 122.1 %;

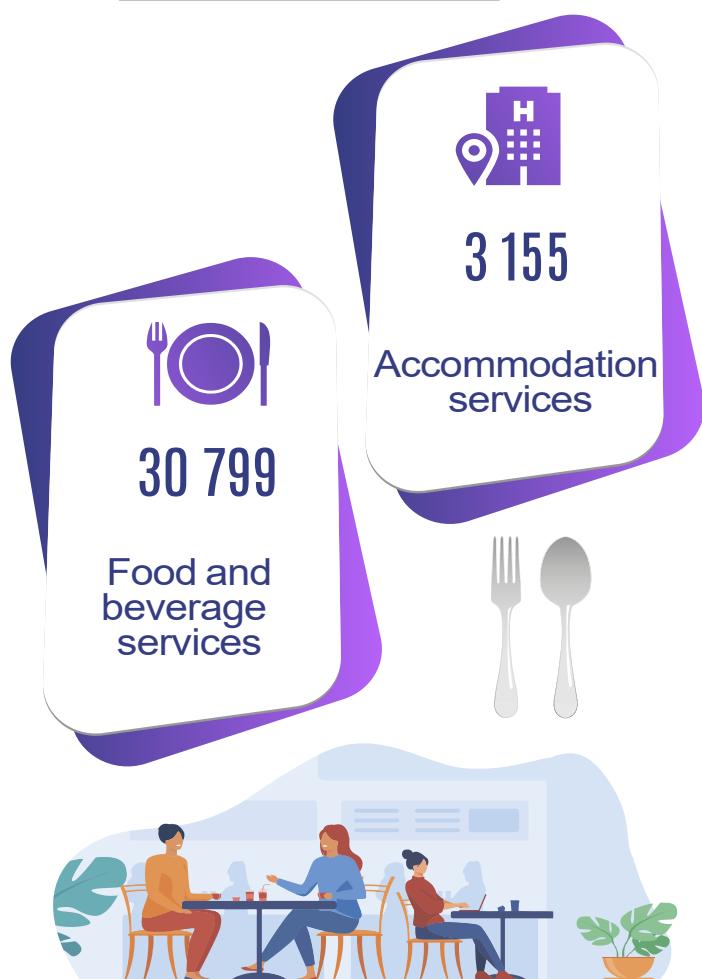
wholesale and retail trade in cars and motorcycles and their repair – 8.2 %, the growth rate was 124.3 %.

as of November 1, 2021

## Quantity, by year



## By regions



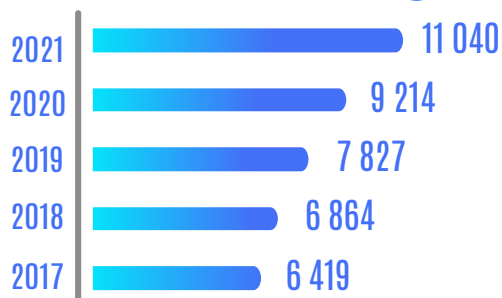
As of November 1, 2021, the number of enterprises amounted to 6.3 % of their total number in the country. The growth rate of the number of operating enterprises and organizations in the field of accommodation and catering services, if compared with the same period in 2019, reached 135.7 %.

Hotels, tourist camps, parks, recreation and entertainment towns are important areas of activity in the field of accommodation services and, as of November 1, 2021, the share of operating enterprises and organizations in the field of accommodation and catering services was 9.3 %.

Restaurants and services for the delivery of food, food on demand and other services for the delivery of food, as of November 1, 2021, account for 90.7 % of the services for the provision of food and beverages.

as of November 1, 2021

## Quantity, by year



1 702

Publishing activities

656

Production movies, videos,  
television programs,  
phonograms and music  
recordings

191

Activity on  
program creation  
and broadcasting


3 305

Communication

3 523

Computer programming  
consultations and other  
related services

1 663

Activities in the  
field of information  
services

## By regions

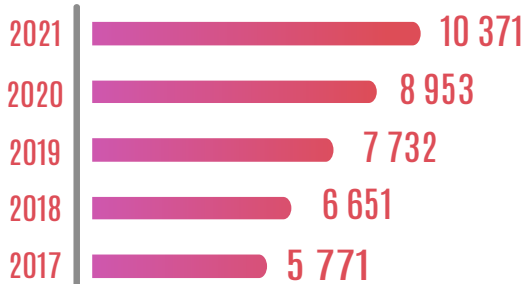


As of November 1, 2021, the number of enterprises and organizations engaged in the development of publishing, the production of films, video films, television programs, phonograms and music recordings, in the field of information and communications amounted to 21.4 %, the growth rate compared to the corresponding period 2020, reached 113.5 %.

The number of enterprises for the creation of programs, television and radio broadcasting and communications in the field of information and communications amounted to 31.7 %, the growth rate, if compared with the same period in 2020, reached 118.9 %.

The number of enterprises in computer programming and information services in the field of information and communications amounted to 46.9 %, the growth rate, compared to the same period last year, reached 123.6 %.

### Quantity, by year



As of November 1, 2021, 95.0 % of enterprises in the field of health care and social services were enterprises in the field of health care and, when compared with the corresponding period of 2020, the growth rate reached 116.1 %.

The number of residential care establishments was 2.6 % and, compared to the same period in 2020, the growth rate reached 116.7 %.

The number of enterprises providing social services without providing accommodation in the field of health and social services amounted to 2.4 %, the growth rate, compared to the same period last year, reached 105. %.

### By regions



9 845



Activities in the  
field of health

272



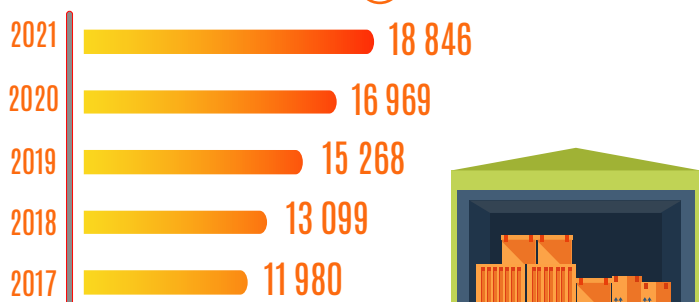
Care provided  
with accommodation

254



Providing social services  
without providing  
accommodation

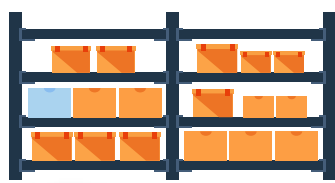
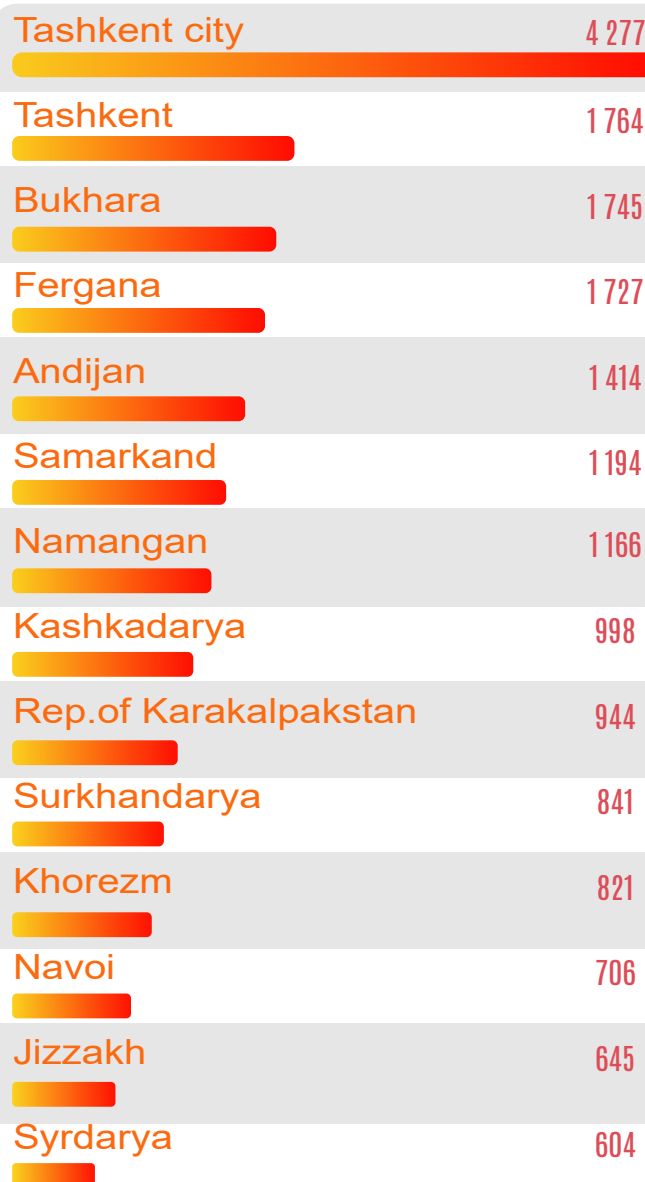
## Quantity, by year



As of November 1, 2021, the number of operating enterprises and organizations in the field of transportation and storage of the total number in the country amounted to 3.5 %.

The growth rates of enterprises and organizations in the field of land and pipeline transport, operating in transportation and storage, amounted to 110.7 %, compared to the corresponding period of 2020, in the field of warehousing and auxiliary transport activities, the growth rate was 108.7 %, postal and courier service – 126.6 %. The number of operating enterprises and organizations in the field of air transport increased by 2 times and, if compared with the same period in 2020, the number of enterprises and organizations in the field of water transport increased by 3.3 times.

## By regions



Land and  
pipeline  
transport

13 287

4 684

Warehousing  
and ancillary  
transport  
activities

Postal and  
courier  
activities

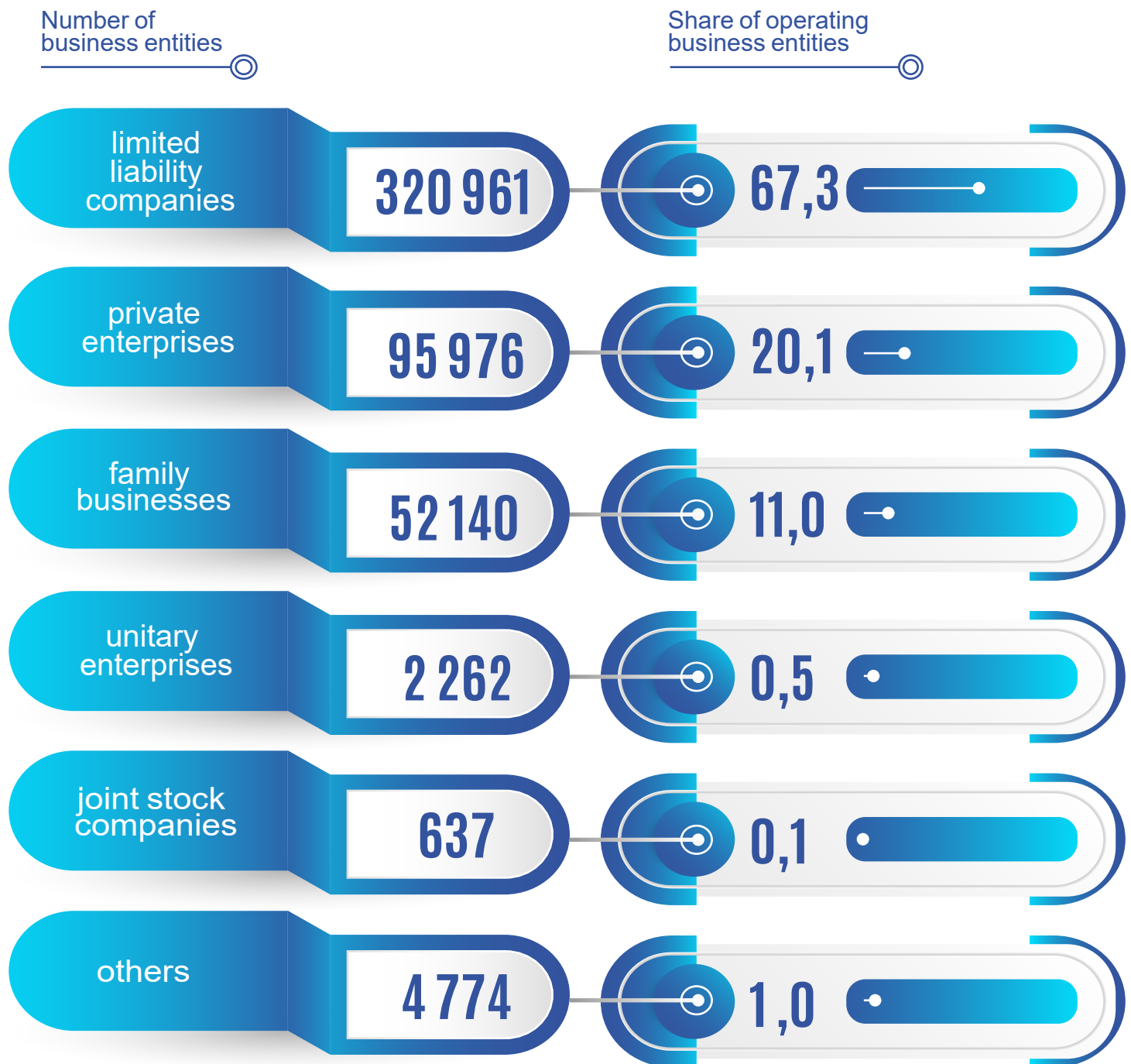
780

82

Air  
transport

Water  
transport

13



As you know, the organizational and legal form is understood as the method of consolidation (formation) and use by the subject of this or that property and the legal status and goals of activity arising from this. It is also used when solving problems related to:

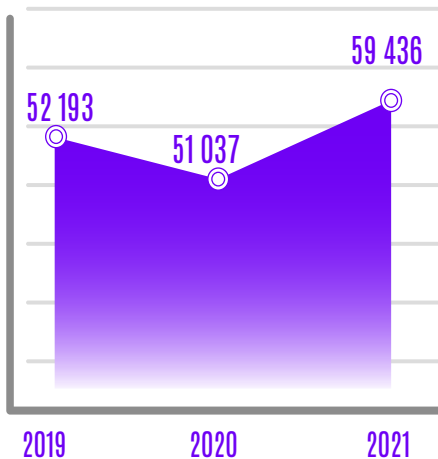
formation of information resources of registers, registers and cadastres containing information about economic entities;

the development of statistical information within the framework of organizational and legal forms;

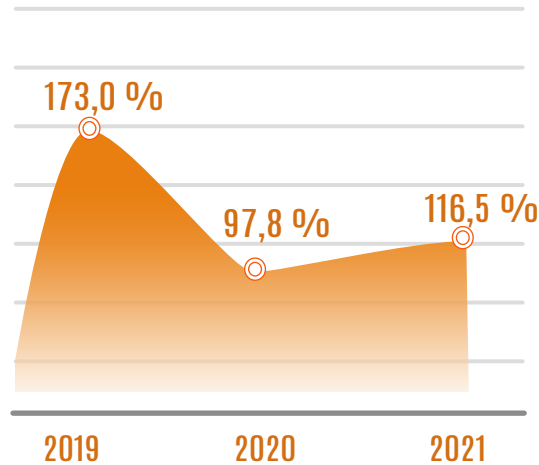
ensuring interdepartmental information exchange;

analysis and forecasting of socio-economic processes and phenomena

## Quantity, by year



## Growth rate by year



## By type of economic activity



Agriculture, forestry and fisheries



Trade



Information and communication



Industry



Transportation and storage



Health and social services



Construction

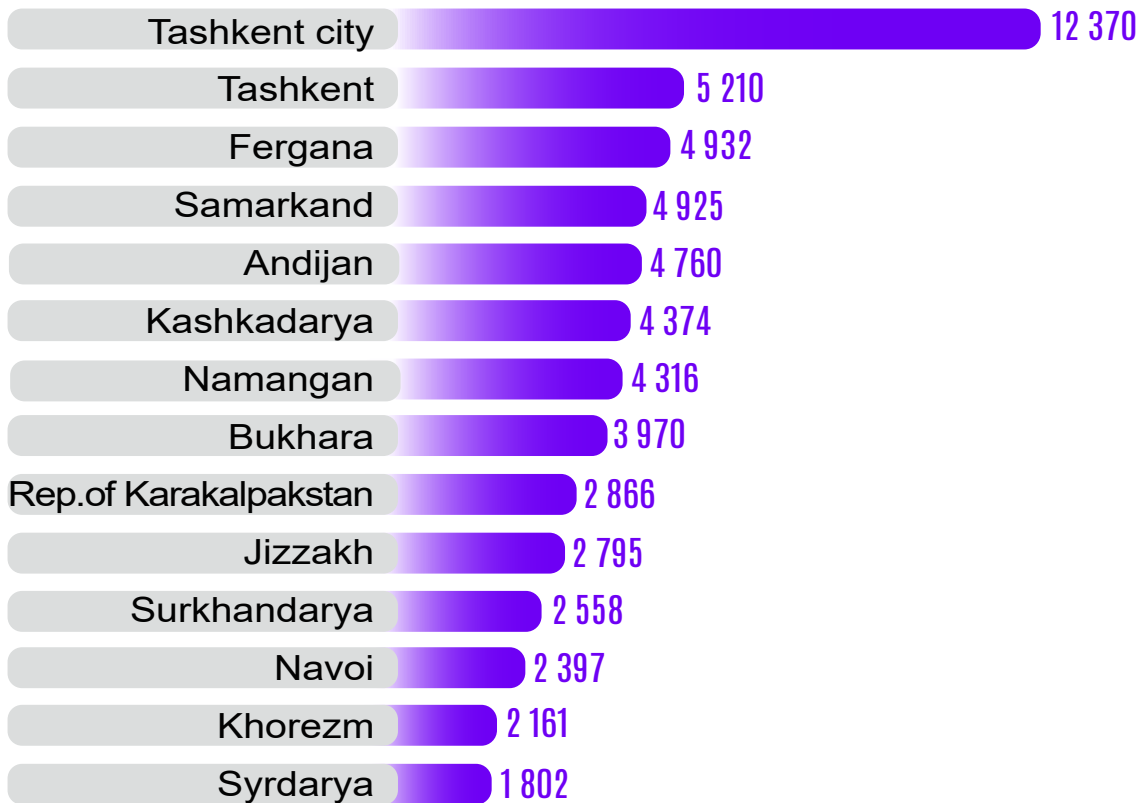


Accommodation and catering



Other

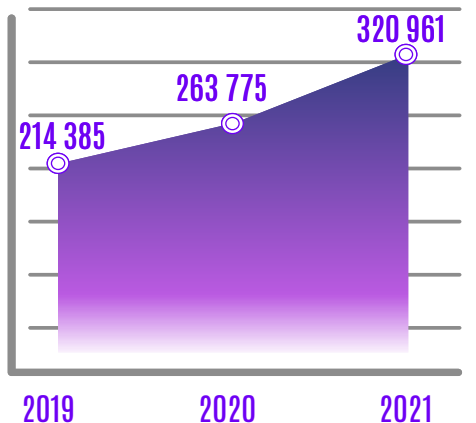
## By regions



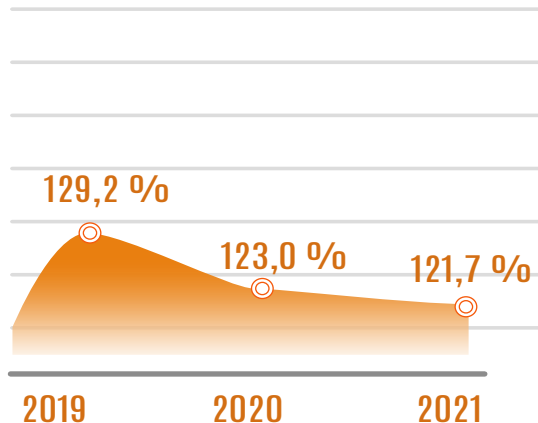
A limited liability company is a company founded by one or several persons, the authorized capital (authorized capital) of which is divided into the size of the share determined by the constituent documents. Members of a limited liability company are not liable for its obligations and bear the risk of losses associated with the activities of the company, within the value of their contributions. Also, participants in a limited liability company who have not fully made their contributions are jointly and severally liable for their obligations within the value of the unpaid part of the contribution of each of the participants.

as of November 1, 2021

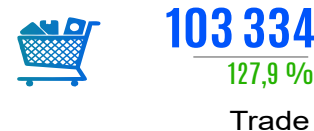
## Quantity, by year



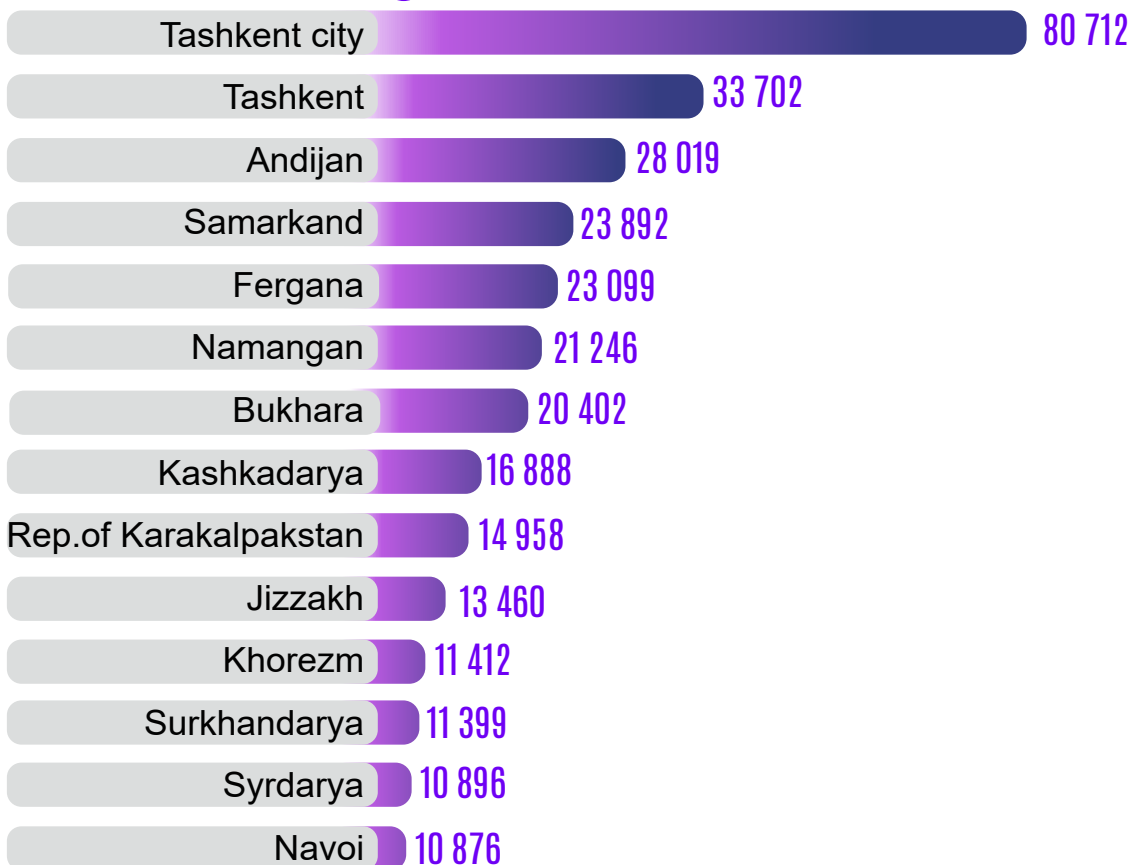
## Growth rate by year



## By type of economic activity



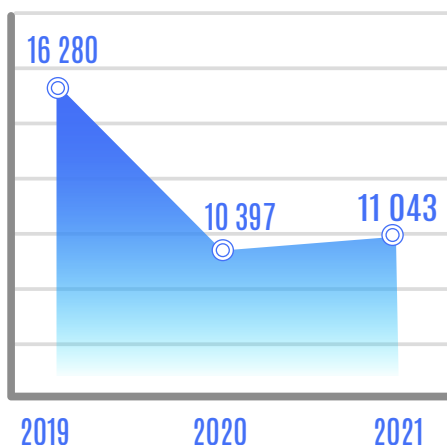
## By regions



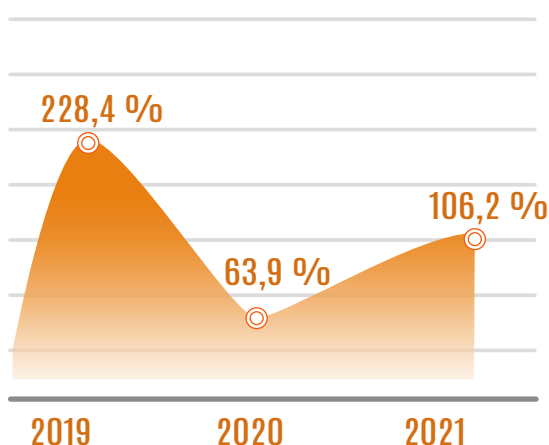
Of the 476.8 thousand operating commercial enterprises and organizations as of November 1, 2021, limited liability companies account for 321.0 thousand. Based on this, it can be concluded that limited liability companies are the most common form of implementation entrepreneurial activity in the country.

If we consider in the context of industries, the growth was recorded in the field of information and communication – 129.2 %, trade – 127.9 %, agriculture, forestry and fisheries – 124.5 %, healthcare and social services – 122.5 %, as well as in Kashkadarya – 135.9 %, Fergana – 127.0 %, Surkhandarya – 126.1 % and Samarkand – 125.4 % regions.

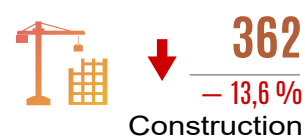
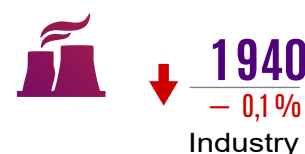

## Quantity, by year



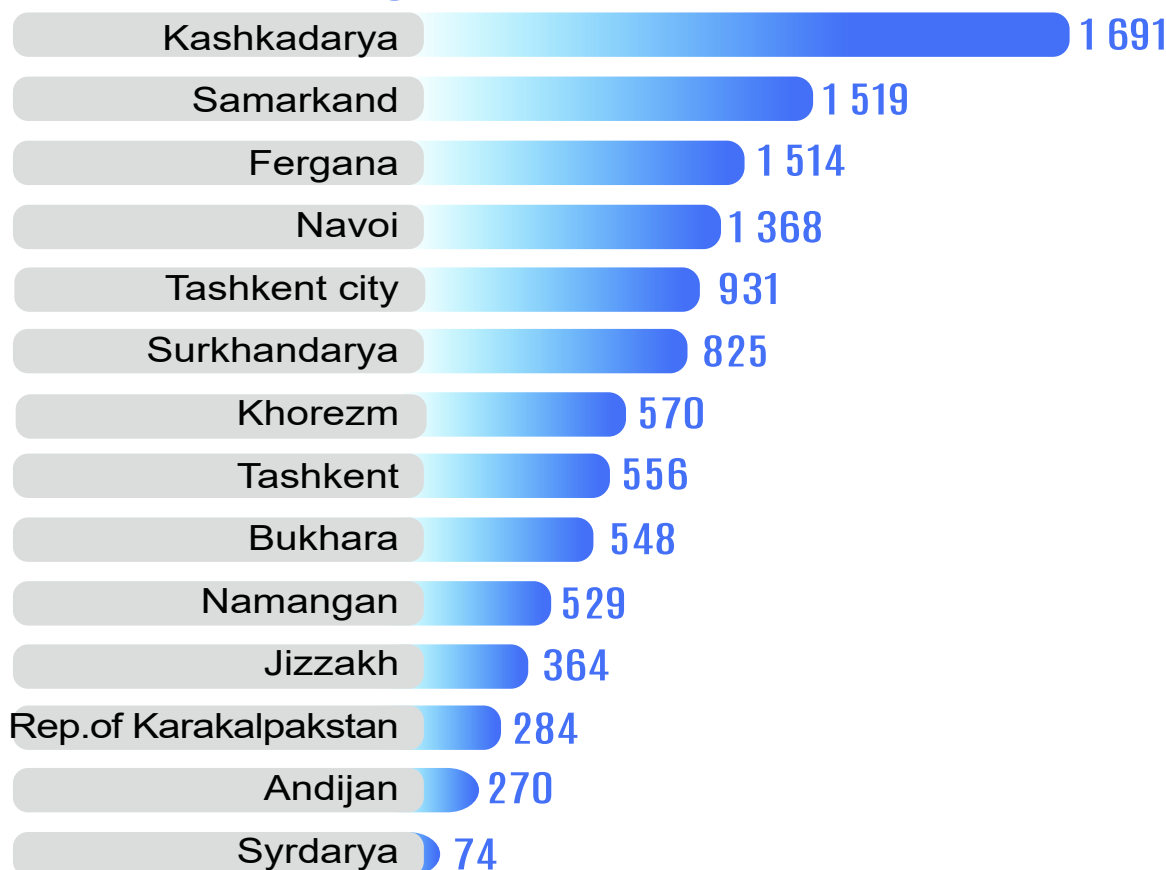
## Growth rate by year



## By type of economic activity



## By regions

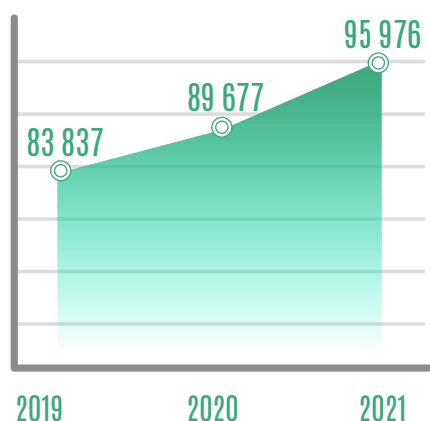


A private enterprise is a commercial organization created and managed by an individual owner. A private enterprise is a legal form of business entities.

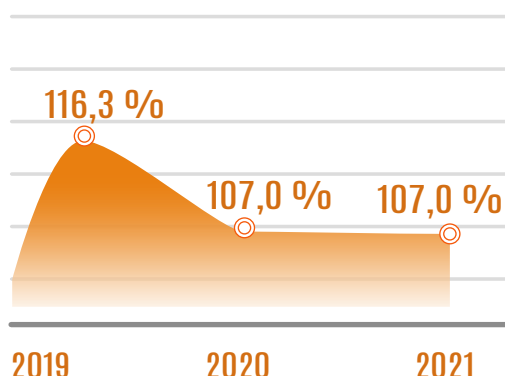
This organization owns separate property, can, on its own behalf, acquire and exercise property and personal non-property rights, bear obligations, act as a plaintiff and a defendant in court.

as of November 1, 2021

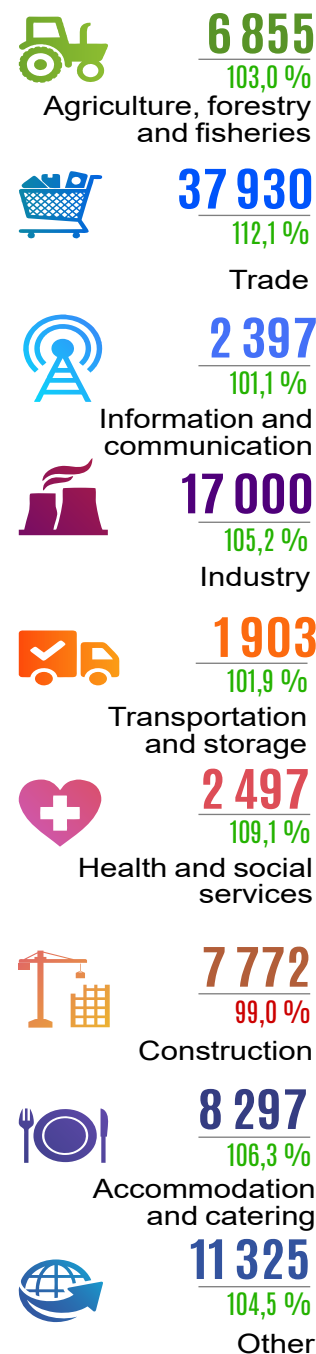
## Quantity, by year



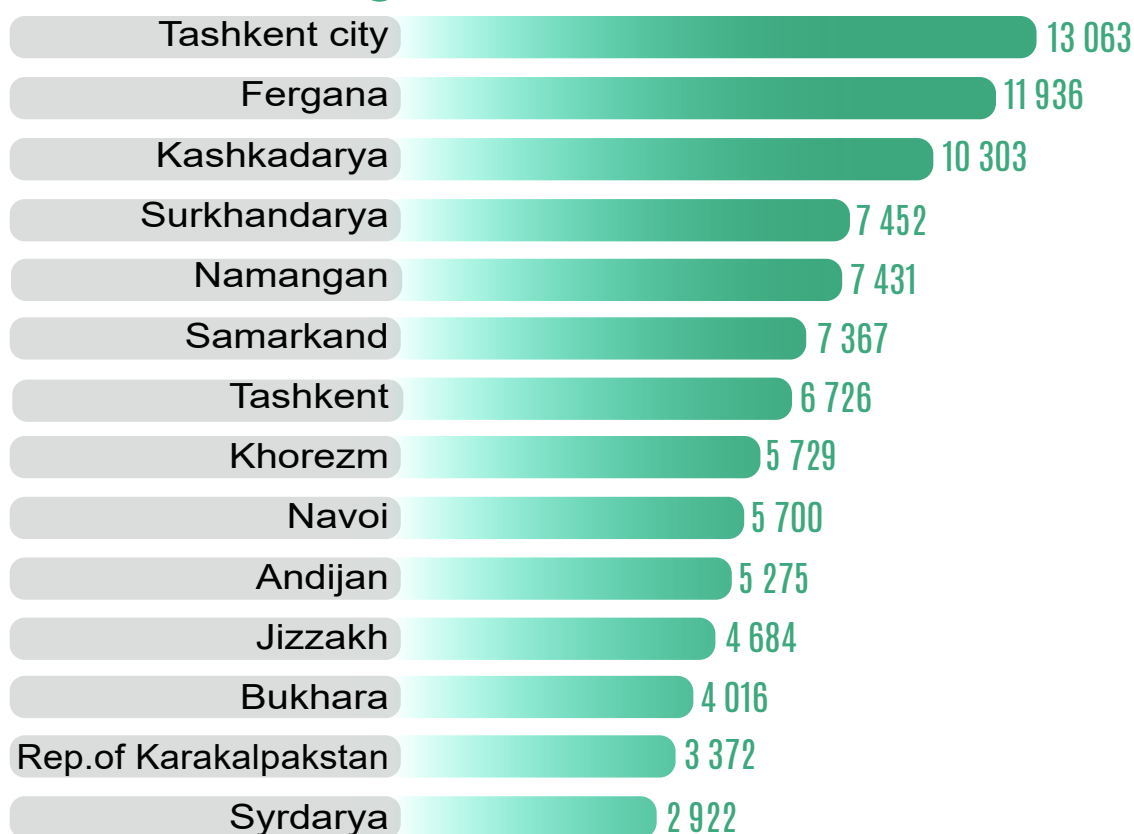
## Growth rate by year



## By type of economic activity



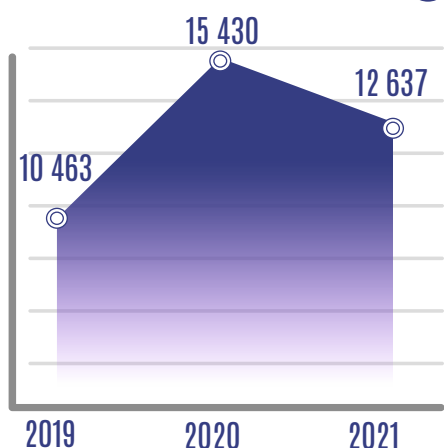
## By regions



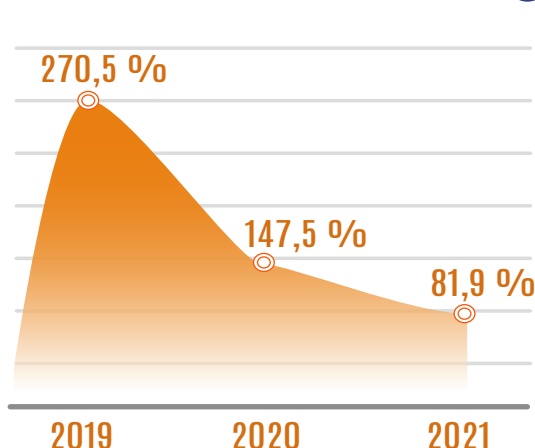
Compared to the same period last year, then, as of November 1, 2021, the number of operating private enterprises increased by 7.0 %.

In terms of industries, growth was recorded in trade – 112.1 %, healthcare and social services – 109.1 %, accommodation and food services – 106.3 %, industry – 105.2 %, as well as in Samarkand – 119.7 %, Navoi – 114.4 %, Kashkadarya – 112.9 %, Fergana – 110.7 %, Khorezm – 109.0 % and Surkhandarya – 106.2 % regions.

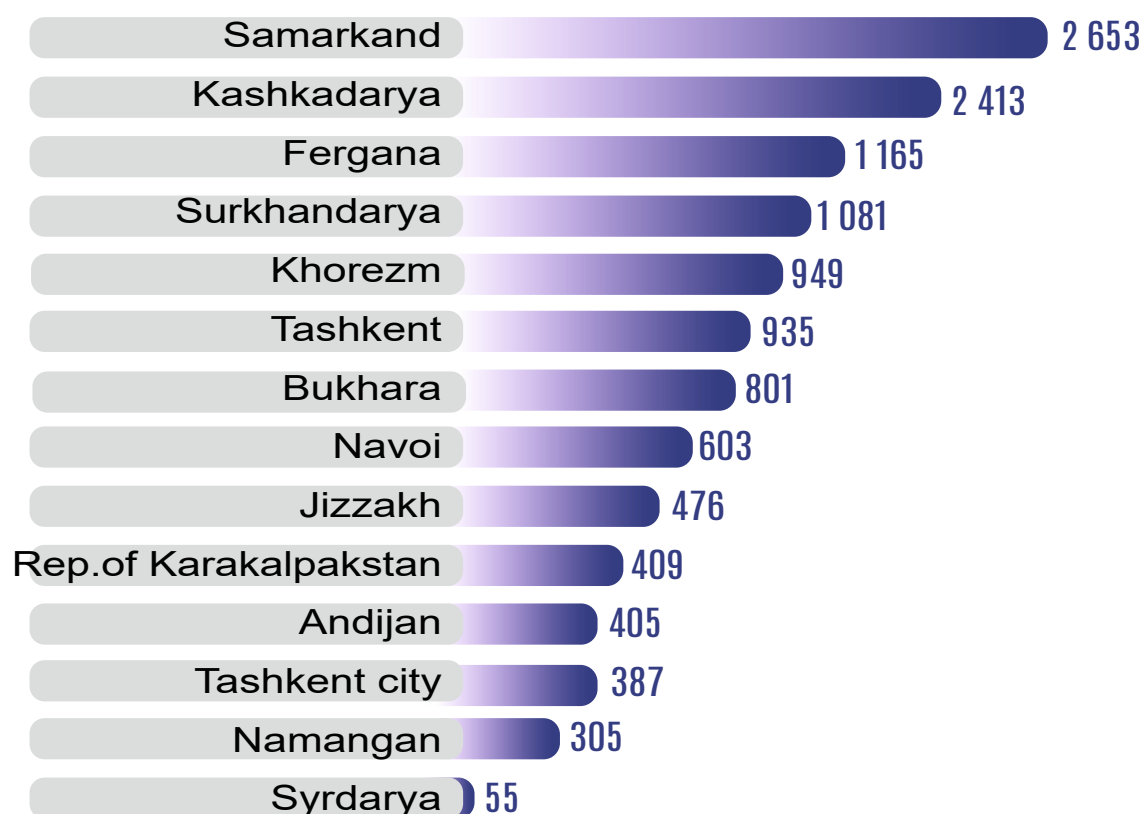
## Quantity, by year



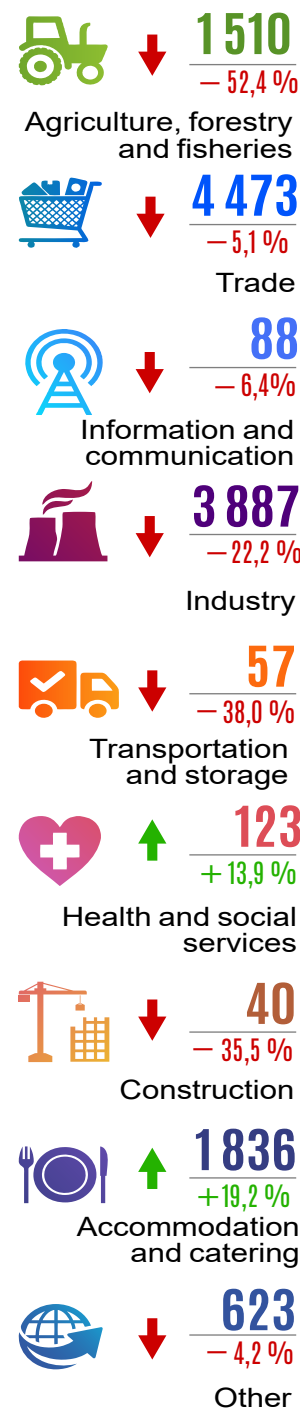
## Growth rate by year



## By regions



## By type of economic activity

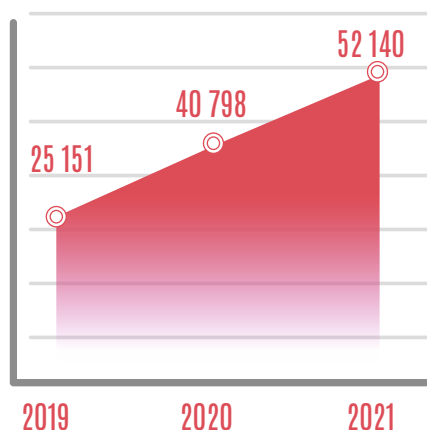


A family enterprise is a small business entity that is voluntarily created by its participants on the basis of common property that is shared or jointly owned by the participants in the family enterprise, as well as the property of each of the participants in the family enterprise for the production and sale of goods (works, services).

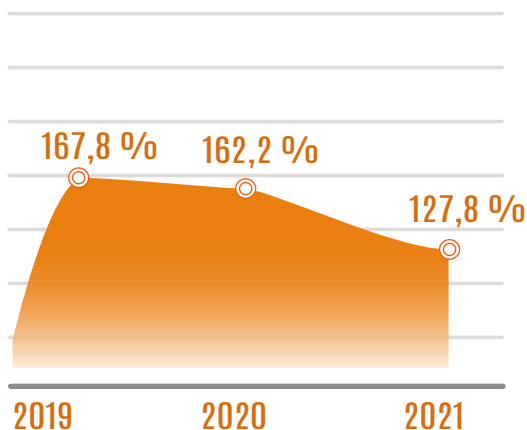
The activities of a family enterprise, which is one of the organizational and legal forms of business entities, is based on the personal work of its private owners.

as of November 1, 2021

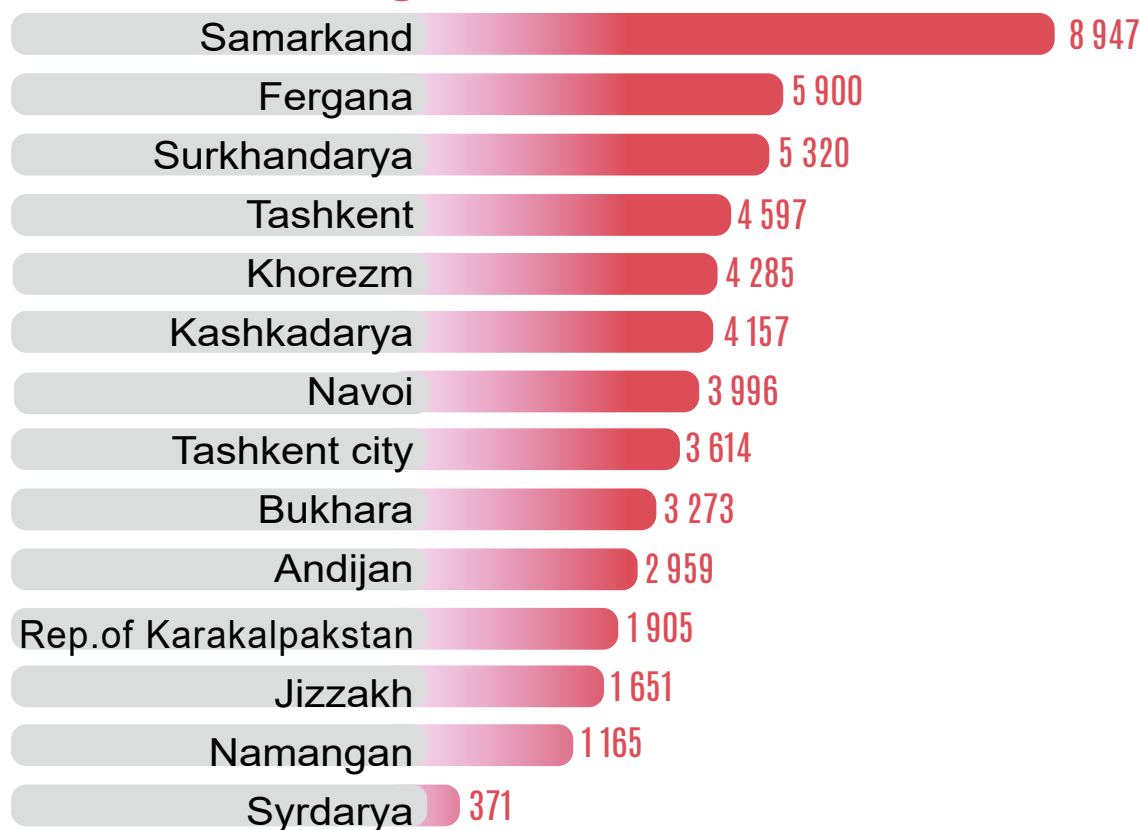
## Quantity, by year



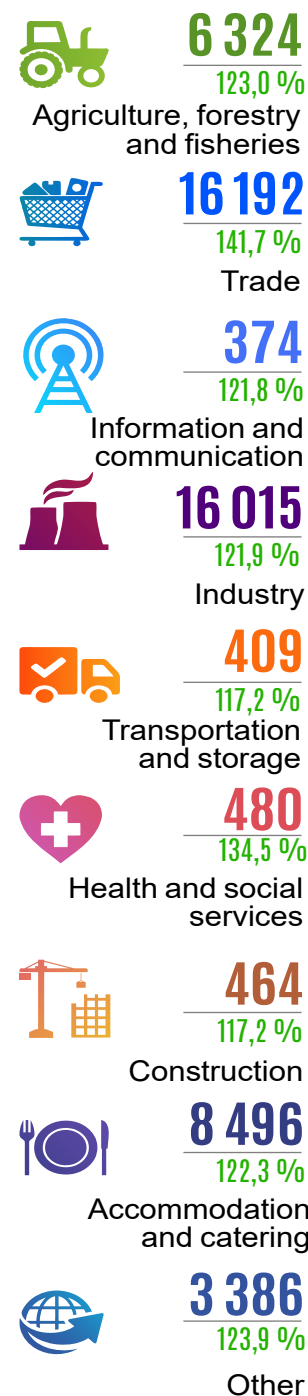
## Growth rate by year



## By regions



## By type of economic activity



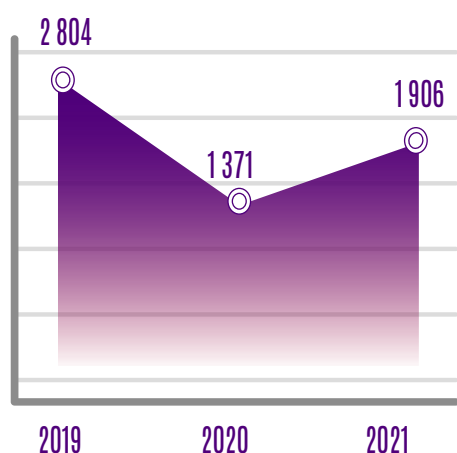
As of November 1, 2021, the number of operating family businesses that have passed state registration as a legal entity amounted to 52 140, or 93.6 % of the number of registered family businesses. Compared to the previous year, the growth of their number averaged 127.8 %.

In terms of industries, growth, in particular, was observed in trade – 141.7 %, healthcare and social services – 134.5 %, agriculture, forestry and fisheries – 123.0 %, industry – 121.9 %, as well as in Kashkadarya – 225.2 %, Samarkand – 138.8 %, Jizzakh – 128.6 %, Namangan – 130.6 % and Fergana – 125.7 % regions.

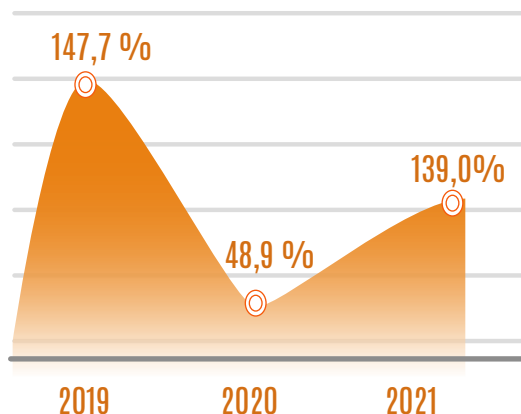
## Information about newly created enterprises and organizations with foreign capital

as of January-October, 2021

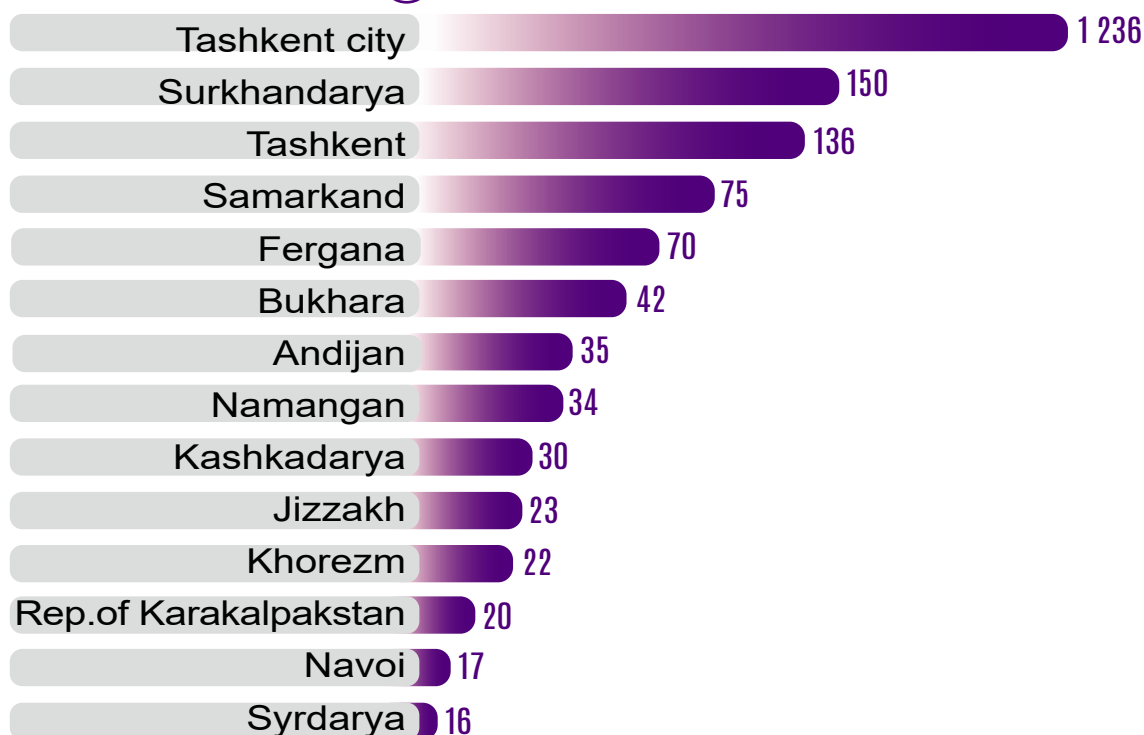
## Quantity, by year



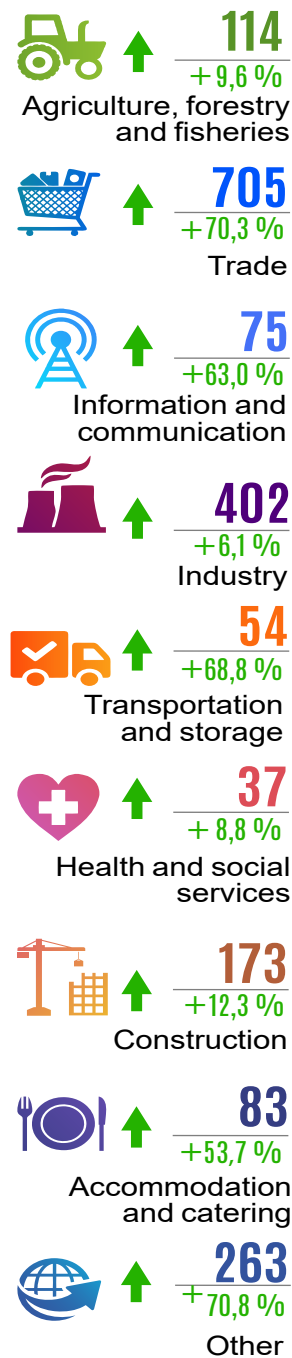
## Growth rate by year



## By regions

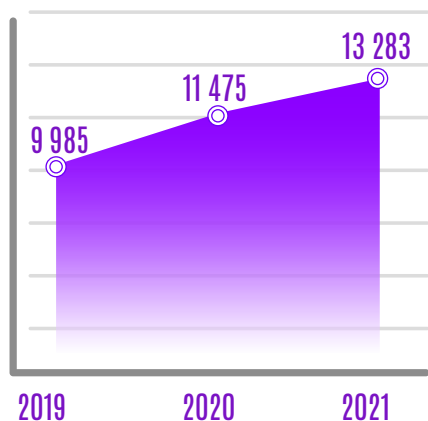


## By type of economic activity

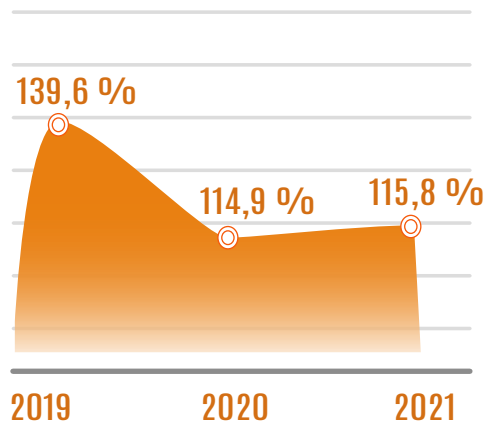


The system of financial and economic incentives for foreign investors is an important factor in investment attractiveness, and as a result of the work carried out in our country to develop international economic cooperation, there has been a significant increase in the number of enterprises with foreign investments. Thus, in comparison with the corresponding period of 2017, in January-October 2021, the number of newly created enterprises and organizations increased by 2.8 times.

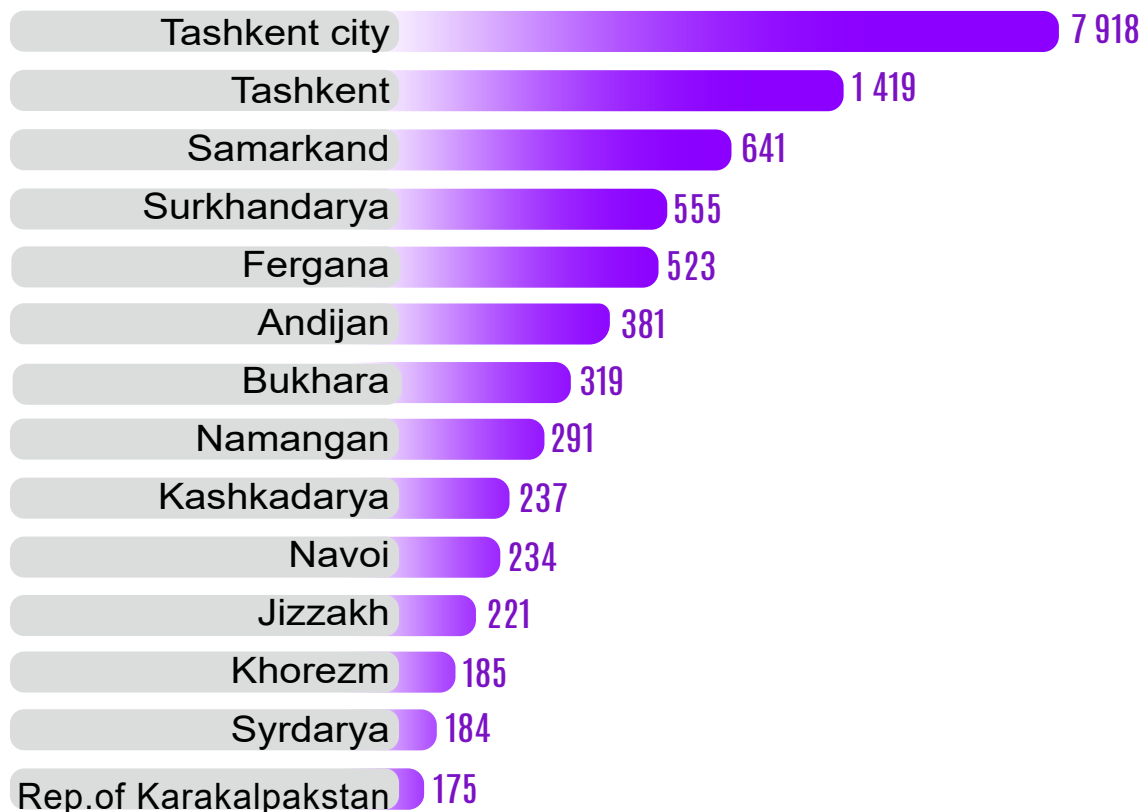
### Quantity, by year



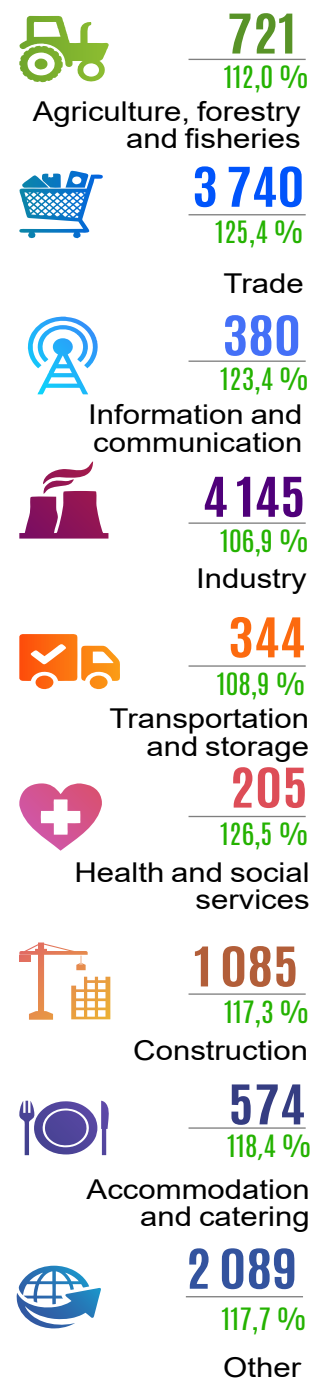
### Growth rate by year



### By regions



### By type of economic activity



As of November 1, 2021, the number of operating enterprises with the participation of foreign capital in the republic amounted to 13 283 units. Compared to last year, the growth rate was 115.8 %, or 1 808 units.

In the context of industries, growth was observed in health care and social services – 126.5 %, trade – 125.4 %, information and communications – 123.4 %, construction – 117.3 %, as well as in Surkhandarya – 139.1 %, Fergana – 119.1 %, Tashkent city – 117.4 %, Namangan – 116.4 %, Jizzakh – 115.1 %, Andijan – 113.7 % and Samarkand – 113.5 % regions.



The characteristic features of the new foreign policy of Uzbekistan are the desire for openness, pragmatism, predictability, focus on the priorities of long-term sustainable development, strengthening good-neighborly relations with neighboring countries, expanding international cooperation on an equal basis.

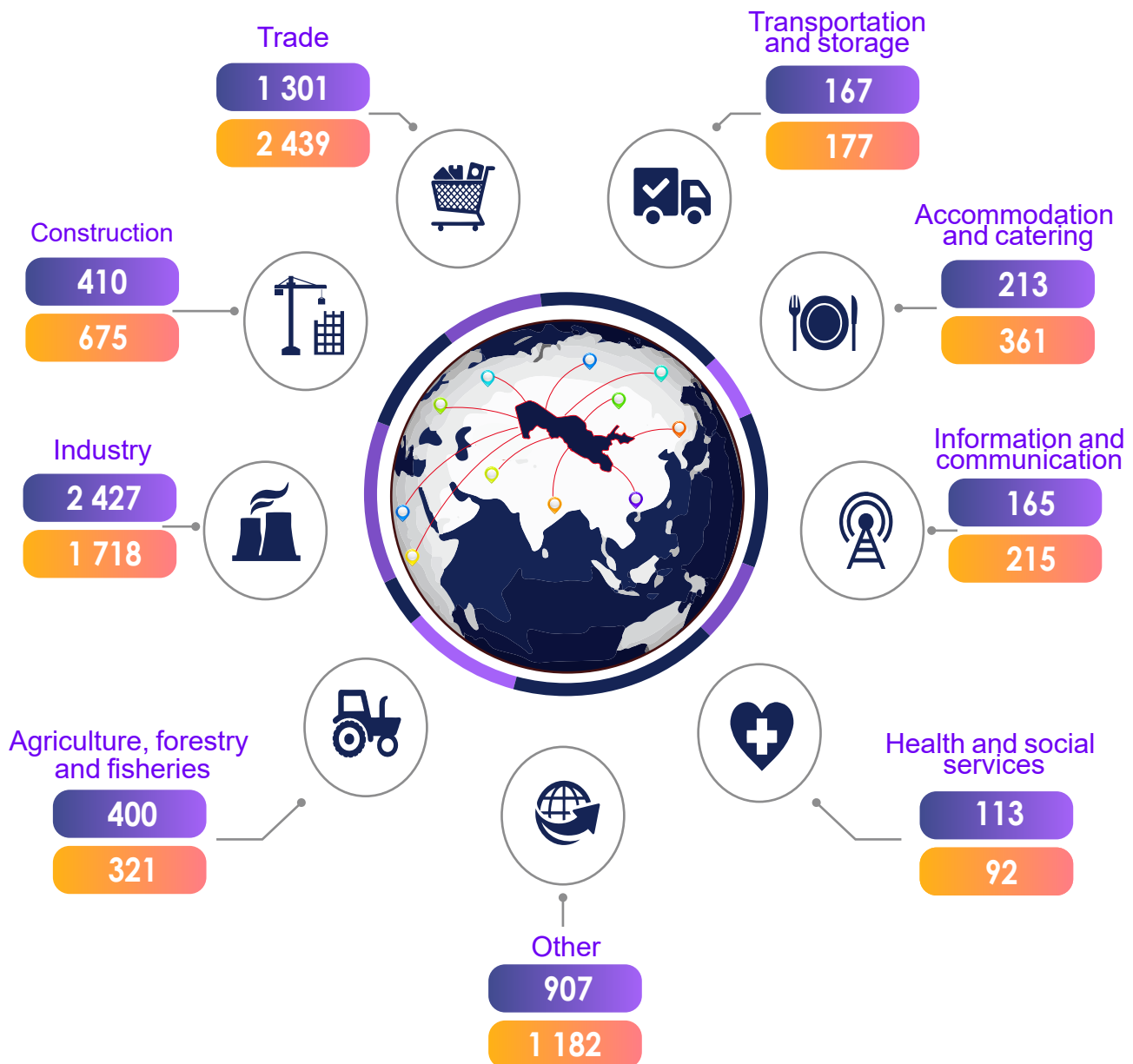
It should be noted that out of the total number of operating enterprises with foreign capital participation, 6 103 of them are joint ventures and 7 180 are foreign.



Uzbekistan is carrying out comprehensive economic and social reforms aimed at accelerating the development of economic growth, expanding international relations and creating favorable legal conditions for foreign direct investment. The country's strategic geographic location, rich and diverse natural resources, and a sizable domestic market of 35.0 million people represent enormous potential for investment and growth. The government of the republic pays close attention to increasing foreign investment in order to stimulate business development and introduce modern technologies to improve the well-being of its citizens.



as of November 1, 2021



Joint ventures

Foreign enterprises

The most important goal of the Action Strategy for the five priority areas of development of the Republic of Uzbekistan for 2017–2021 is the further development of international economic cooperation. Thus, the increase in the number of enterprises with foreign investment is primarily due to political stability and the improvement of the legal framework for investment activities in the country.

**The Unified State Register of Enterprises and Organizations** is an automated system containing periodically updated information of a reference character, provides state accounting and identification of enterprises and organizations on the basis of a unified classification system.

**Registered** – legal entities that have passed state registration with the registration authority in the prescribed manner and have legal entities in the State Register (with the exception of liquidated legal entities).

**Active** – legal entities that have passed state registration with the registration authority in the prescribed manner, and have not submitted information to the state statistics authorities about the failure to carry out or the completion of financial and economic activities.

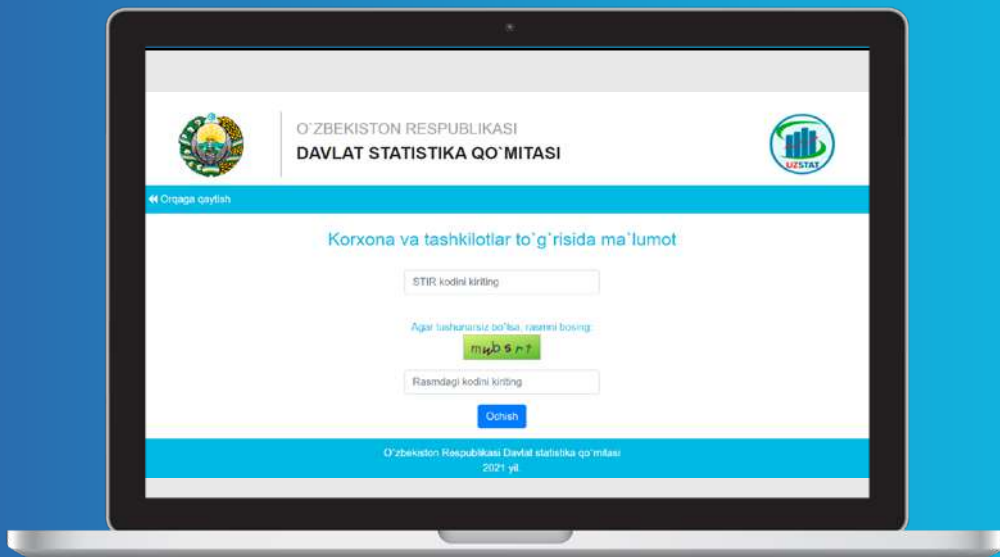
**Newly created** – legal entities that have passed state registration with the registration authority in the prescribed manner and are entered (newly included) in the state register of legal entities.

**The level of activity of legal entities** is the percentage of legal entities inactive at a specified time to the total number of registered legal entities.

**Small enterprises and micro-firms** are organizations related to small businesses in accordance with Appendix 1 to the Resolution of the Cabinet of Ministers of the Republic of Uzbekistan dated August 24, 2016 No. 275 “On measures to transfer to the international system of classification of types of economic activity”.

**Enterprises with the participation of foreign capital** – enterprises with the participation of non-residents, foreign legal entities (branches and divisions of foreign firms), foreign citizens and stateless persons in the authorized capital of the enterprise.

Information on enterprises and organizations was compiled on the basis of the database of the Agency for public services under the Ministry of Justice of the Republic of Uzbekistan as of November 1, 2021 (excluding farms and dekhkan farms).



For external users, interactive services are available on the stat.uz website that provide access to the database of the Unified State Register of Enterprises and Organizations (USRPO).

**Maintenance and system  
maintenance  
of statistical registers  
Tel. 71 202-80-90 (91)**

