

INFORMATION ON DEMOGRAPHY OF ENTERPRISES AND ORGANIZATIONS IN THE REPUBLIC OF UZBEKISTAN

*as of October 1, 2021
(excluding farms and dehkans)*



The central place in the national economic complex of any country is occupied by an enterprise, since it is it that creates the national income, simultaneously acting as a producer and ensuring the reproduction process on the basis of self-sufficiency and independence.

It is known that the volume of the created gross national product, the socio-economic development of society, the degree of satisfaction with the material and spiritual benefits of the country's population depend on the success of individual enterprises.

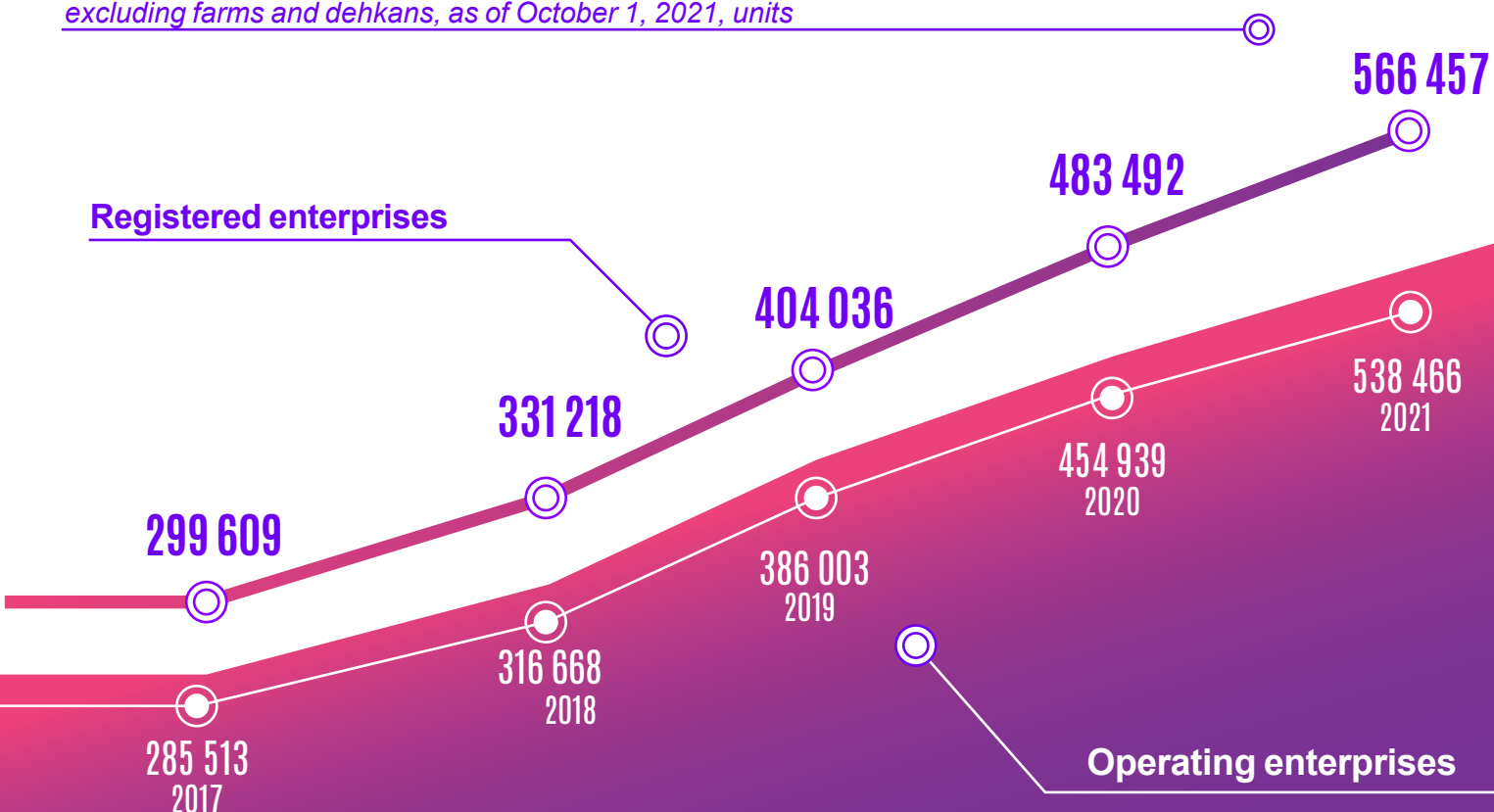
It is generally accepted that its optimal sizes are those that, with minimal production costs, provide the most favorable conditions for using the achievements of science and technology and, at the same time, efficient production of high-quality products is achieved, in other words, the enterprise is such a form of organization of the economy, with which the individual consumer and producer interact through the market in order to solve three main economic problems: what, how and for whom to produce. At the same time, none of the entrepreneurs and organizations is consciously engaged in solving this triad of economic problems (in the element of the market, everyone solves them at the individual level).

As you know, in a market system, everything has a price. The market economy serves to unconsciously coordinate people and businesses through a system of prices and markets. If we take all the variety of markets, then we get a broad system that spontaneously ensures the equilibrium of prices and production through trial and error.

Relations associated with enterprises in Uzbekistan are governed by the legislation of this country, which includes tax, customs, currency, financial, investment and other legislation that regulates certain features, aspects and types of activities of enterprises.

General information about enterprises and organizations

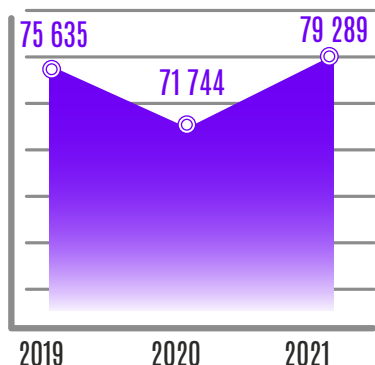
excluding farms and dehkans, as of October 1, 2021, units



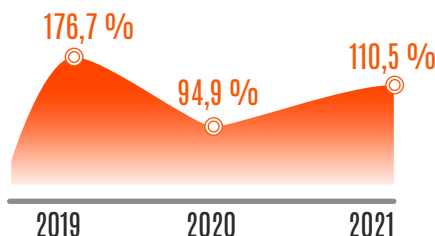
Information about the newly created enterprises and organizations

as of January–September, 2021

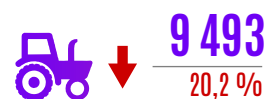
Quantity, by year




Growth rate by year



By type of economic activity



Agriculture, forestry and fisheries



Trade



Information and communication



Industry



Transportation and storage



Health and social services



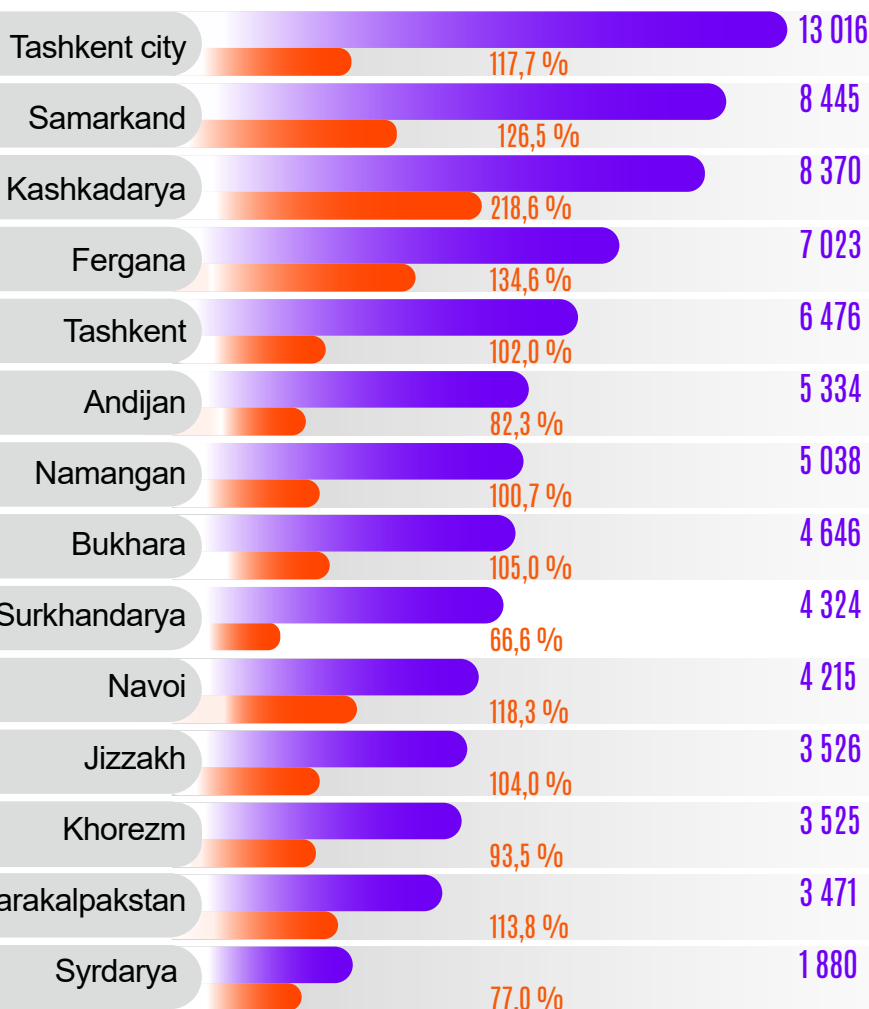
Construction



Accommodation and catering



Other



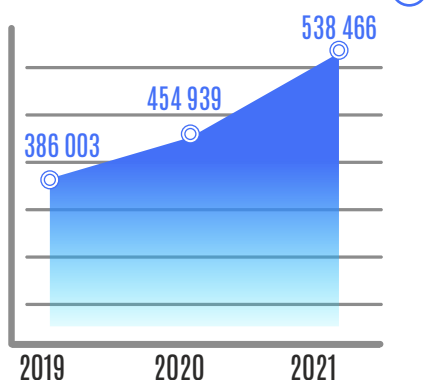
In January–September 2021, the number of newly created enterprises and organizations amounted to 79,3 thousand units.

Compared to the same period last year, this indicator increased by 7 545 units, and the growth rate was 110.5 %.

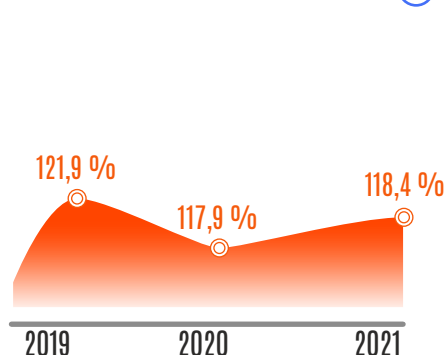
Compared to last year, in the regional context, there was a significant increase in the number of newly created enterprises and organizations, in particular in the Kashkadarya region (by 4 541 units), the city of Tashkent (by 1 957 units), as well as in Fergana (by 1 805 units) and Samarkand (1 769 units) regions.

as of October 1, 2021

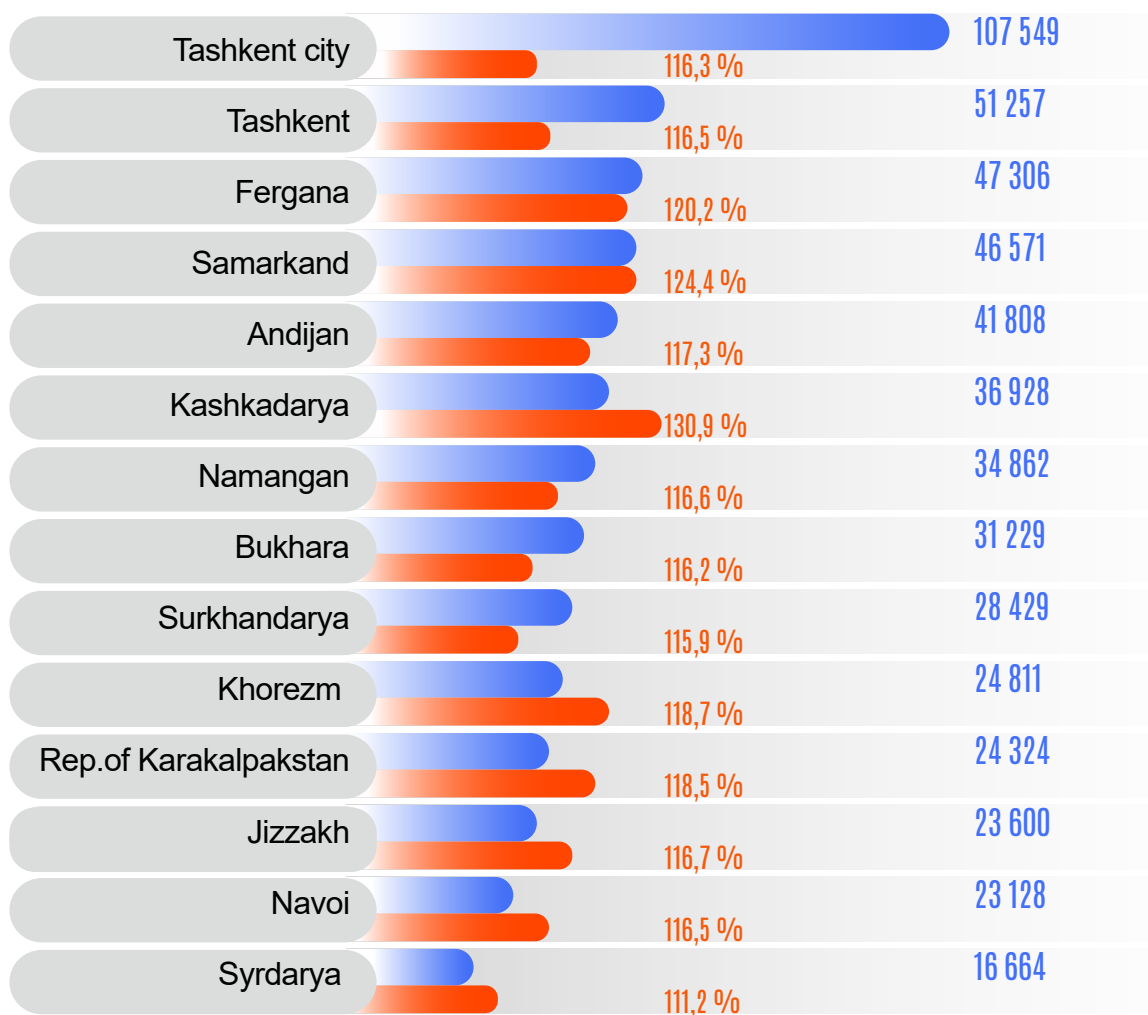
Quantity, by year



Growth rate by year



By regions



By type of economic activity



47 676

123,1 %

Agriculture, forestry and fisheries



157 538

127,0 %

Trade



10 960

121,8 %

Information and communication



93 887

117,3 %

Industry



18 723

111,6 %

Transportation and storage



10 305

116,7 %

Health and social services



45 128

113,1 %

Construction



33 789

118,3 %

Accommodation and catering



120 460

110,4 %

Other

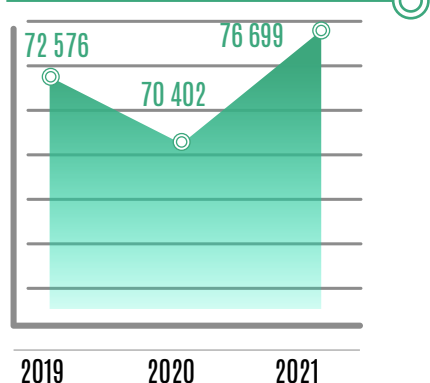
As of October 1, 2021, the number of operating enterprises and organizations increased by 83 527 units and, if compared with the corresponding period of 2020 (454 939 units), then the growth rate was 118.4 %.

Compared to last year, in the regional context, a significant increase in the number of operating business entities was recorded, in particular in the city of Tashkent (by 15 066 units), Samarkand (by 9 133 units) and Kashkadarya (by 8 716 units) regions.

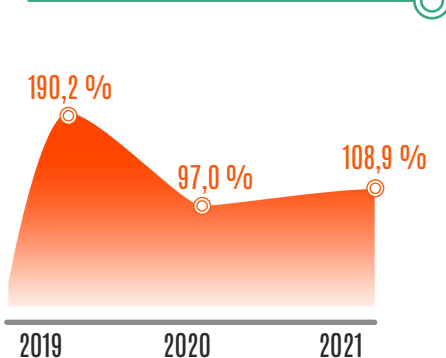
In terms of industries, if we compare with last year, the highest level was demonstrated by the trade sector – by 33 473 units, industry – by 13 864 units, followed by agriculture, forestry and fisheries – by 8 958 units, health care and provision social services – only 1 477 units.

as of January-September, 2021

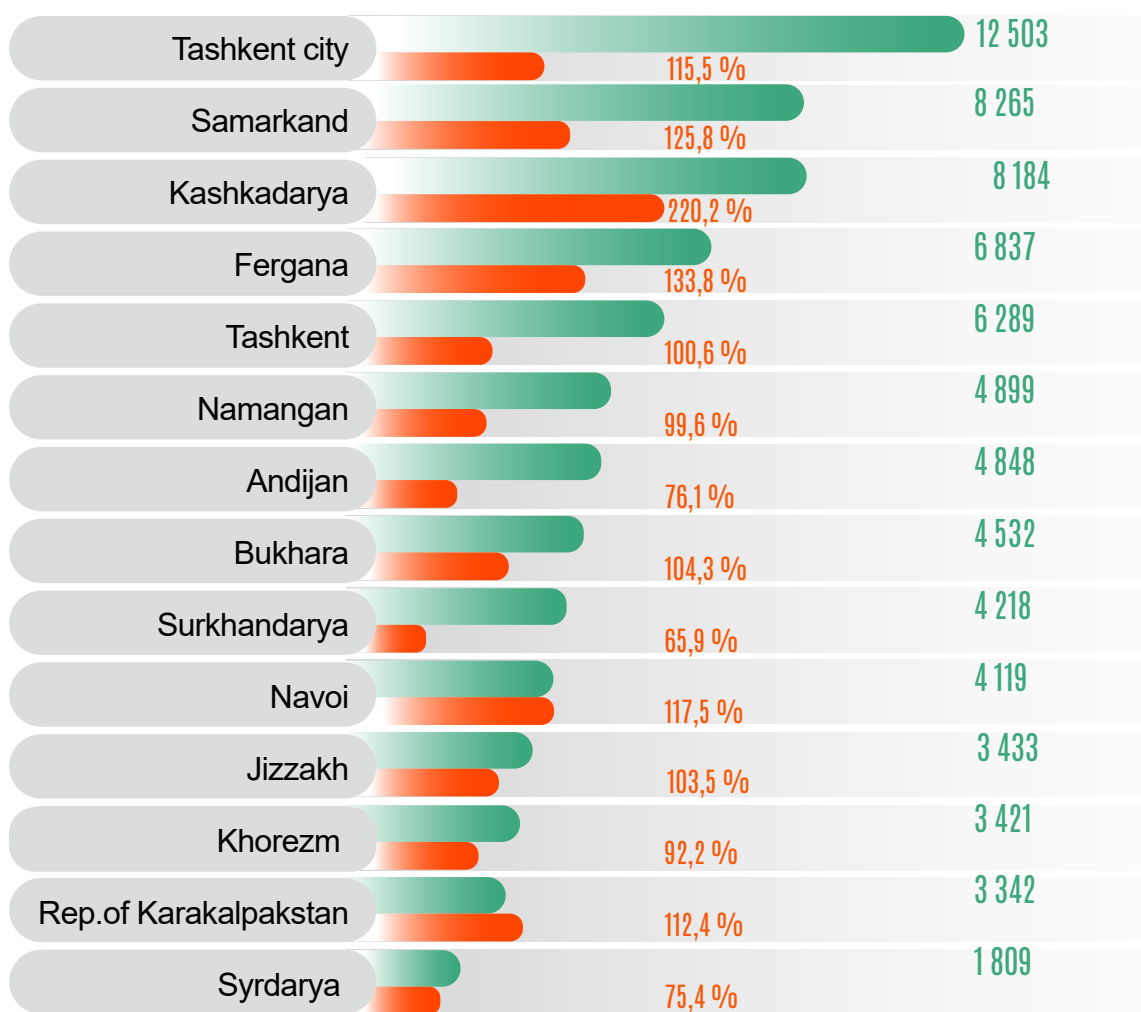
Quantity, by year



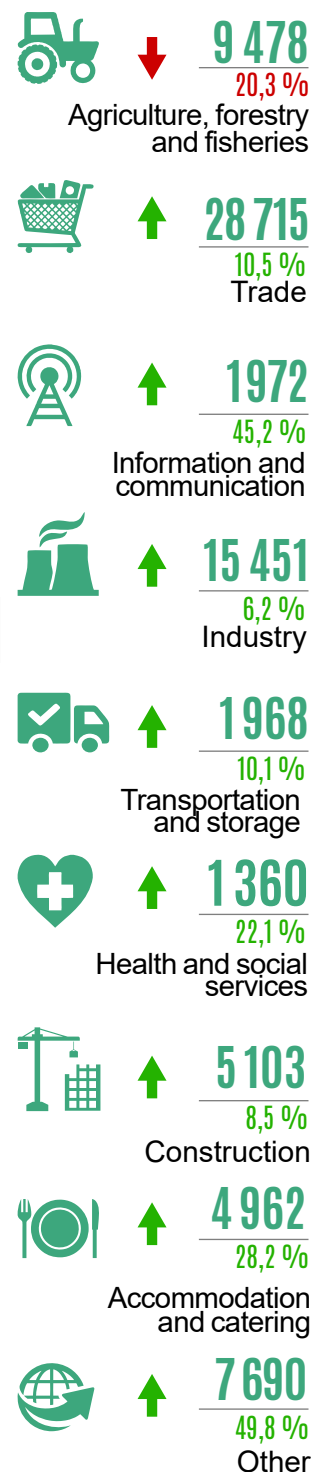
Growth rate by year



By regions



By type of economic activity

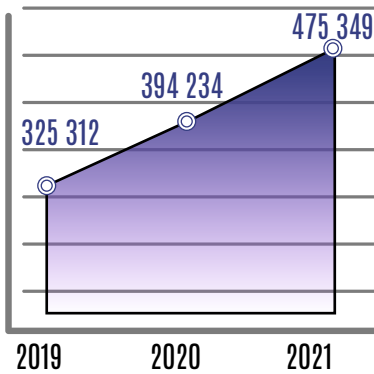


The analysis showed that approximately 50 % of business entities in Uzbekistan were created over the past three years.

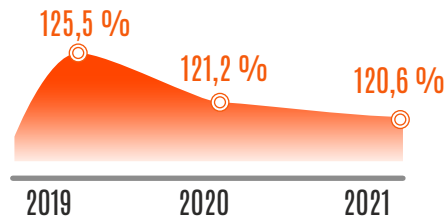
Compared to last year, in the regional context, there was a significant increase in the number of newly created business entities, for example, in the Kashkadarya region (by 4 467 units), Fergana (by 1 726 units), Samarkand (by 1 695 units) regions and the city of Tashkent (by 1 681 units).

In terms of industries, if we compare with last year, the highest level was demonstrated by trade – by 2 717 units, accommodation and catering – by 1 090 units, information and communication – by only 614 units.

Quantity, by year



Growth rate by year



By type of economic activity



47 241

123,4 %

Agriculture, forestry and fisheries



157 519

127,0 %

Trade



10 710

122,2 %

Information and communication



93 809

117,3 %

Industry



18 685

111,6 %

Transportation and storage



8 819

119,8 %

Health and social services



45 091

113,1 %

Construction



33 701

118,3 %

Accommodation and catering

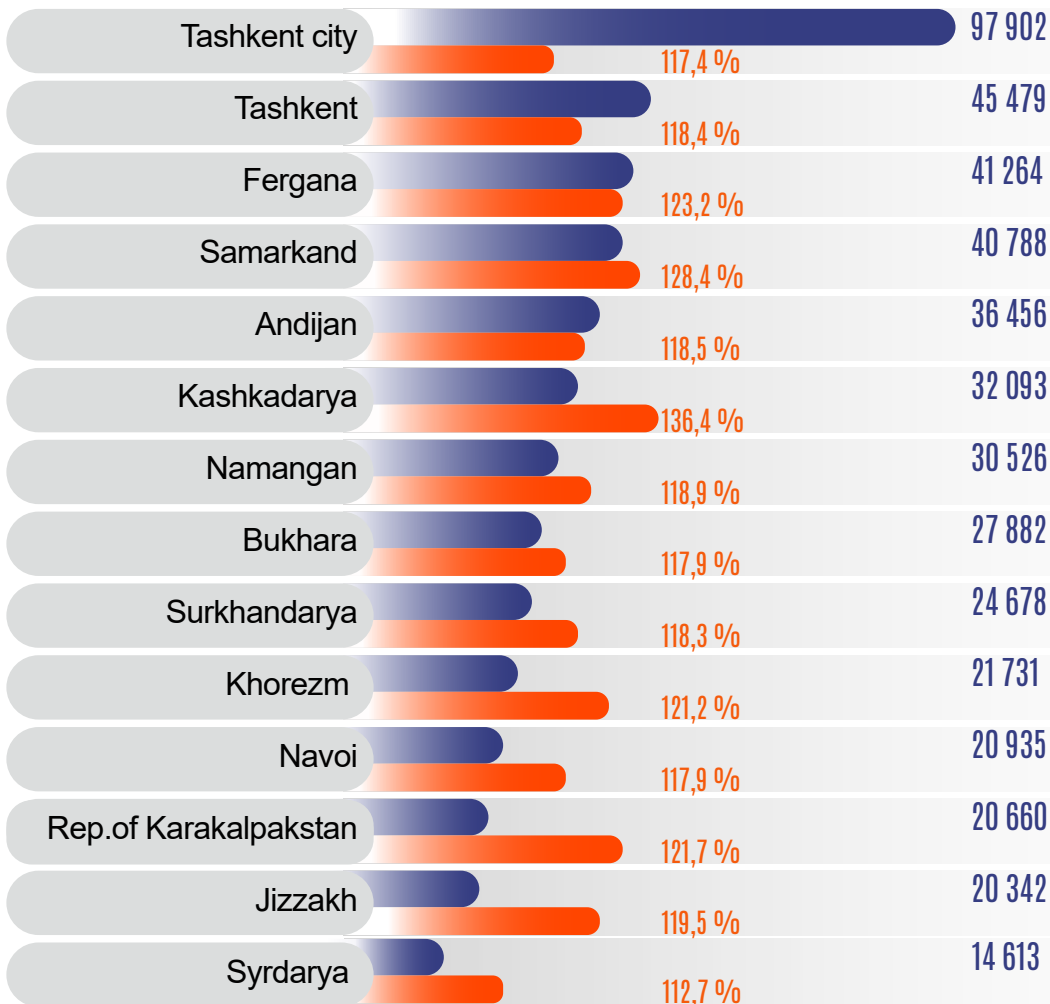


59 774

117,8 %

Other

By regions

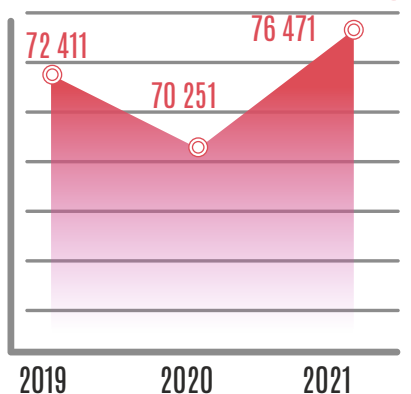


Of the total number of operating enterprises and organizations, a significant share falls on business entities – 475 349 units, or 88.3 %. Their growth rates, if compared with the same period last year, amounted to 120.6 %.

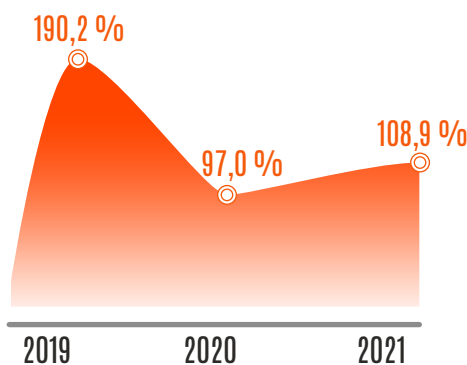
In the context of industries, growth was observed in trade – 127.0 %, agriculture, forestry and fisheries – 123.4 %, information and communication – 122.2 %, as well as in Kashkadarya – 136.4 %, Samarkand – 128.4 %, Fergana – 123.2 %, Rep.of Karakalpakstan – 121.7 % and Khorezm – 121.2 %

as of January-September, 2021

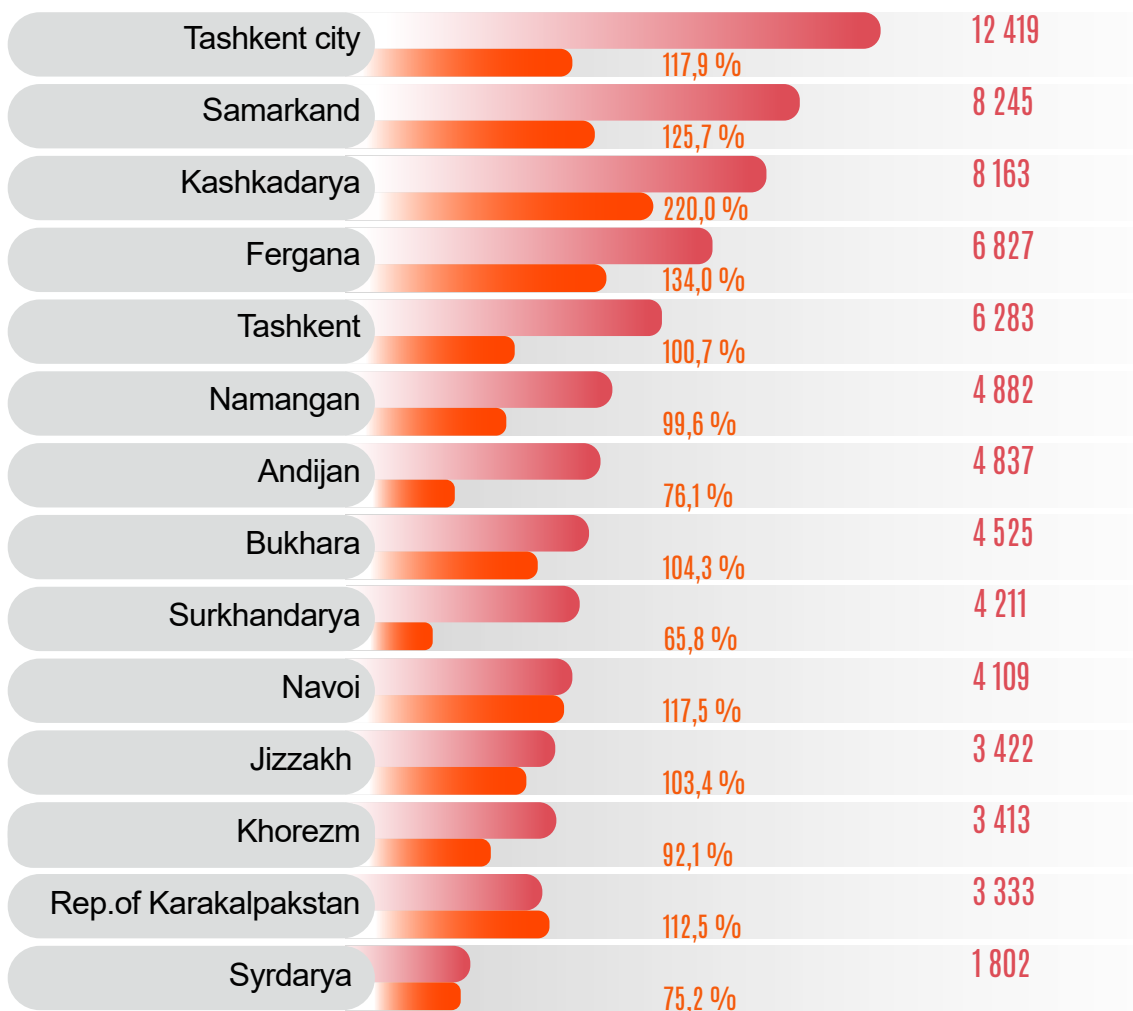
Quantity, by year



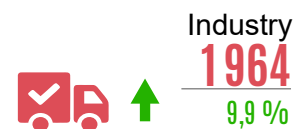
Growth rate by year



By regions



By type of economic activity



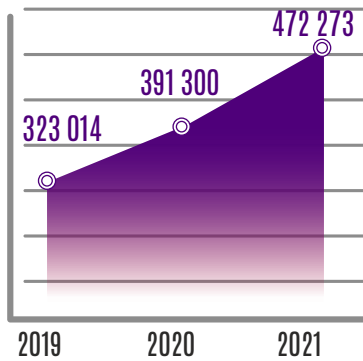
As you know, small business and private entrepreneurship are developing at an accelerated pace in Uzbekistan. Thus, a number of favorable legal and economic conditions have been created for domestic entrepreneurs and investors.

It should be especially noted that even during the pandemic, entrepreneurs made a worthy contribution to the sustainable functioning of the state's economy.

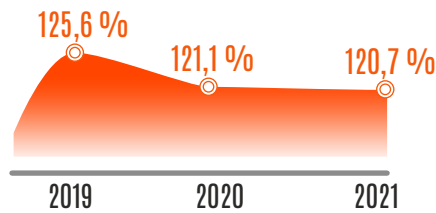
Compared to the same period in 2017, the growth rate of the number of newly created enterprises amounted to 248.3 %.

as of October 1, 2021

Quantity, by year



Growth rate by year



By type of economic activity



47 094

123,5 %

Agriculture, forestry and fisheries



156 928

127,1 %

Trade



10 638

122,3 %

Information and communication



93 054

117,4 %

Industry



18 512

112,0 %

Transportation and storage



8 742

120,2 %

Health and social services



44 845

113,1 %

Construction



33 635

118,4 %

Accommodation and catering

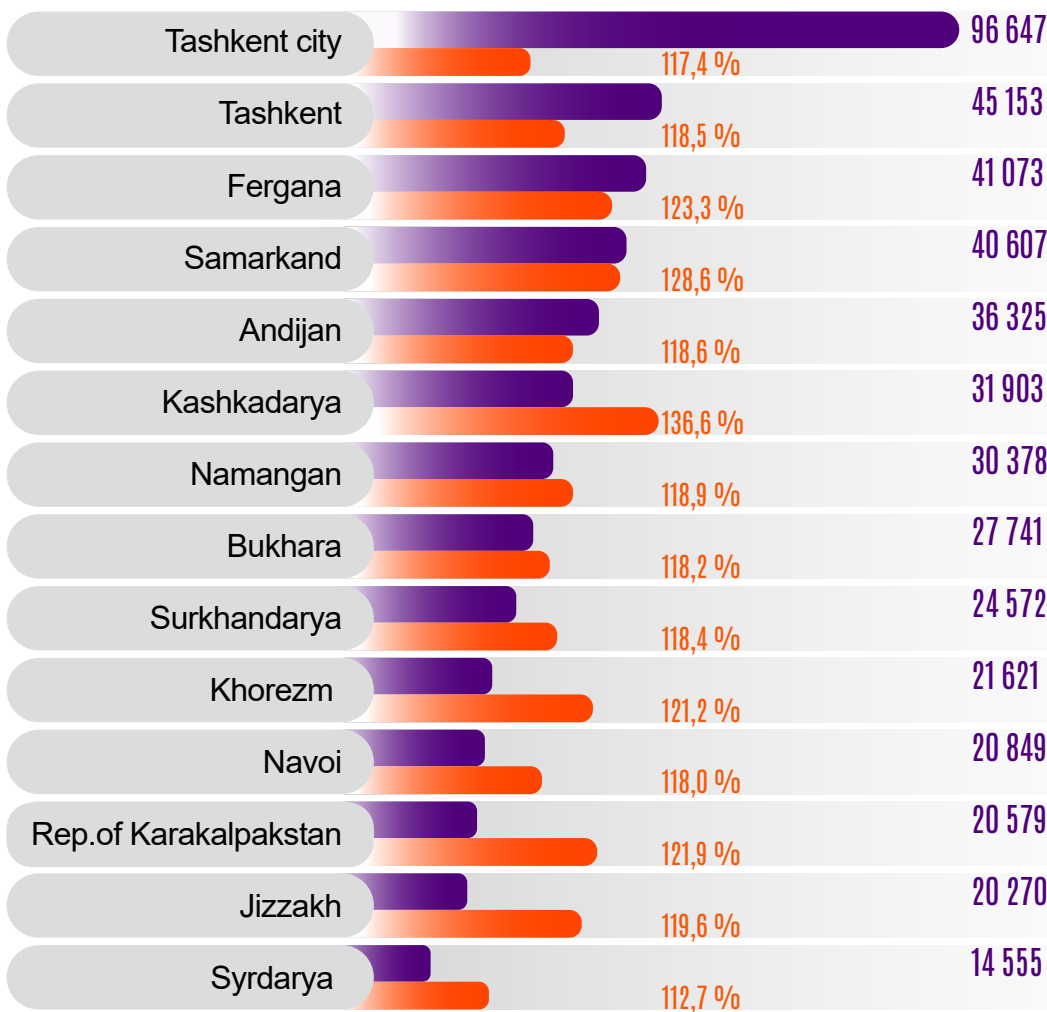


58 825

117,8 %

Other

By regions



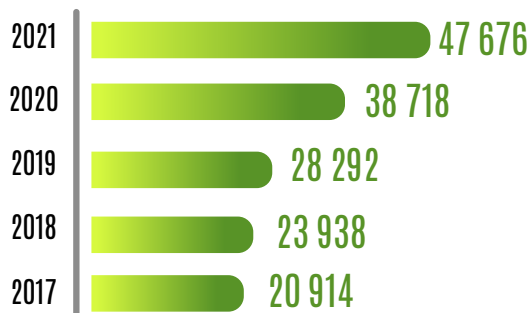
The number of operating small businesses as of October 1, 2021 increased by 80 973 units and, compared with the corresponding period of 2020, the growth rate was 120.7 %.

In the context of industries, growth was recorded in trade – 127.1 %, agriculture, forestry and fisheries – 123.5 %, information and communication – 122.3 %, industry – 117.4 %, as well as in Kashkadarya – 136.6 % , Samarkand – 128.6 %, Fergana – 123.3 % regions and Rep.of Karakalpakstan – 121.9 %.

Information about enterprises and organizations
engaged in agricultural, forestry and fishing activities

as of October 1, 2021

Quantity, by year

Crop and animal husbandry,
hunting and the provision of
services in these areas

43 891

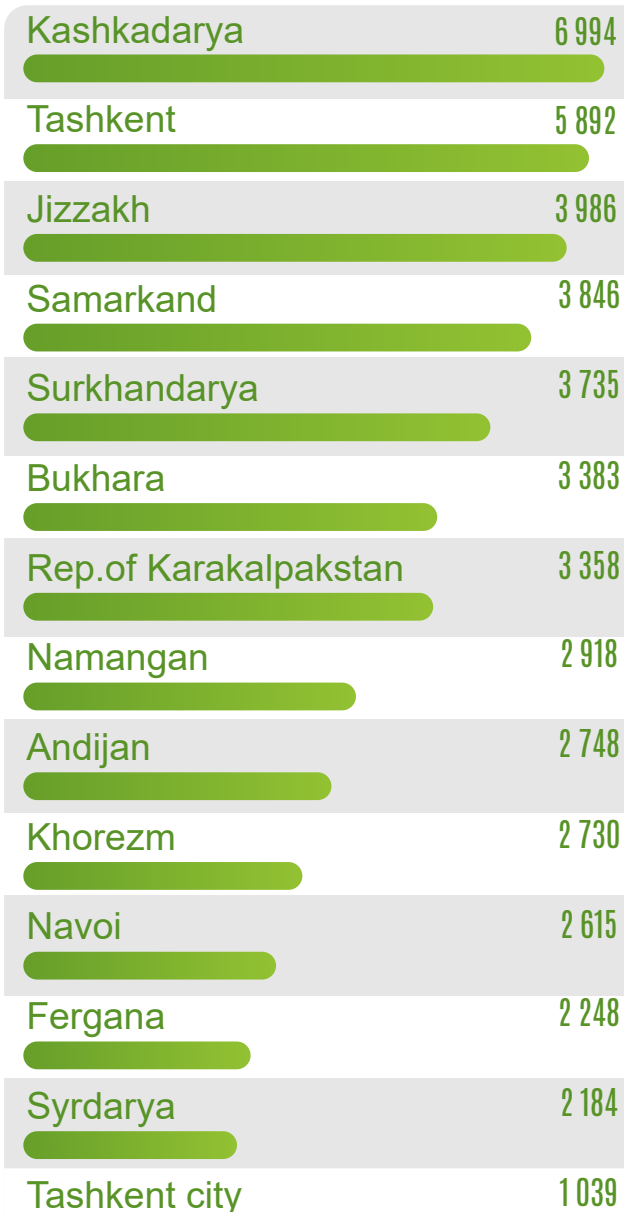
Forestry
and logging

230

Fisheries
and aquaculture

3 555

By regions

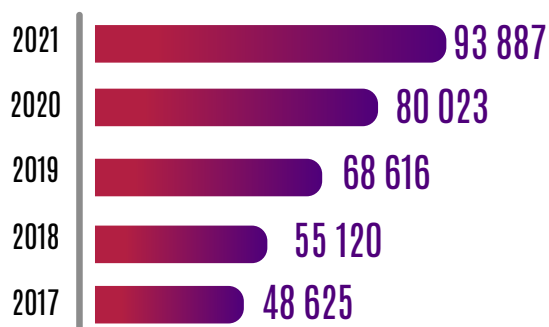


Agriculture, forestry and fisheries are the least affected sectors of the economy during the coronavirus pandemic.

Thanks to the special attention paid to this area of activity by our state, it becomes obvious that, compared to the same period in 2018, the number of operating enterprises and organizations has almost doubled and, if compared with the corresponding period of last year, it increased by 8 958 units.

as of October 1, 2021

Quantity, by year



89 139

Manufacturing
industryMining and
quarrying

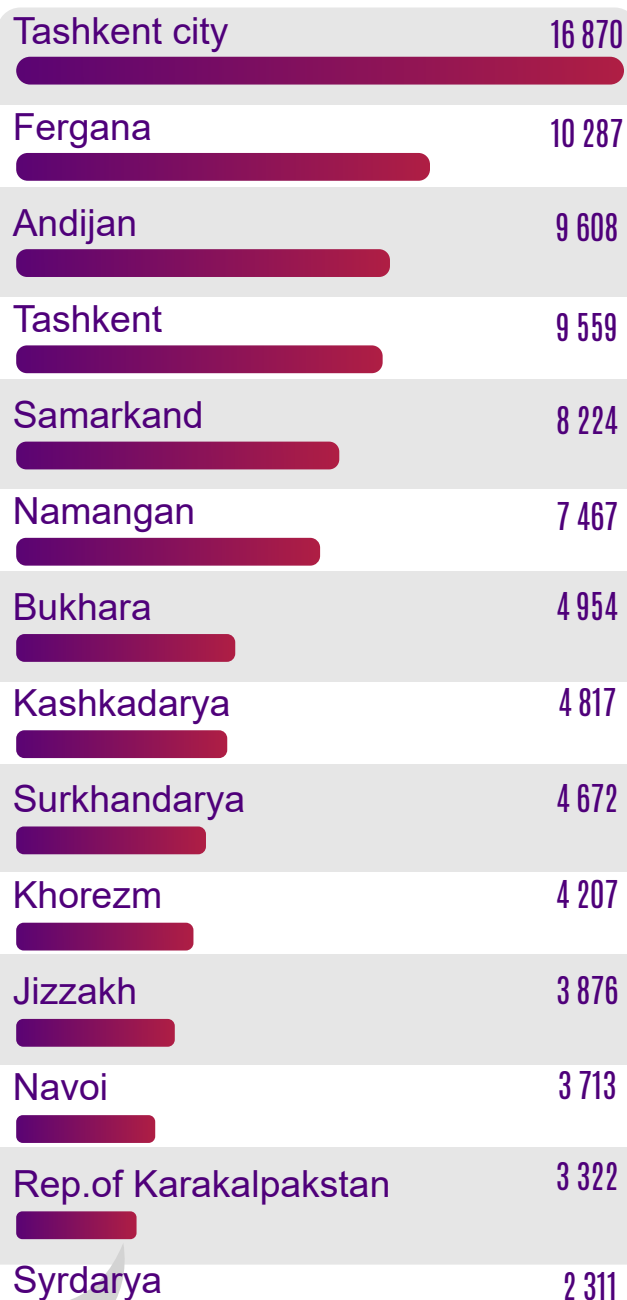
2 907

1 350

Water supply,
sewerage waste
collection and disposalElectricity, gas, steam
and airconditioning

491

By regions

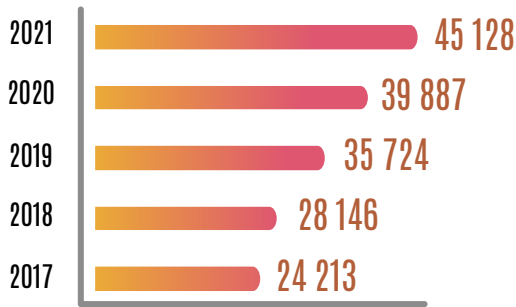


It is interesting to note that the industrial sector has the greatest potential among other sectors of the economy. So, over the past three years in the national economy, the growth rate of the number of operating industrial enterprises amounted to 170.3 %.

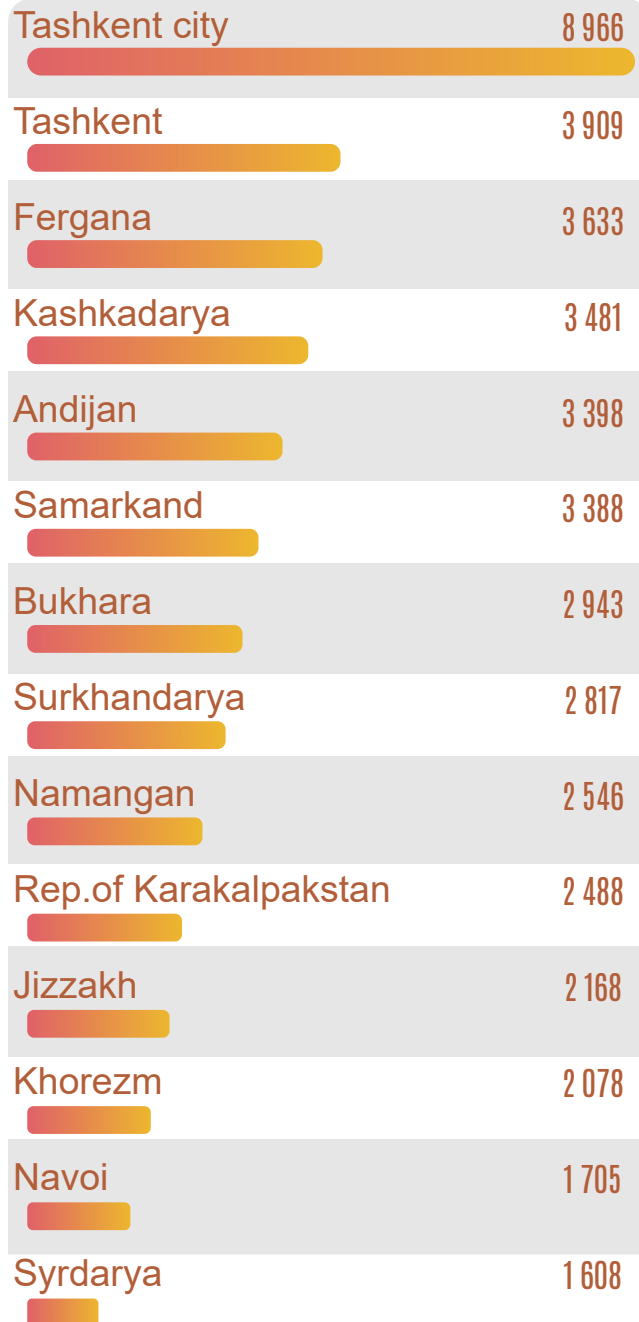
Of the total number of enterprises and organizations, the number of industrial enterprises amounted to 17.4 %, of which 94.9 % belong to the manufacturing industry (growth, compared to 2020, is 117.6 %), 3.1 % – to the mining industry and development. quarries (growth – 113.2 %), 0.5 % – electricity supply, gas, steam and air conditioning (growth – 107.9 %), 1.5 % – water supply, sewerage, waste collection and disposal (growth – 113.9 %).

as of October 1, 2021

Quantity, by year



By regions



25 716

Construction
of buildings
and structures

4 437

Construction
of civil facilities

14 975

Specialized
construction works

Compared to the same period in 2019, the growth rate of the number of enterprises and organizations related to the construction sector, which is one of the sectors with stable growth rates in the national economy, amounted to 126.3 %.

The total number of enterprises and organizations operating in the field of construction, in the following areas:

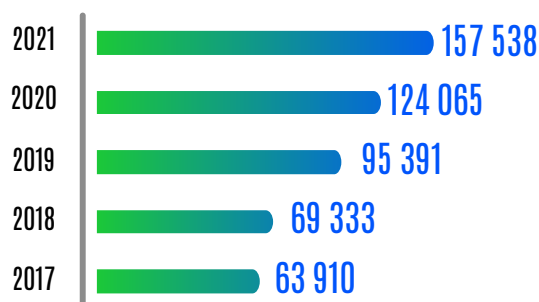
construction of buildings and structures accounted for 57.0 %, the growth rate, compared to the corresponding period last year, reached 111.1 %;

the construction of civil facilities was recorded at the level of 9.8 %, and the growth rate reached 117.8 %;

specialized construction works – 33.2 %, the growth rate was 115.4 %.

as of October 1, 2021

Quantity, by year



100 939

Retail trade, excluding
trade in cars and
motorcycles


43 751

Wholesale trade,
except for trade
in cars and
motorcycles

12 848

Wholesale and retail
trade in cars and motorcycles
and their repair

By regions



The total number of enterprises and organizations operating in the field of trade in the following areas:

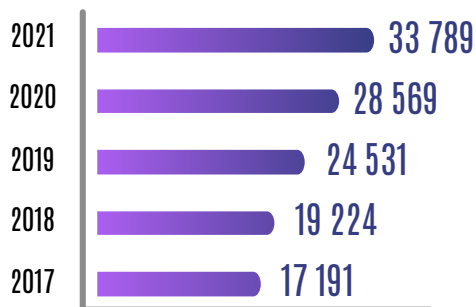
retail trade, except for the sale of cars and motorcycles, amounted to 64.1 %, the growth rate, compared to the corresponding period of the last year, reached 128.5 %;

wholesale trade, except for trade in cars and motorcycles, was fixed at 27.8 %, and the growth rate reached 123.8 %;

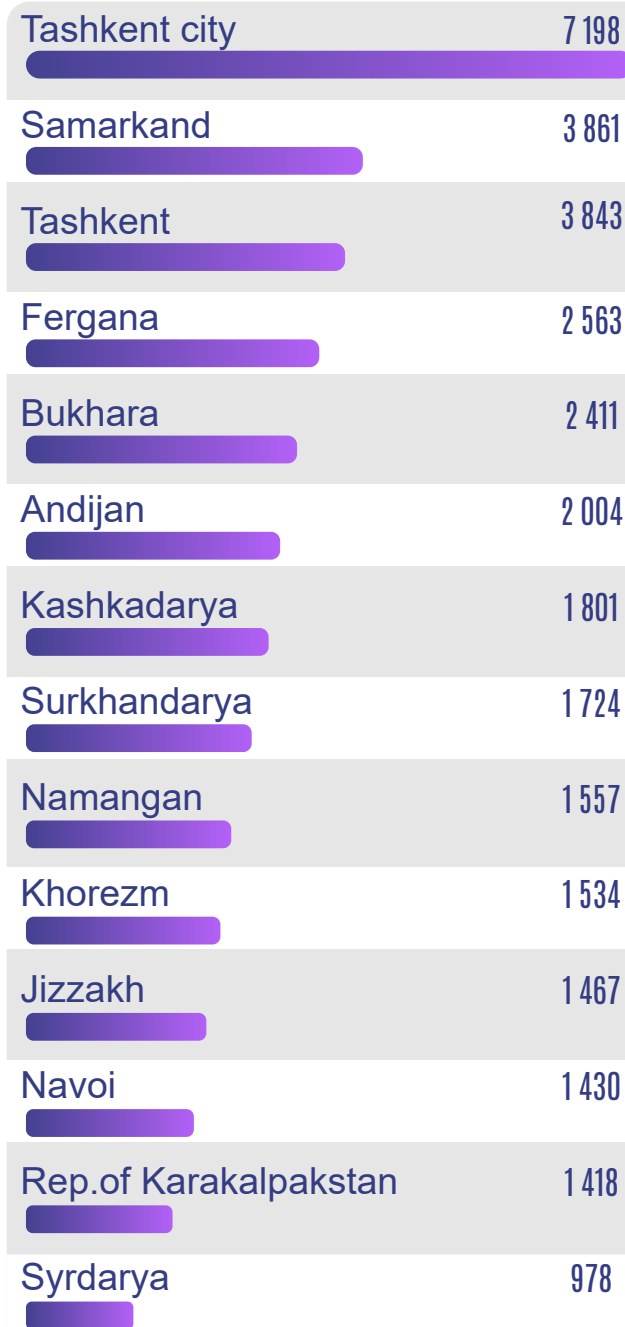
wholesale and retail trade in cars and motorcycles and their repair – 8.1 %, the growth rate was 125.9 %.

as of October 1, 2021

Quantity, by year



By regions



3 139

Accommodation
services

30 650

Food and
beverage
services

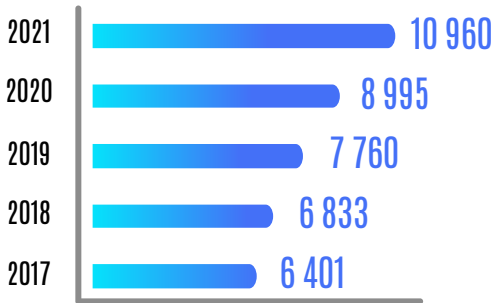
As of October 1, 2021, the number of enterprises amounted to 6.3 % of their total number in the country. The growth rate of the number of operating enterprises and organizations in the field of accommodation and catering services, if compared with the same period in 2019, reached 137.7 %.

Hotels, tourist camps, parks, recreation and entertainment towns are important areas of activity in the field of accommodation services and, as of October 1, 2021, the share of operating enterprises and organizations in the field of accommodation and catering services was 9.3 %.

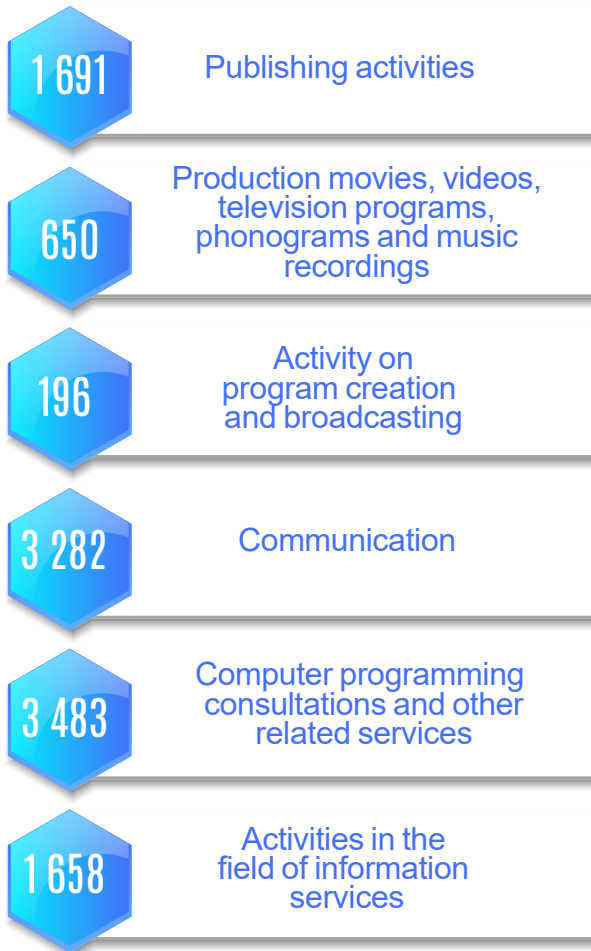
Restaurants and services for the delivery of food, food on demand and other services for the delivery of food, as of October 1, 2021, account for 90.7 % of the services for the provision of food and beverages.

as of October 1, 2021

Quantity, by year



By regions



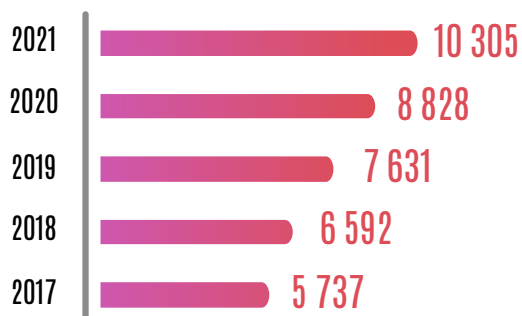
As of October 1, 2021, the number of enterprises and organizations engaged in the development of publishing, the production of films, video films, television programs, phonograms and music recordings, in the field of information and communications amounted to 21.4 %, the growth rate compared to the corresponding period 2020, reached 114.3 %.

The number of enterprises for the creation of programs, television and radio broadcasting and communications in the field of information and communications amounted to 31.7 %, the growth rate, if compared with the same period in 2020, reached 121.6 %.

The number of enterprises in computer programming and information services in the field of information and communications amounted to 46.9 %, the growth rate, compared to the same period last year, reached 125.8 %.

as of October 1, 2021

Quantity, by year

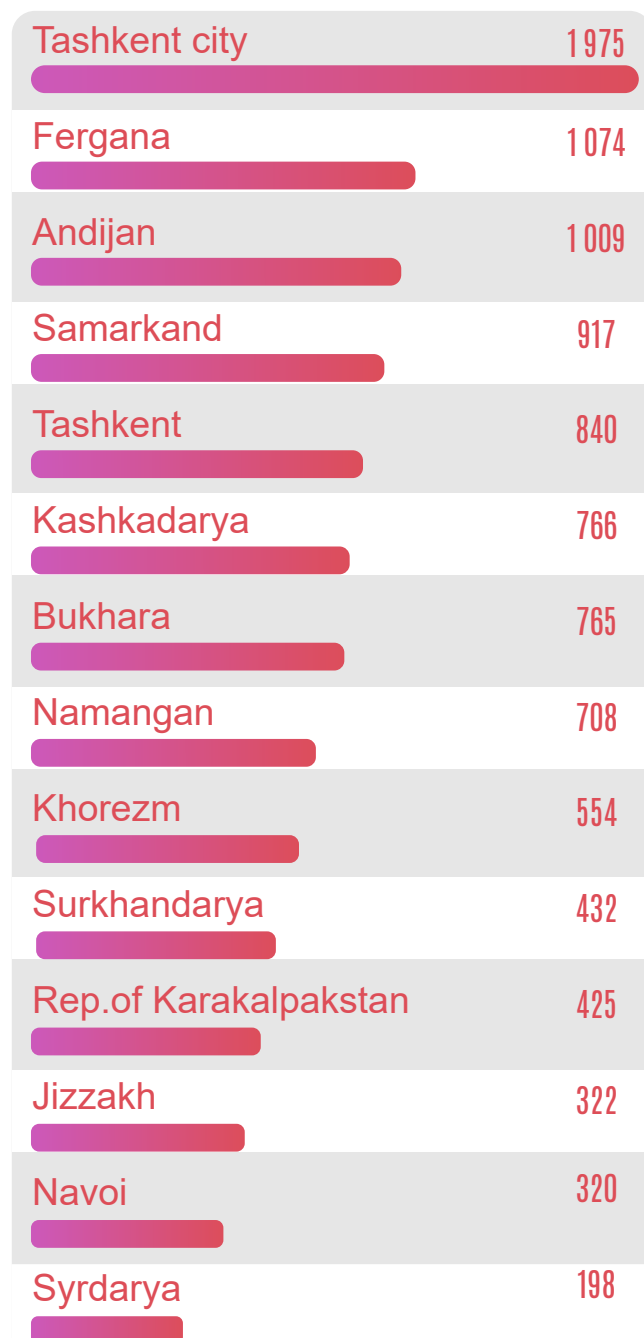


As of October 1, 2021, 95.0 % of enterprises in the field of health care and social services were enterprises in the field of health care and, when compared with the corresponding period of 2020, the growth rate reached 117.2 %.

The number of residential care establishments was 2.5 % and, compared to the same period in 2020, the growth rate reached 110.7 %.

The number of enterprises providing social services without providing accommodation in the field of health and social services amounted to 2.5 %, the growth rate, compared to the same period last year, reached 106.3 %.

By regions



9 792

Activities in the
field of health

259

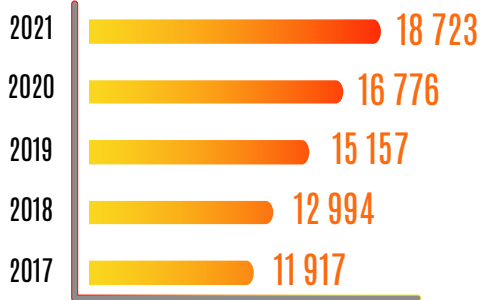
Care provided
with accommodation

254

Providing social services
without providing
accommodation

as of October 1, 2021

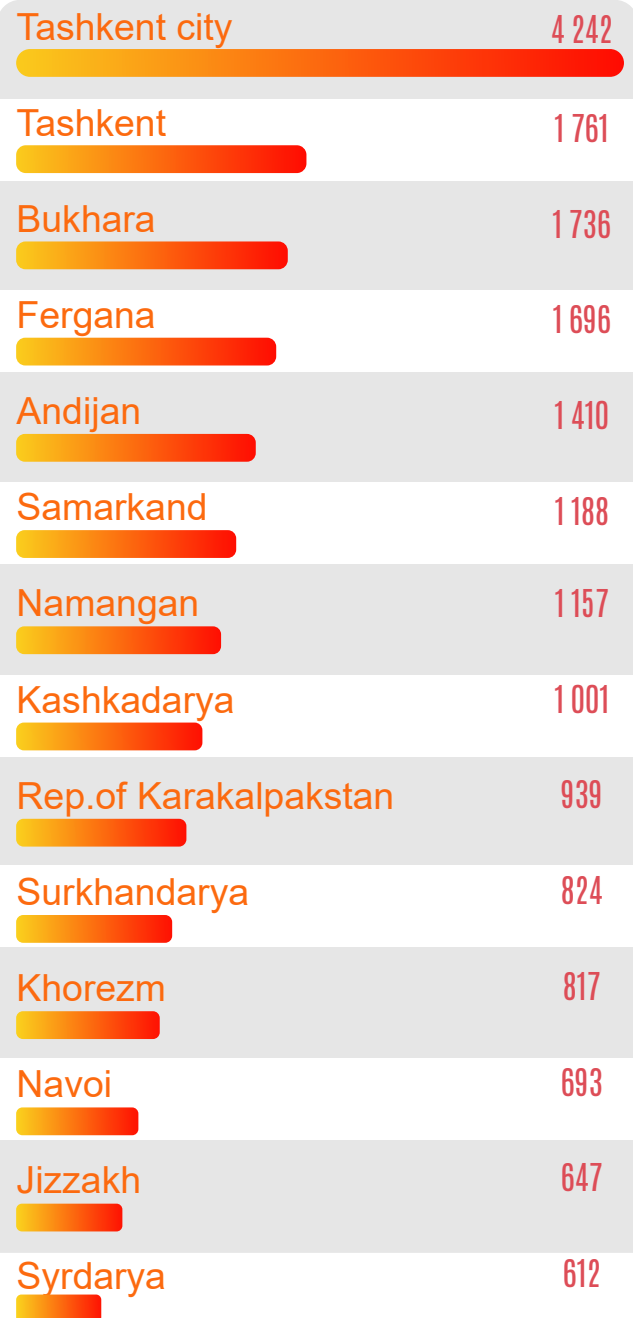
Quantity, by year



As of October 1, 2021, the number of operating enterprises and organizations in the field of transportation and storage of the total number in the country amounted to 3.5 %.

The growth rates of enterprises and organizations in the field of land and pipeline transport, operating in transportation and storage, amounted to 111.1 %, compared to the corresponding period of 2020, in the field of warehousing and auxiliary transport activities, the growth rate was 109.5 %, postal and courier service – 129.1 %. The number of operating enterprises and organizations in the field of air transport increased by 2 times and, if compared with the same period in 2020, the number of enterprises and organizations in the field of water transport increased by 3.2 times.

By regions

Land and
pipeline
transport

13 194

4 668

Warehousing
and ancillary
transport
activitiesPostal and
courier
activities


767

81

Air
transportWater
transport

13

as of October 1, 2021

Number of
business entitiesShare of operating
business entities

As you know, the organizational and legal form is understood as the method of consolidation (formation) and use by the subject of this or that property and the legal status and goals of activity arising from this. It is also used when solving problems related to:

formation of information resources of registers, registers and cadastres containing information about economic entities;

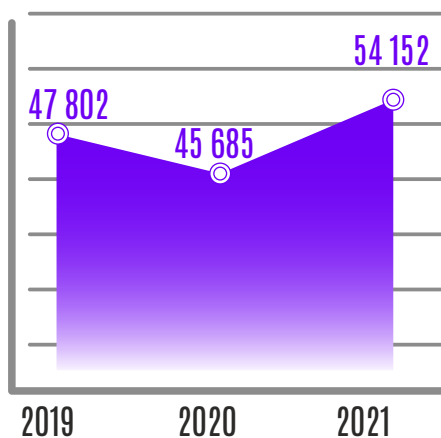
the development of statistical information within the framework of organizational and legal forms;

ensuring interdepartmental information exchange;

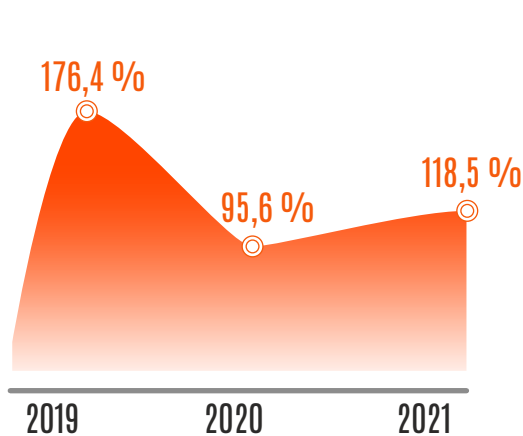
analysis and forecasting of socio-economic processes and phenomena

as of January-September, 2021

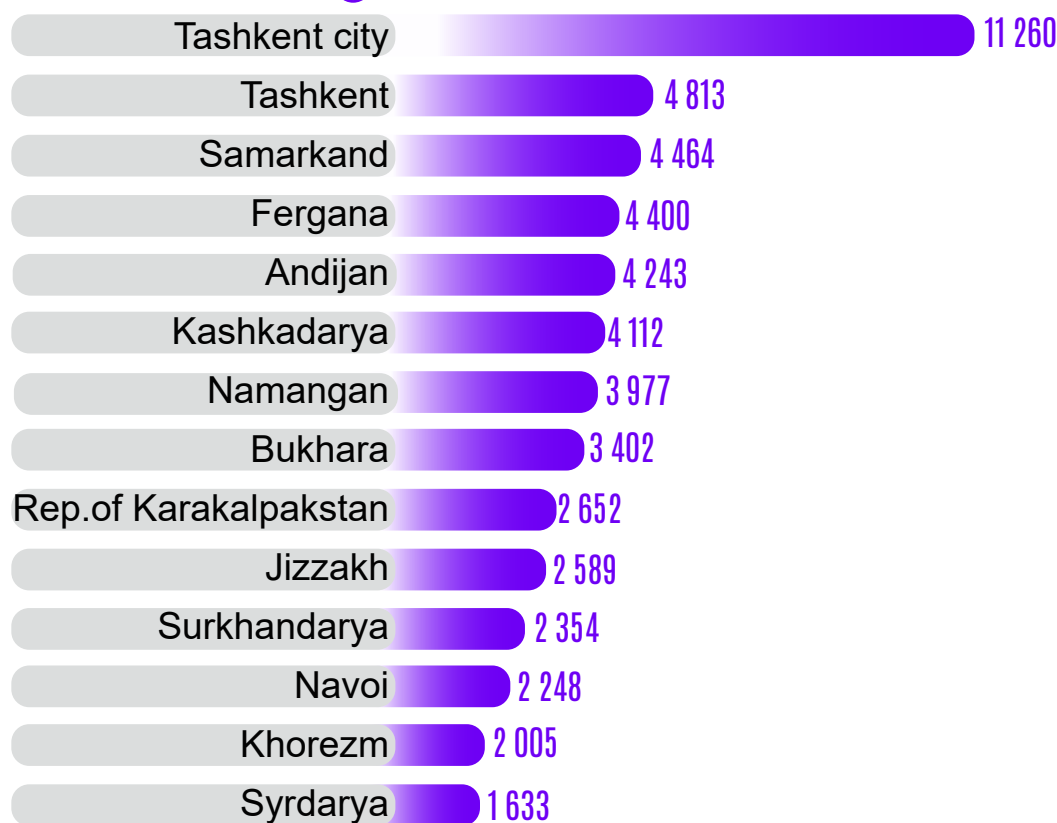
Quantity, by year



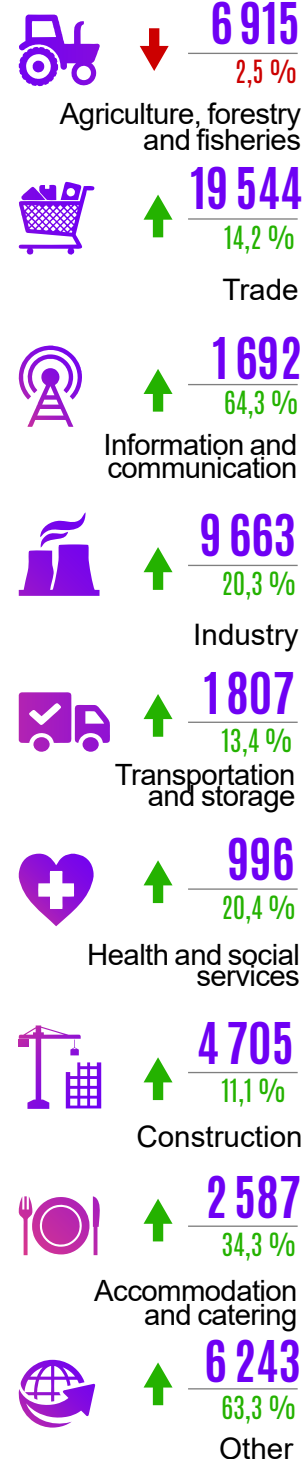
Growth rate by year



By regions



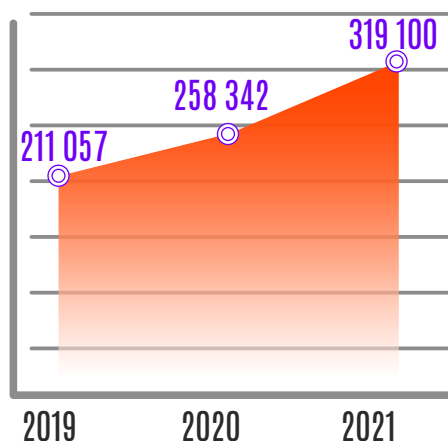
By type of economic activity



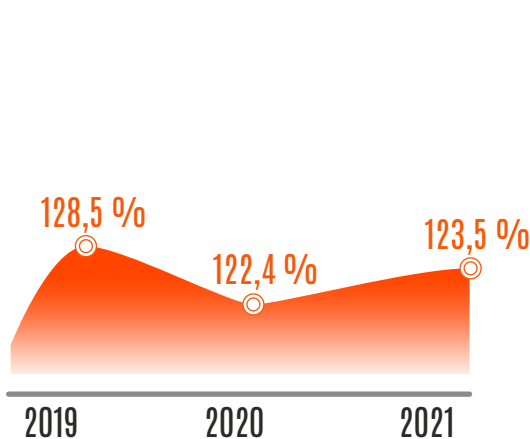
A limited liability company is a company founded by one or several persons, the authorized capital (authorized capital) of which is divided into the size of the share determined by the constituent documents. Members of a limited liability company are not liable for its obligations and bear the risk of losses associated with the activities of the company, within the value of their contributions. Also, participants in a limited liability company who have not fully made their contributions are jointly and severally liable for their obligations within the value of the unpaid part of the contribution of each of the participants.

as of October 1, 2021

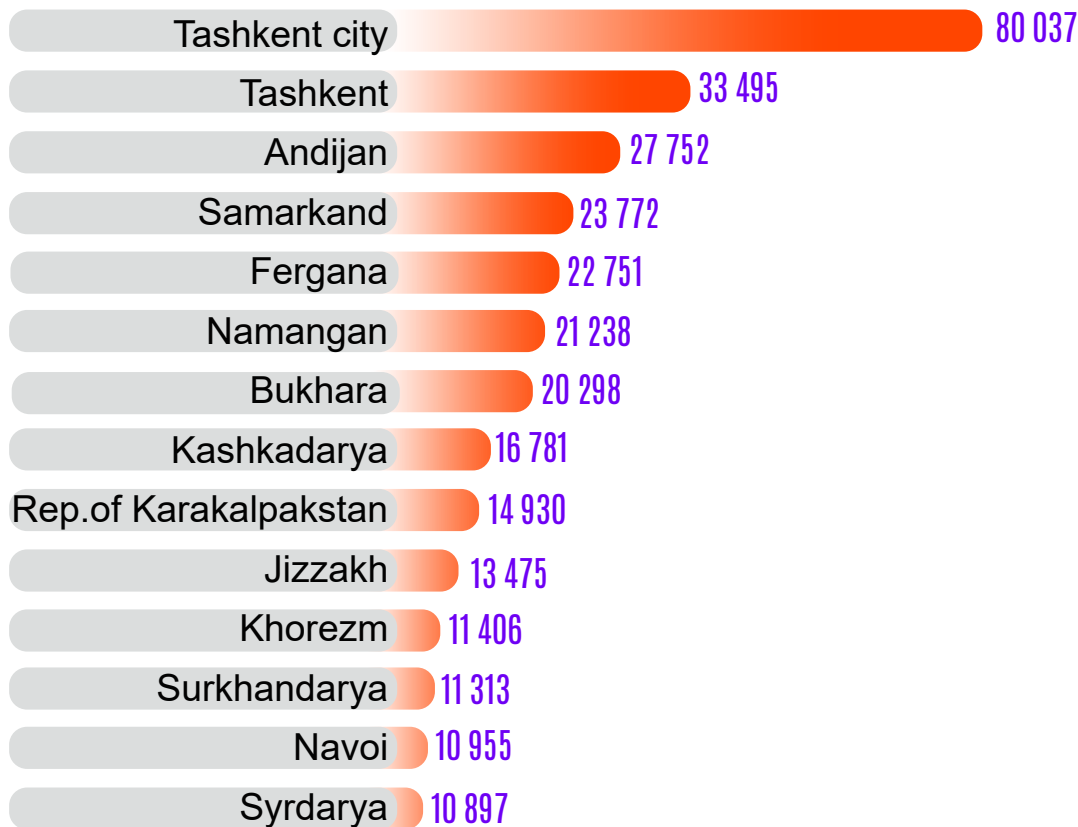
Quantity, by year



Growth rate by year



By regions



By type of economic activity



31 908

127,4 %

Agriculture, forestry and fisheries



102 532

130,2 %

Trade



7 728

131,7 %

Information and communication



59 168

118,6 %

Industry



16 133

113,0 %

Transportation and storage



5 771

123,9 %

Health and social services



36 046

116,8 %

Construction



16 790

121,1 %

Accommodation and catering



43 024

122,3 %

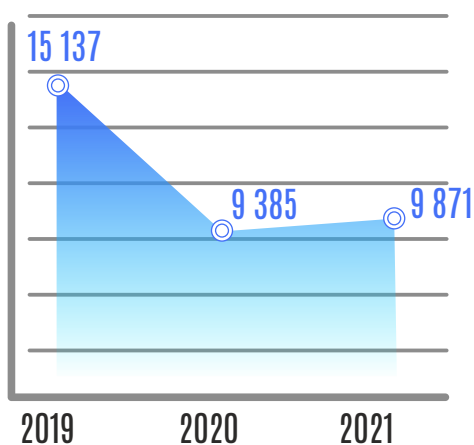
Other

Of the 475.3 thousand operating commercial enterprises and organizations as of July 1, 2021, limited liability companies account for 319.1 thousand. Based on this, it can be concluded that limited liability companies are the most common form of implementation entrepreneurial activity in the country.

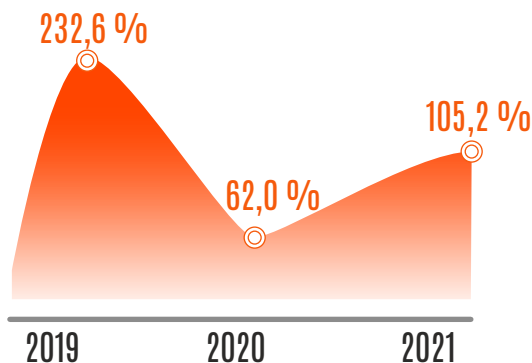
If we consider in the context of industries, the growth was recorded in the field of information and communication – 131.7 %, trade – 130.2 %, agriculture, forestry and fisheries – 127.4 %, healthcare and social services – 123.9 %, as well as in Kashkadarya – 137.5 %, Fergana – 127.8 %, Surkhandarya – 127.1 % and Samarkand – 127.0 % regions.

as of January-September, 2021

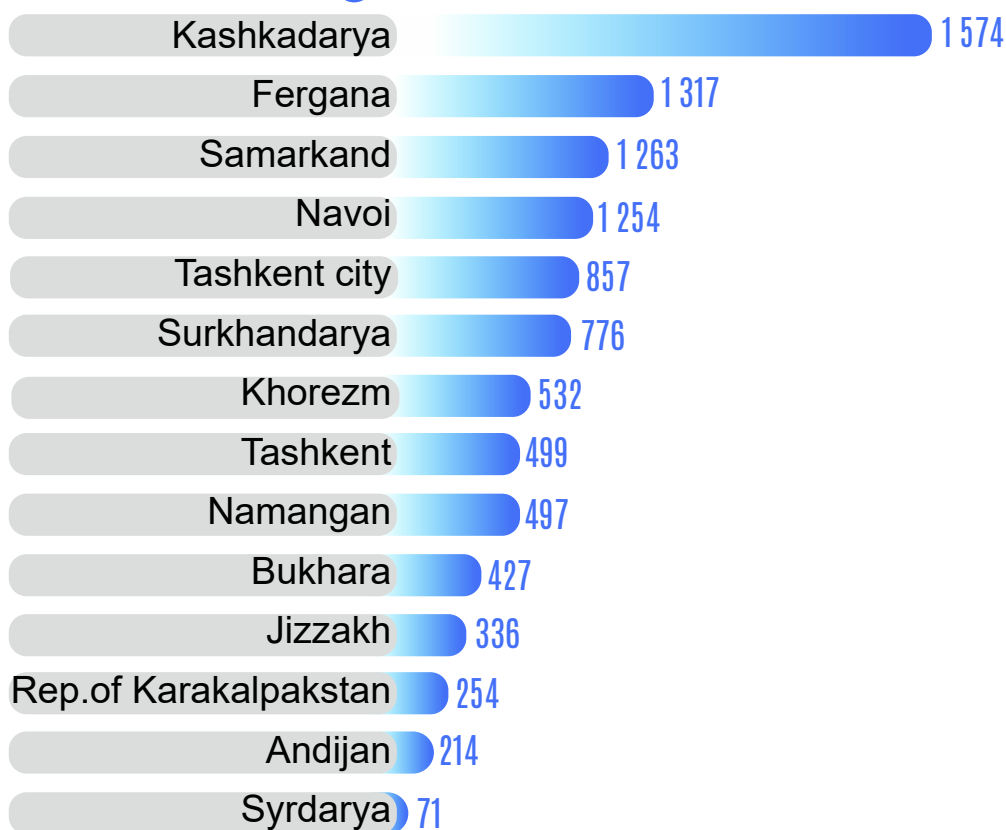
Quantity, by year



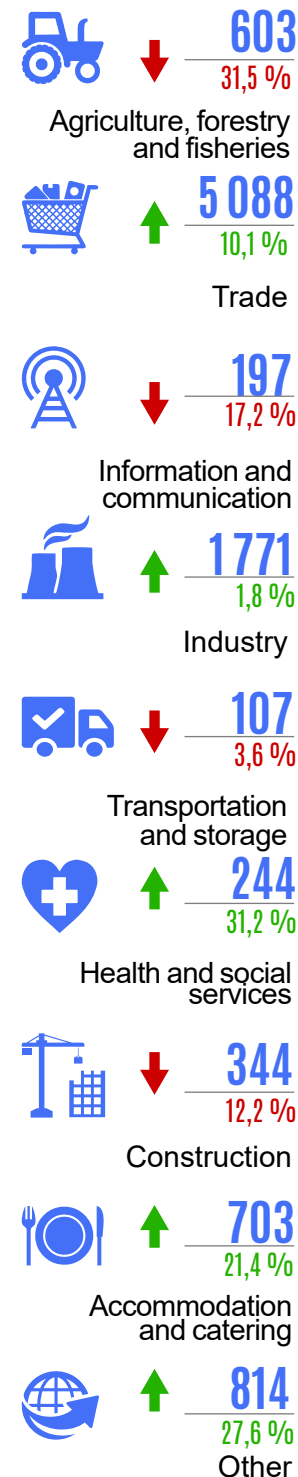
Growth rate by year



By regions



By type of economic activity

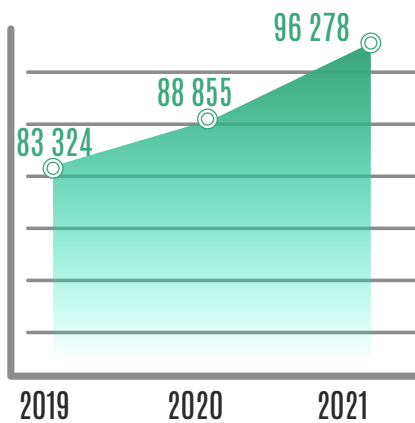


A private enterprise is a commercial organization created and managed by an individual owner. A private enterprise is a legal form of business entities.

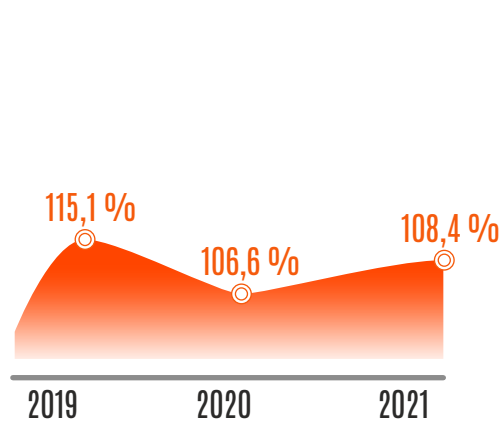
This organization owns separate property, can, on its own behalf, acquire and exercise property and personal non-property rights, bear obligations, act as a plaintiff and a defendant in court.

as of October 1, 2021

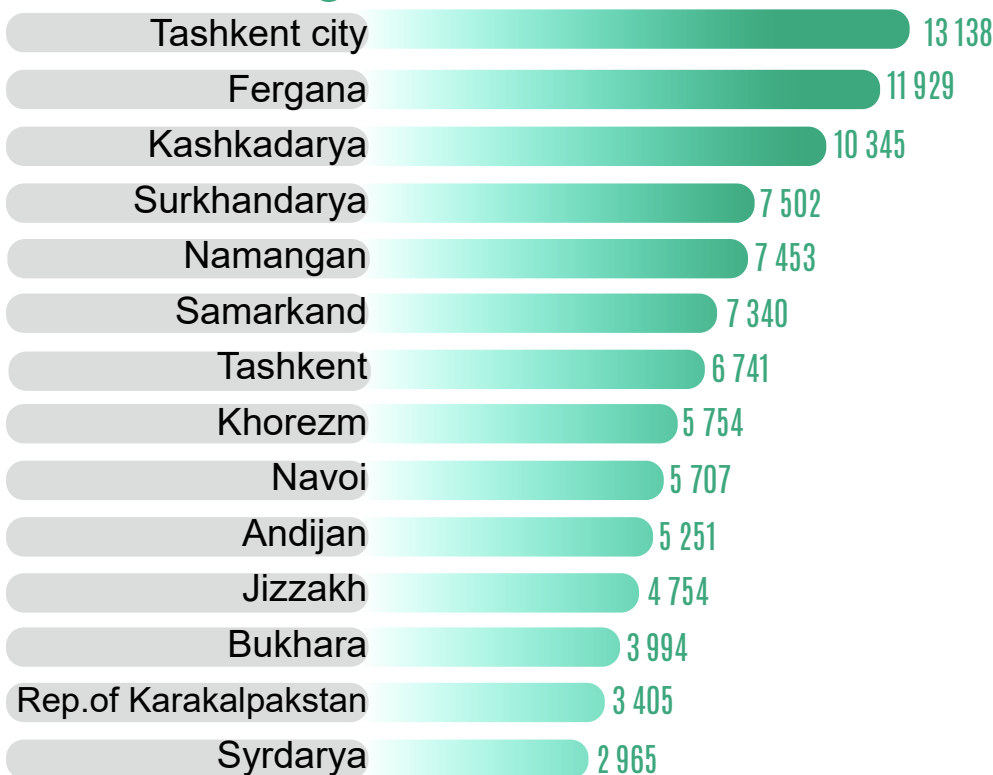
Quantity, by year



Growth rate by year



By regions



By type of economic activity



6 914
104,5 %

Agriculture, forestry and fisheries



37 940
113,4 %

Trade



2 391
102,2 %

Information and communication



17 057
106,6 %

Industry



1 912
103,6 %

Transportation and storage



2 500
109,6 %

Health and social services



7 826
100,1 %

Construction



8 329
107,8 %

Accommodation and catering



11 409
106,0 %

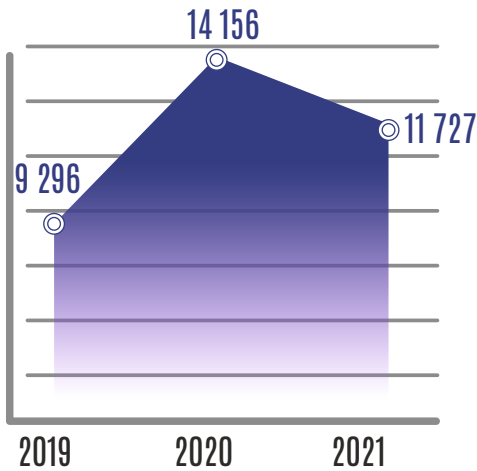
Other

Compared to the same period last year, then, as of July 1, 2021, the number of operating private enterprises increased by 8.4 %.

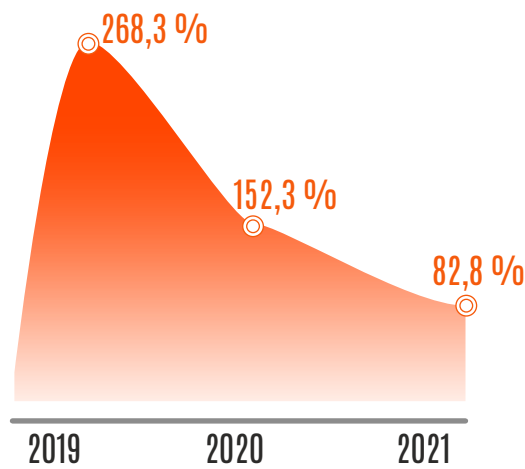
In terms of industries, growth was recorded in trade – 113.4 %, healthcare and social services – 109.6 %, accommodation and food services – 107.8 %, industry – 106.6 %, as well as in Samarkand – 120.0 %, Kashkadarya – 114.8 %, Navoi – 114.0 %, Fergana – 113.4 %, Khorezm – 110.9 %, and Surkhandarya – 107.3 % regions

as of January-September, 2021

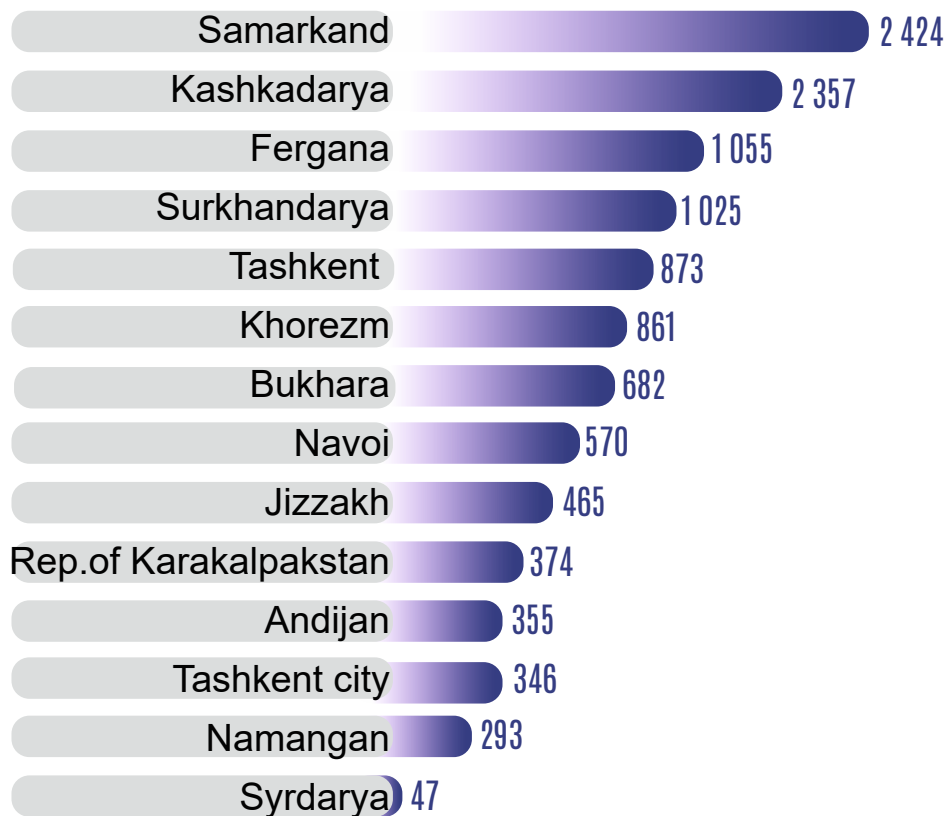
Quantity, by year



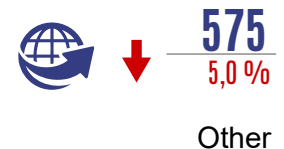
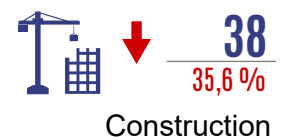


Growth rate by year



By regions



By type of economic activity

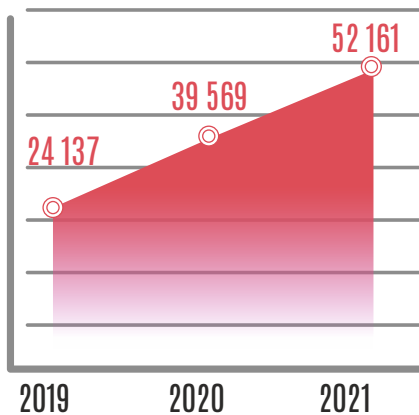


A family enterprise is a small business entity that is voluntarily created by its participants on the basis of common property that is shared or jointly owned by the participants in the family enterprise, as well as the property of each of the participants in the family enterprise for the production and sale of goods (works, services).

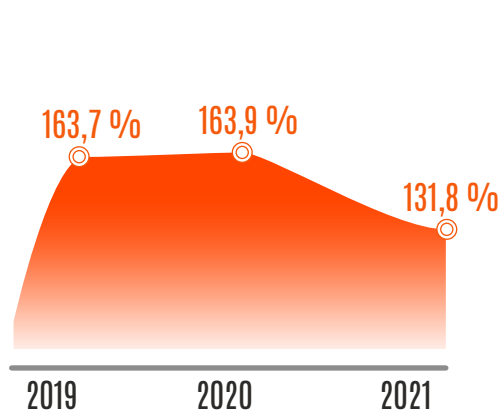
The activities of a family enterprise, which is one of the organizational and legal forms of business entities, is based on the personal work of its private owners.

as of October 1, 2021

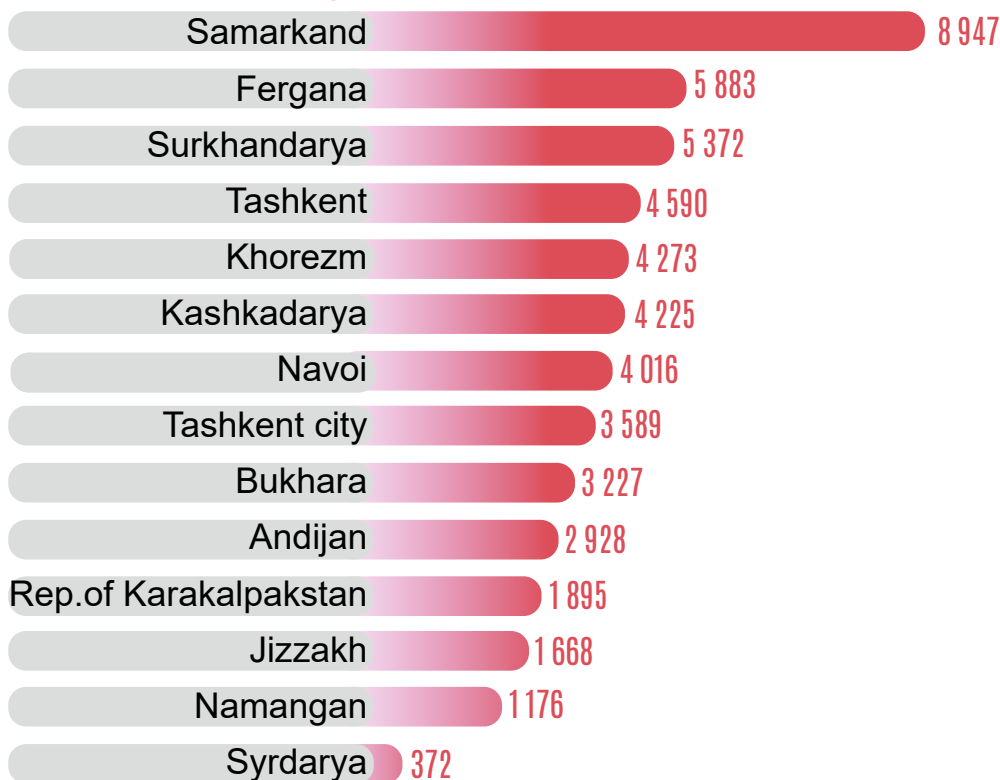
Quantity, by year



Growth rate by year



By regions



By type of economic activity



6 363

126,7 %

Agriculture, forestry and fisheries



16 123

147,4 %

Trade



373

127,3 %

Information and communication



16 107

126,0 %

Industry



405

120,2 %

Transportation and storage



475

138,1 %

Health and social services



465

118,6 %

Construction



8 453

125,0 %

Accommodation and catering



3 397

126,1 %

Other

As of October 1, 2021, the number of operating family businesses that have passed state registration as a legal entity amounted to 52 161, or 94.7 % of the number of registered family businesses. Compared to the previous year, the growth of their number averaged 131.8 %.

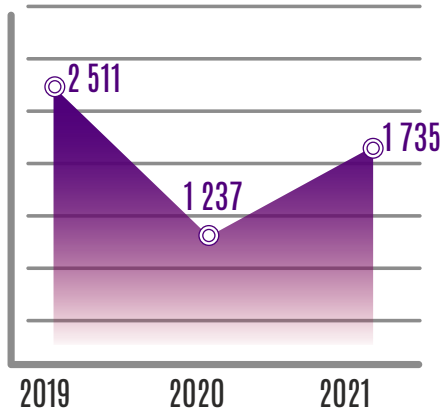
In terms of industries, growth, in particular, was observed in trade – 147.4 %, healthcare and social services – 138.1 %, agriculture, forestry and fisheries – 126.7 %, industry – 126.0 %, as well as in Kashkadarya – 243.4 %, Samarkand – 142.8 %, Jizzakh – 134.5 %, Namangan – 132.4 % and Fergana – 131.7 % regions.

Section 4. Information about enterprises and organizations with foreign capital

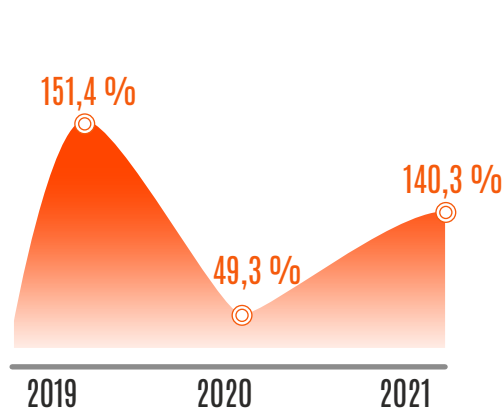
Information about newly created enterprises and organizations with foreign capital

as of January-September, 2021

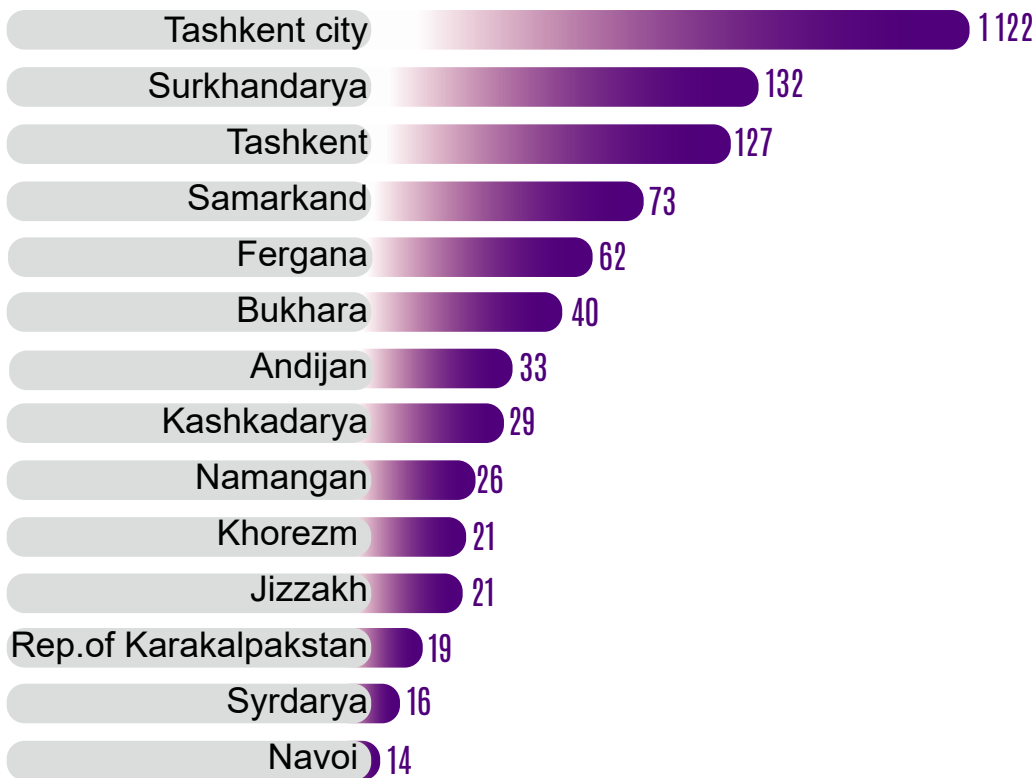
Quantity, by year



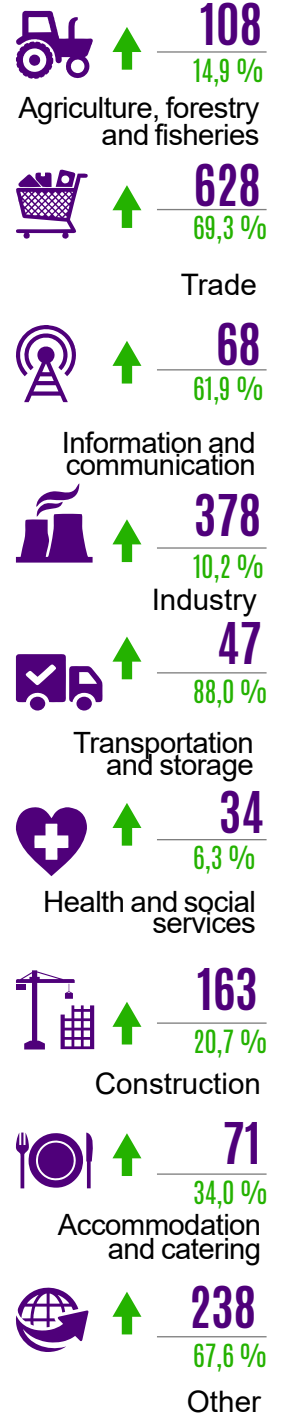
Growth rate by year



By regions



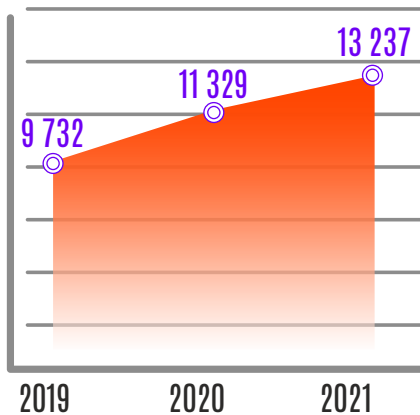
By type of economic activity



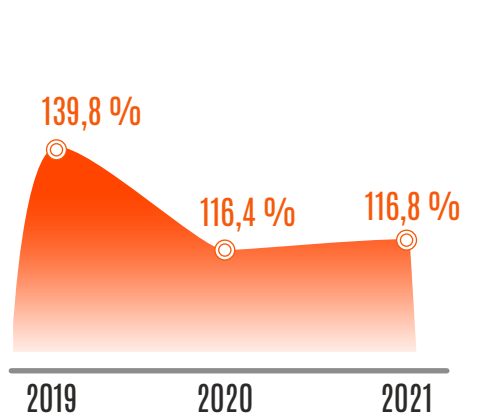
The system of financial and economic incentives for foreign investors is an important factor in investment attractiveness, and as a result of the work carried out in our country to develop international economic cooperation, there has been a significant increase in the number of enterprises with foreign investments. Thus, in comparison with the corresponding period of 2017, in January-September 2021, the number of newly created enterprises and organizations increased by 2.9 times.

as of October 1, 2021

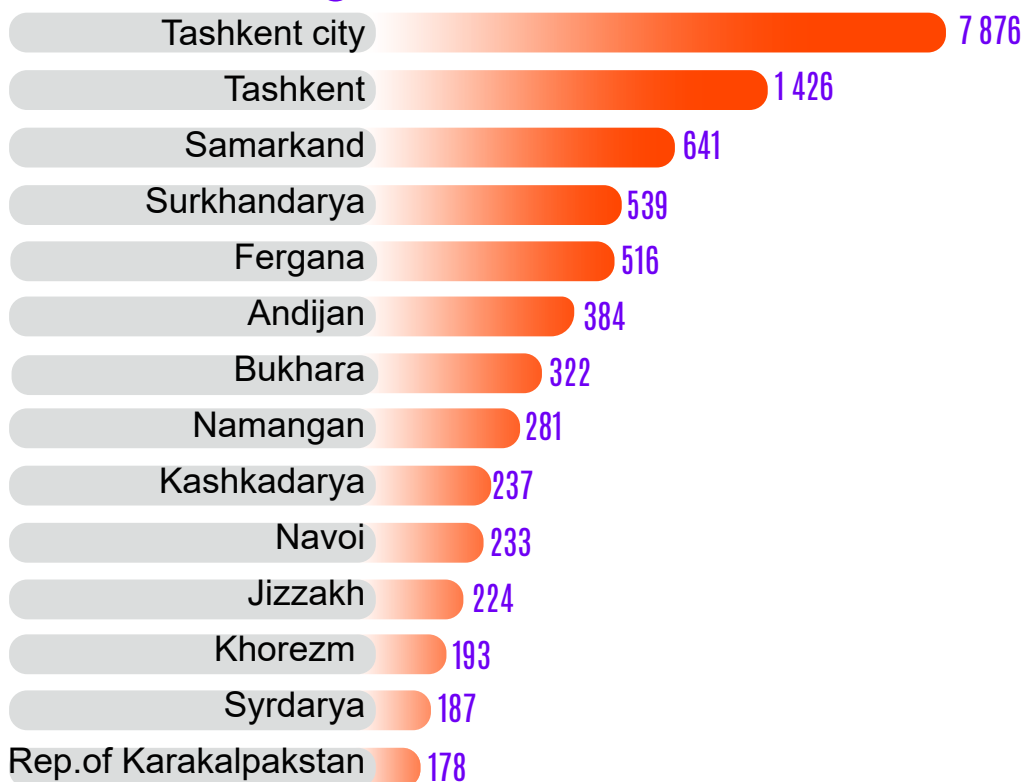
Quantity, by year



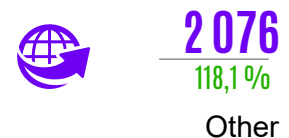
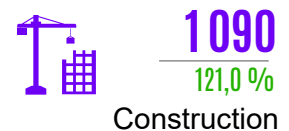

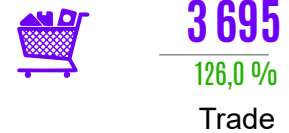

Growth rate by year



By regions



By type of economic activity



As of October 1, 2021, the number of operating enterprises with the participation of foreign capital in the republic amounted to 13 237 units. Compared to last year, the growth rate was 116.8 %, or 1 908 units.

In the context of industries, growth was observed in health care and social services – 128.9 %, trade – 126.0 %, information and communications – 123.9 %, construction – 121.0 %, as well as in Surkhondarya – 136.8 %, Fergana – 119.7 %, Khorezm – 119.1 %, Tashkent city – 118.4 %, Jizzakh – 116.1 %, Andijan – 115.7 % and Samarkand – 115.1 % regions.

as of January-September, 2021



Uzbekistan is carrying out comprehensive economic and social reforms aimed at accelerating the development of economic growth, expanding international relations and creating favorable legal conditions for foreign direct investment. The country's strategic geographic location, rich and diverse natural resources, and a sizable domestic market of 35.0 million people represent enormous potential for investment and growth. The government of the republic pays close attention to increasing foreign investment in order to stimulate business development and introduce modern technologies to improve the well-being of its citizens.

as of October 1, 2021



The characteristic features of the new foreign policy of Uzbekistan are the desire for openness, pragmatism, predictability, focus on the priorities of long-term sustainable development, strengthening good-neighborly relations with neighboring countries, expanding international cooperation on an equal basis.

It should be noted that out of the total number of operating enterprises with foreign capital participation, 6 125 of them are joint ventures and 7 112 are foreign.

Information on the number of operating joint ventures and foreign companies by region

as of October 1, 2021

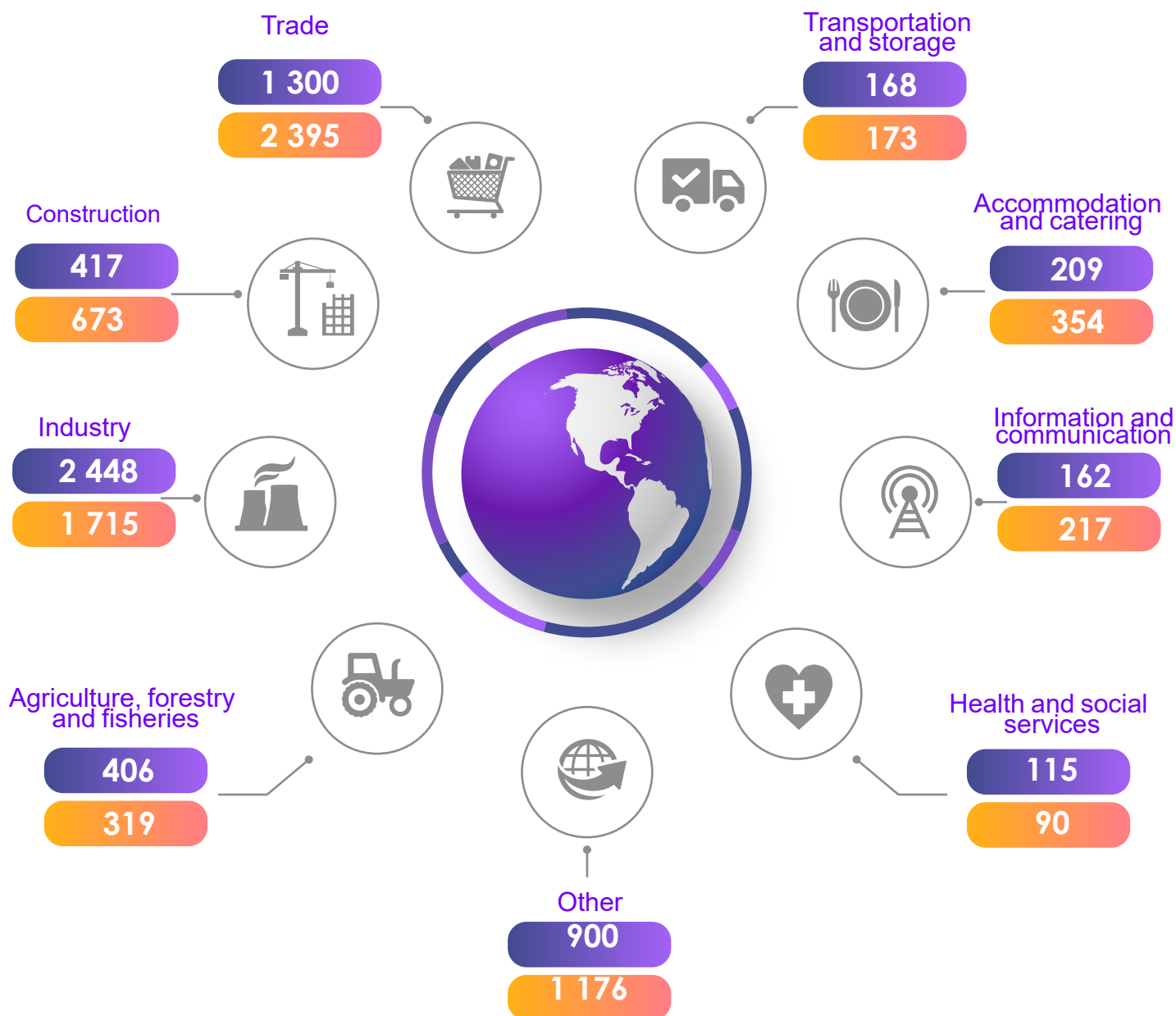
Joint ventures

Foreign enterprises



Information on the number of operating joint ventures and foreign enterprises by type of economic activity

as of October 1, 2021



joint ventures

foreign enterprises

The most important goal of the Action Strategy for the five priority areas of development of the Republic of Uzbekistan for 2017–2021 is the further development of international economic cooperation. Thus, the increase in the number of enterprises with foreign investment is primarily due to political stability and the improvement of the legal framework for investment activities in the country.

The Unified State Register of Enterprises and Organizations is an automated system containing periodically updated information of a reference character, provides state accounting and identification of enterprises and organizations on the basis of a unified classification system.

Registered – legal entities that have passed state registration with the registration authority in the prescribed manner and have legal entities in the State Register (with the exception of liquidated legal entities).

Active – legal entities that have passed state registration with the registration authority in the prescribed manner, and have not submitted information to the state statistics authorities about the failure to carry out or the completion of financial and economic activities.

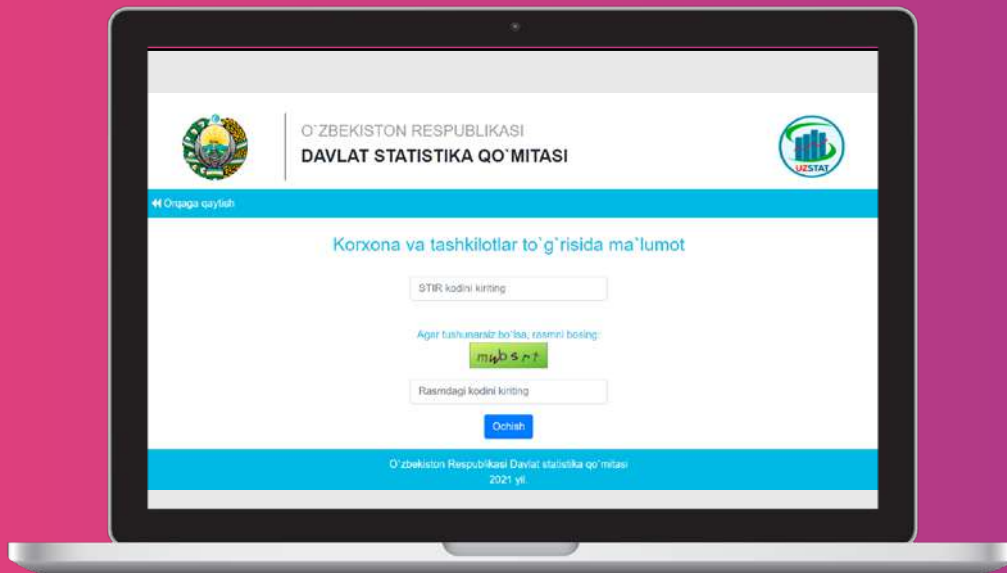
Newly created – legal entities that have passed state registration with the registration authority in the prescribed manner and are entered (newly included) in the state register of legal entities.

The level of activity of legal entities is the percentage of legal entities inactive at a specified time to the total number of registered legal entities.

Small enterprises and micro-firms are organizations related to small businesses in accordance with Appendix 1 to the Resolution of the Cabinet of Ministers of the Republic of Uzbekistan dated August 24, 2016 No. 275 “On measures to transfer to the international system of classification of types of economic activity”.

Enterprises with the participation of foreign capital – enterprises with the participation of non-residents, foreign legal entities (branches and divisions of foreign firms), foreign citizens and stateless persons in the authorized capital of the enterprise.

Information on enterprises and organizations was compiled on the basis of the database of the Agency for public services under the Ministry of Justice of the Republic of Uzbekistan as of October 1, 2021 (excluding farms and dekhkan farms).



For external users, interactive services are available on the stat.uz website that provide access to the database of the Unified State Register of Enterprises and Organizations (USRPO).

**Maintenance and system
maintenance
of statistical registers
Tel. 71 202-80-90 (91)**

