



O‘ZBEKISTON RESPUBLIKASI
PREZIDENTI HUZURIDAGI
STATISTIKA AGENTLIGI

O‘ZBEKISTON RESPUBLIKASIDA YALPI HUDUDIY MAHSULOTNI ISHLAB CHIQRARISH

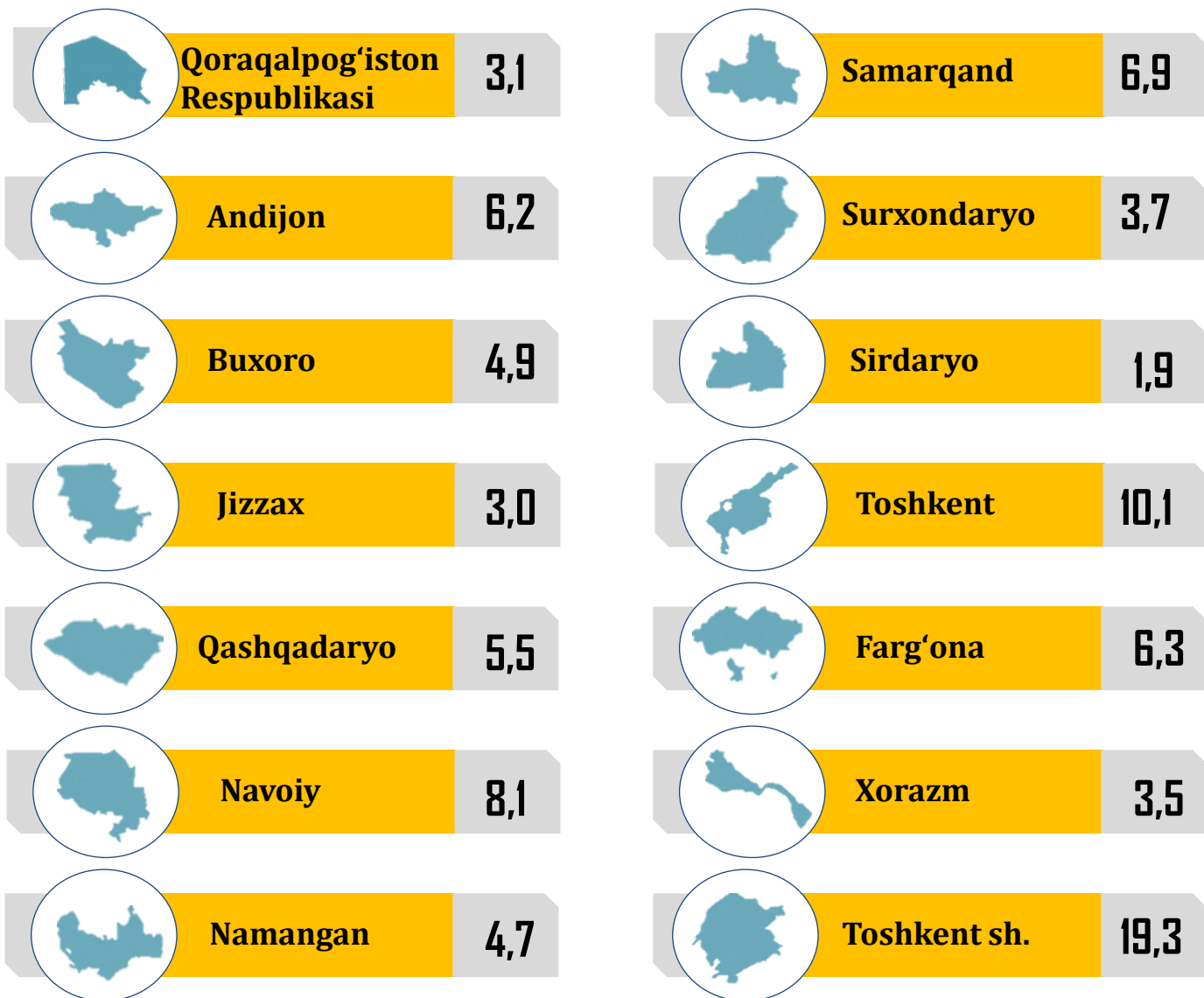
2024- YIL YANVAR-DEKABR

(dastlabki ma’lumotlar)



Statistika dasturiga muvofiq, O'zbekiston Respublikasi Prezidenti huzuridagi Statistika agentligi tomonidan 2024- yil uchun Qoraqalpog'iston Respublikasi, viloyatlar va Toshkent shahri bo'yicha yalpi hududiy mahsulotni dastlabki baholash ishlari amalga oshirildi¹.

2024- yilda YAIMni shakllantirishda hududlarning ishtiroki² (jamiga nisbatan % da)



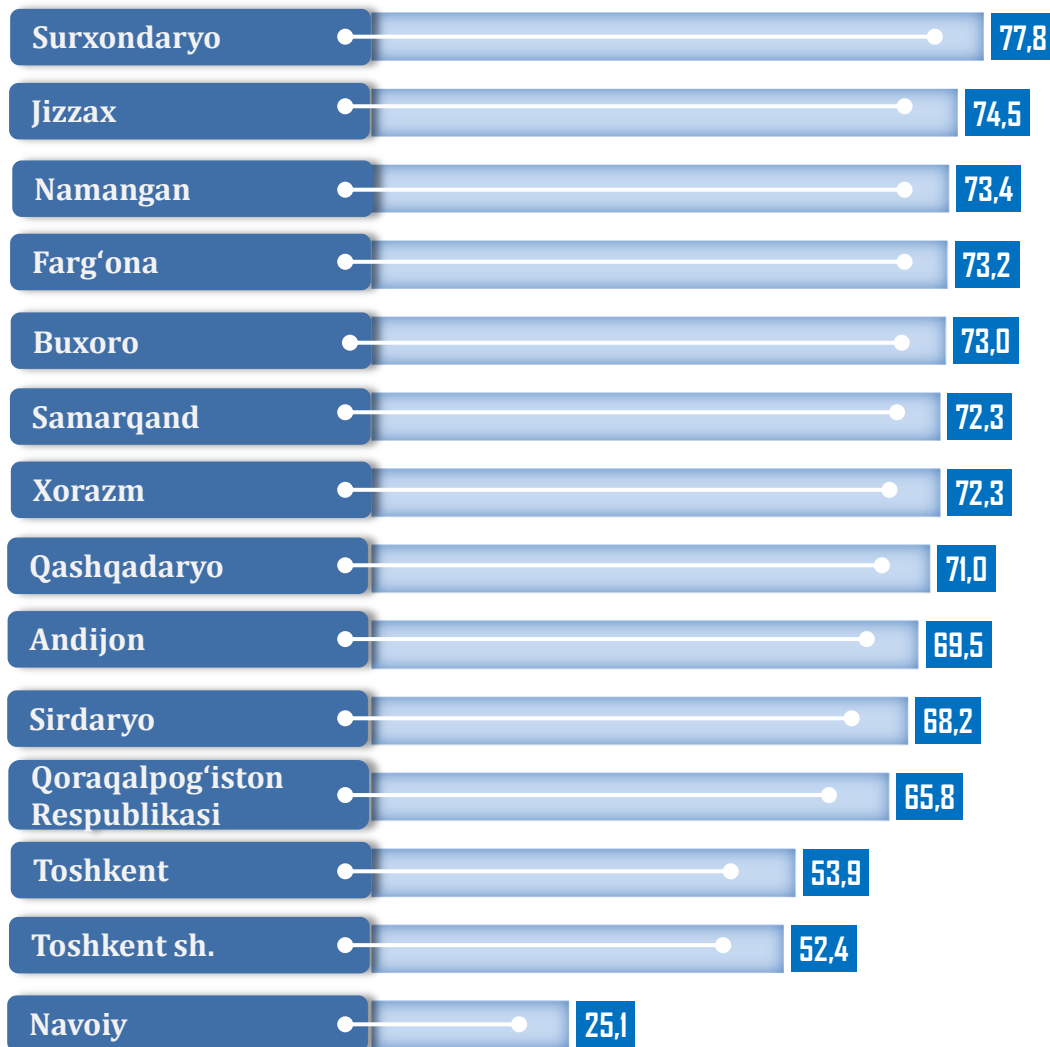
Yalpi hududiy mahsulot (YAHM) milliy hisoblar tizimining asosiy ko'rsatkichi bo'lib, muayyan davrda mintaqaning iqtisodiy hududida joylashgan rezident-institutsional birliklar ishlab chiqarish faoliyatining yakuniy natijasini ifodalaydi.

¹Bu yerda va keyingi o'rinlarda 2022-2024- yillar uchun norasmiy va yashirin iqtisodiyotni statistik baholash bo'yicha o'tkazilgan kuzatuvlar natijalarini qo'shgan holda aniqlik kiritilgan ma'lumotlar keltirilgan.

² Hududlar bo'yicha taqsimlanmagan ma'lumotlarni qo'shgan holda

2024- yilda respublika bo'yicha YAIMning shakllanishida Toshkent shahri **19,3 %** ulush bilan eng katta hissa qo'shdi. Toshkent va Navoiy viloyatlari **10,1 %** va **8,1 %** ko'rsatkichlari bilan keyingi o'rinlarni egallab turibdi. Respublika YAIMini shakllantirishda eng kam ulush Sirdaryo (**1,9 %**), Jizzax (**3,0 %**) viloyatlari va Qoraqalpog'iston Respublikasiga (**3,1 %**) to'g'ri kelgan.

2024- yilda kichik biznesning YAIM (YAHM)dagi ulushi (YAQQga nisbatan)

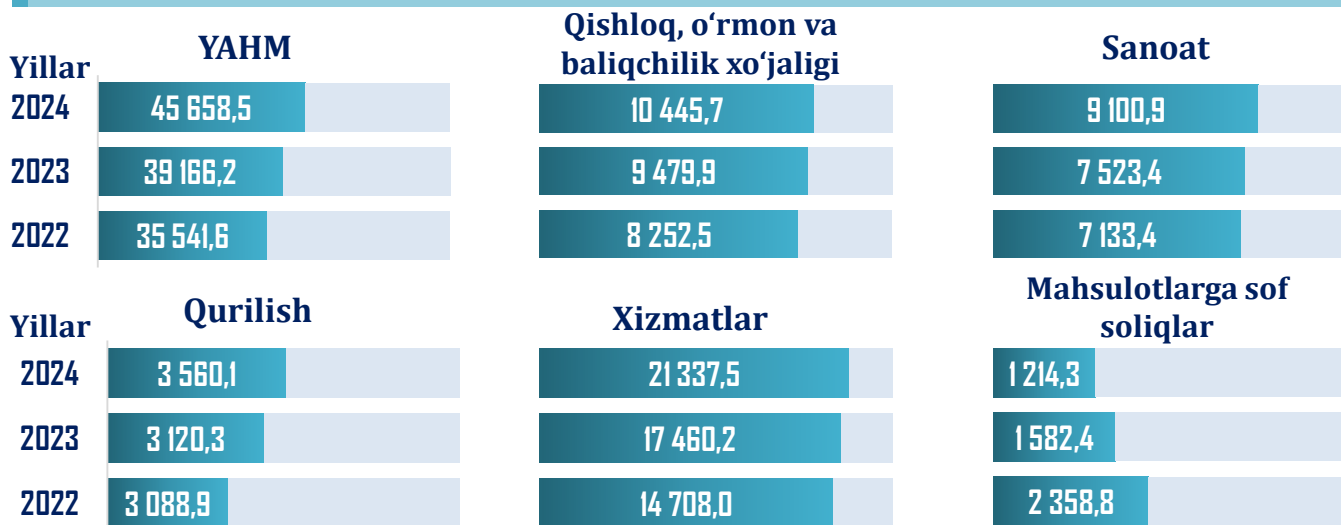


2024- yil yakunlariga ko'ra, kichik biznesning respublika YAIMdagi ulushi **54,3 %** ni tashkil etdi. Hududlarda kichik biznesning eng katta ulushi Surxondaryo (hududda yaratilgan yalpi qo'shilgan qiymat umumiy hajmining **77,8 %** ini tashkil etgan). Jizzax (**74,5 %**), Namangan (**73,4 %**) va Farg'ona (**73,2 %**) viloyatlarida kuzatildi. Kichik biznesning eng kam ulushi Navoiy viloyati (**25,1 %**) va Toshkent shahrida (**52,4 %**) qayd etildi.

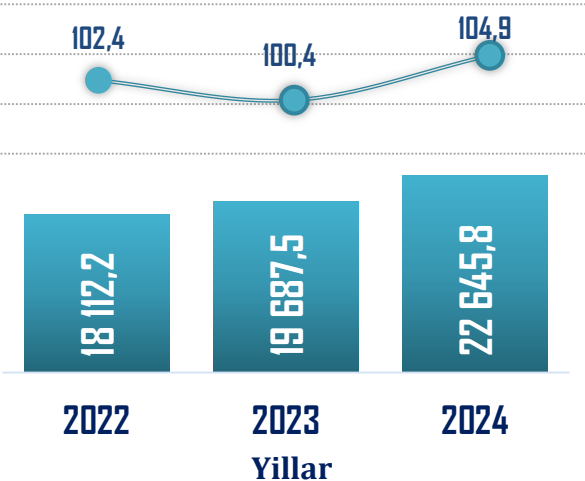
QORAQALPOG'ISTON RESPUBLIKASINING YALPI HUDUDIIY MAHSULOTI

Dastlabki ma'lumotlarga ko'ra, 2024- yilda **Qoraqalpog'iston Respublikasida** YAHM hajmi **6,3 %** ga o'sdi va **45 658,5** mlrd so'mni tashkil etdi. Quyidagi asosiy tarmoqlarda ijobiy iqtisodiy o'sish kuzatildi: qishloq, o'rmon va baliqchilik xo'jaligida **103,6 %** (YAHM tarkibidagi ulushi – **23,5 %**), sanoatda **106,8 %** (**20,5 %**), qurilishda **107,4 %** (**8,0 %**) va xizmatlar sohasida **107,3 %** (**48,0 %**). Aholi jon boshiga YAHM **4,9 %** ga oshdi va **22 645,8** ming so'mni tashkil etdi.

YAHM hajmi, mlrd so'm



Aholi jon boshiga YAHM hajmi va o'sish sur'atlari



Hajmi, ming so'm ● O'sish sur'ati, % da

YAHMning tarmoqlar bo'yicha tarkibi, YAQQga nisbatan % da

Qishloq, o'rmon va baliqchilik xo'jaligi

Sanoat

Qurilish

Xizmatlar



24,9 25,2 23,5

2022 2023 2024

21,5 20,0 20,5

2022 2023 2024

9,3 8,3 8,0

2022 2023 2024

44,3 46,5 48,0

2022 2023 2024

Yillar

QORAQALPOG'ISTON RESPUBLIKASINING YALPI HUDUDIY MAHSULOTI

YAHM o'sish (kamayish) sur'atlari,
o'tgan yilga nisbatan % da



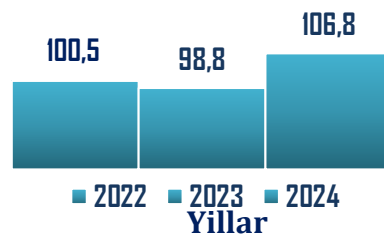
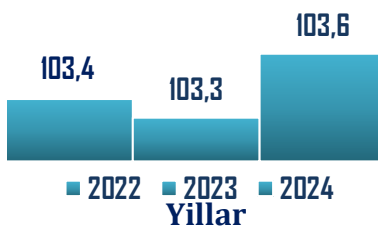
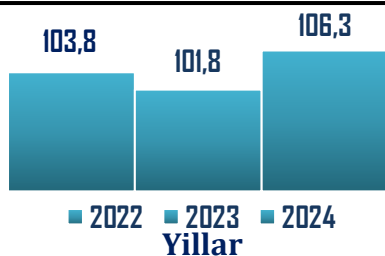
YAHM



Qishloq, o'rmon va
baliqchilik xo'jaligi



Sanoat



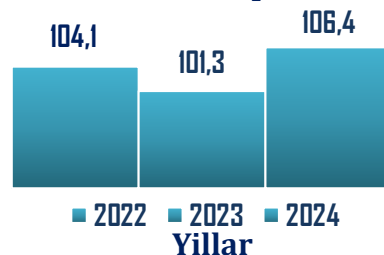
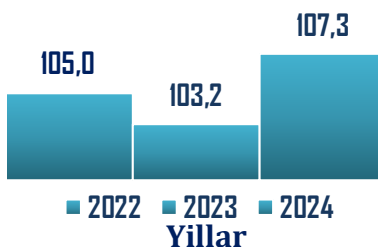
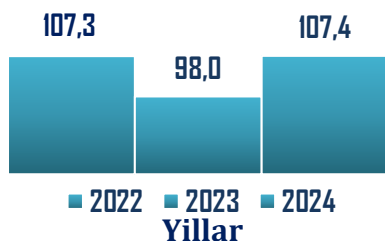
Qurilish



Xizmatlar



Mahsulotlarga sof
soliqlar



YAHM o'sishida tarmoqlarning hissasi,
jamiga nisbatan % da

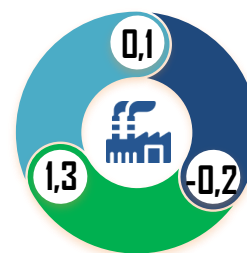
YAHM



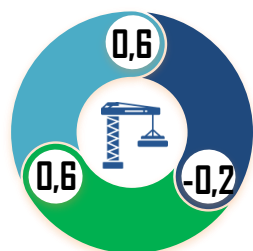
Qishloq, o'rmon va
baliqchilik xo'jaligi



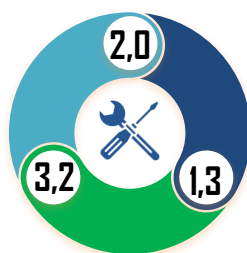
Sanoat



Qurilish



Xizmatlar



Mahsulotlarga
sof soliqlar



2022- yil 2023- yil 2024- yil

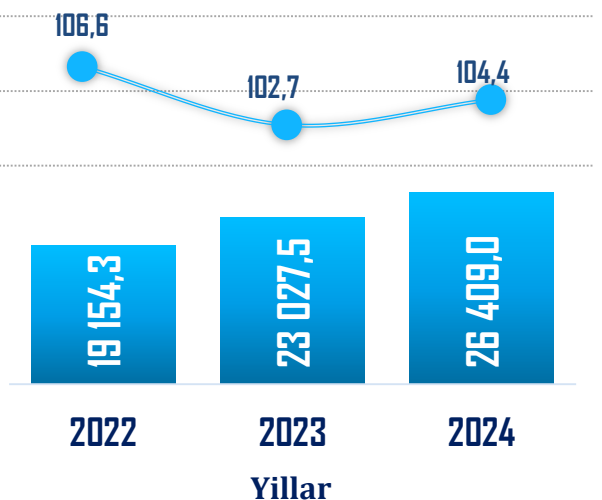
ANDIJON VILOYATINING YALPI HUDUDIIY MAHSULOTI

Andijon viloyatida YAHM hajmi joriy narxlarda **90 522,1** mlrd so'mni tashkil etdi va 2023-yil bilan taqqoslaganda **6,6 %** ga o'sdi. Quyidagi asosiy tarmoqlarda ijobiy o'sish kuzatildi: qishloq, o'rmon va baliqchilik xo'jaligida **103,1 %** (YAHM tarkibidagi ulushi – **31,0 %**), sanoatda **107,3 %** (**28,8 %**), qurilishda **111,0 %** (**5,9 %**) va xizmatlar sohasida **108,6 %** (**34,3 %**)ni tashkil etdi. Aholi jon boshiga hisoblangan YAHM **26 409,0** ming so'mni tashkil etdi va 2023- yilga nisbatan **4,4 %** ga o'sdi.

YAHM hajmi, mlrd so'm

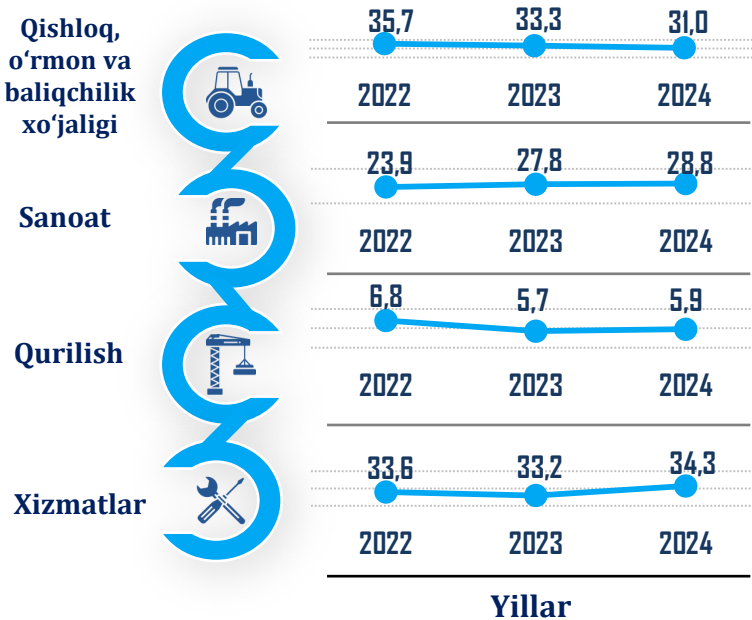
Yillar	YAHM	Qishloq, o'rmon va baliqchilik xo'jaligi	Sanoat
2024	90 522,1	26 942,4	25 030,3
2023	77 337,9	24 863,1	20 775,4
2022	62 981,4	21 653,7	14 534,5
Yillar	Qurilish	Xizmatlar	Mahsulotlarga sof soliqlar
2024	5 102,4	29 939,3	3 507,7
2023	4 240,8	24 889,8	2 568,8
2022	4 099,8	20 437,9	2 255,5

Aholi jon boshiga YAHM hajmi va o'sish sur'atlari



■ Hajmi, ming so'm ● O'sish sur'ati, % da

YAHMning tarmoqlar bo'yicha tarkibi, YAQQga nisbatan % da



ANDIJON VILOYATINING YALPI HUDUDIY MAHSULOTI

YAHM o'sish sur'atlari,
o'tgan yilga nisbatan % da



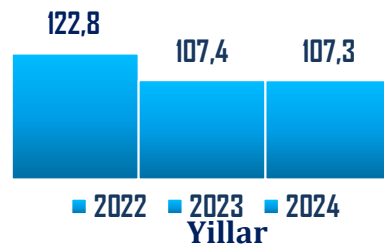
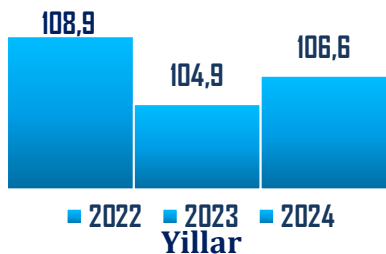
YAHM



Qishloq, o'rmon va
baliqchilik xo'jaligi



Sanoat



Qurilish



Xizmatlar



Mahsulotlarga sof
soliqlar



YAHM o'sishida tarmoqlarning hissasi,
jamiga nisbatan % da





YAHM



Qishloq, o'rmon va
baliqchilik xo'jaligi



Sanoat



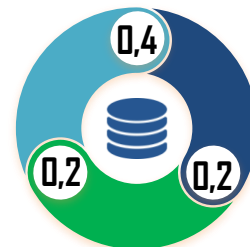
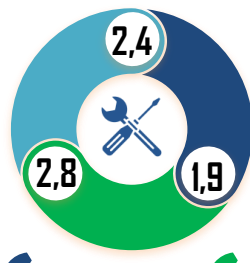
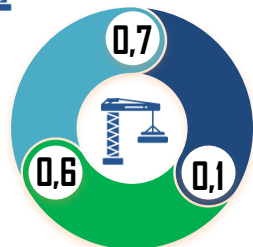
Qurilish



Xizmatlar



Mahsulotlarga sof
soliqlar



2022- yil 2023- yil 2024- yil

BUXORO VILOYATINING YALPI HUDUDIY MAHSULOTI

Buxoro viloyatida YAHM 71 560,4 mlrd so'mni tashkil etdi va 2023-yil bilan taqqoslaganda 6,6 % ga o'sdi. O'sish sur'atlari qishloq, o'rmon va baliqchilik xo'jaligida 102,7 % (YAHM tarkibidagi ulushi 35,0 %), sanoatda 106,4 % (19,9 %), qurilishda 114,9 % (9,9 %) va xizmatlarda 108,6 % (35,2 %)ni tashkil etdi. Aholi jon boshiga YAHM 4,8 % ga o'sdi va 34 729,6 ming so'mni tashkil etdi.

YAHM hajmi, mlrd so'm

Yillar	YAHM	Qishloq, o'rmon va baliqchilik xo'jaligi	Sanoat
2024	71 560,4	24 460,8	13 906,3
2023	61 242,6	22 148,2	11 315,0
2022	51 728,0	19 430,1	8 645,8

Yillar	Qurilish	Xizmatlar	Mahsulotlarga sof soliqlar
2024	6 902,5	24 698,8	1 592,0
2023	5 642,1	20 059,5	2 077,8
2022	4 960,1	16 657,2	2 034,8

Aholi jon boshiga YAHM hajmi va o'sish sur'atlari

YAHMning tarmoqlar bo'yicha tarkibi, YAQQga nisbatan % da

103,6

102,9

104,8



2022

2023

2024

Yillar

Hajmi, ming so'm

O'sish sur'ati, % da

Qishloq, o'rmon va baliqchilik xo'jaligi

Sanoat

Qurilish

Xizmatlar



39,1

37,4

35,0

2022

2023

2024

17,4

19,1

19,9

2022

2023

2024

10,0

9,5

9,9

2022

2023

2024

33,5

34,0

35,2

2022

2023

2024

Yillar

BUXORO VILOYATINING YALPI HUDUDIIY MAHSULOTI

YAHM o'sish sur'atlari,
o'tgan yilga nisbatan % da



YAHM



Qishloq, o'rmon va
baliqchilik xo'jaligi



Sanoat



Qurilish



Xizmatlar



Mahsulotlarga sof
soliqlar



YAHM o'sishida tarmoqlarning hissasi,
jamiga nisbatan % da



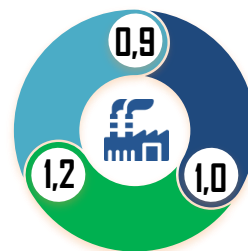
YAHM



Qishloq, o'rmon va
baliqchilik xo'jaligi



Sanoat



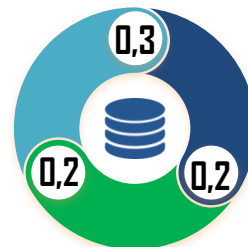
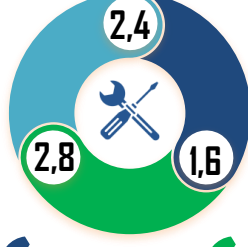
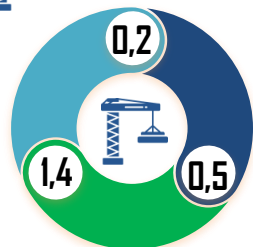
Qurilish



Xizmatlar



Mahsulotlarga sof
soliqlar



2022- yil 2023- yil 2024- yil

JIZZAX VILOYATINING YALPI HUDUDIY MAHSULOTI

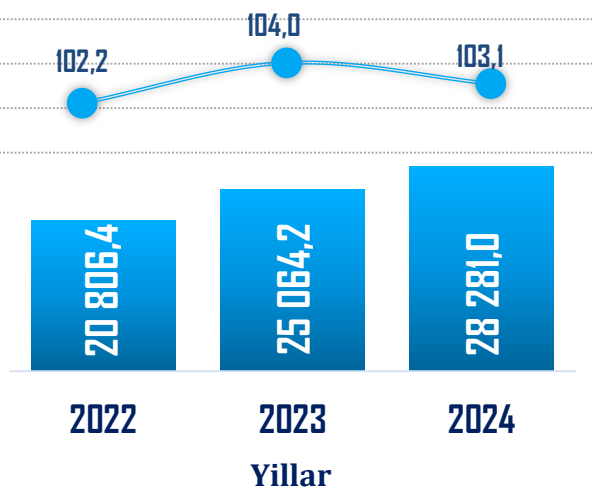
Jizzax viloyatida YAHM hajmi **5,3 %** ga o'sdi va **43 057,9** mlrd so'mni tashkil etdi. YAHMning tarmoqlar tarkibida o'sish sur'atlari: qishloq, o'rmon va baliqchilik xo'jaligida **101,3 %** (YAHM tarkibidagi ulushi – **40,5 %**), sanoatda **107,2 %** (**17,3 %**), qurilishda **107,8 %** (**6,2 %**) va xizmatlar sohasida **109,0 %** (**36,0 %**)ni tashkil etdi. Aholi jon boshiga YAHM **3,1 %** ga o'sdi va **28 281,0** ming so'mni tashkil etdi.

YAHM hajmi, mlrd so'm

Yillar	YAHM	Qishloq, o'rmon va baliqchilik xo'jaligi	Sanoat
2024	43 057,9	17 083,9	7 284,9
2023	37 383,2	15 766,0	6 042,8
2022	30 367,0	13 948,6	3 983,6

Yillar	Qurilish	Xizmatlar	Mahsulotlarga sof soliqlar
2024	2 616,0	15 148,4	924,7
2023	2 325,8	12 256,0	992,6
2022	2 062,8	9 659,7	712,3

Aholi jon boshiga YAHM hajmi va o'sish sur'atlari



■ Hajmi, ming so'm ● O'sish sur'ati, % da

YAHMning tarmoqlar bo'yicha tarkibi, YAQQga nisbatan % da

Qishloq, o'rmon va baliqchilik xo'jaligi

Sanoat

Qurilish

Xizmatlar



47,0 43,3 40,5

2022 2023 2024

13,4 16,6 17,3

2022 2023 2024

7,0 6,4 6,2

2022 2023 2024

32,6 33,7 36,0

2022 2023 2024

Yillar

JIZZAX VILOYATINING YALPI HUDUDIIY MAHSULOTI

YAHM o'sish sur'atlari,
o'tgan yilga nisbatan % da



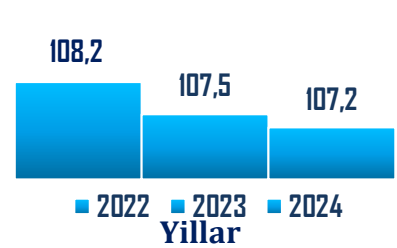
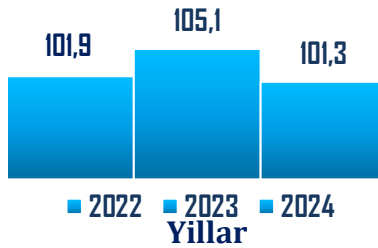
YAHM



Qishloq, o'rmon va
baliqchilik xo'jaligi



Sanoat



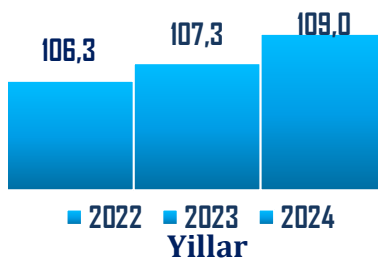
Qurilish



Xizmatlar



Mahsulotlarga sof
solliqlar



YAHM o'sishida tarmoqlarning hissasi,
jamiga nisbatan % da



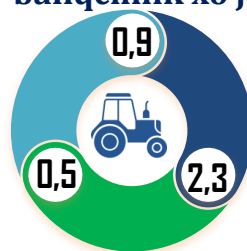
YAHM



Qishloq, o'rmon va
baliqchilik xo'jaligi



Sanoat





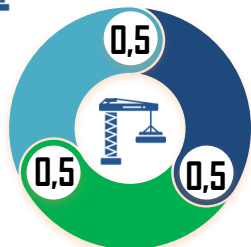
Qurilish



Xizmatlar



Mahsulotlarga sof
solliqlar



2022- yil 2023- yil 2024- yil

QASHQADARYO VILOYATINING YALPI HUDUDIY MAHSULOTI

Qashqadaryo viloyatida YAHM hajmi 80 658,3 mlrd so'mni tashkil etdi va 2023- yil bilan taqqoslaganda 6,5 % ga o'sdi. YAHMning tarmoqlar tarkibida ijobiy o'sish sur'atlari: qishloq, o'rmon va baliqchilik xo'jaligida 104,2 % (YAHM tarkibidagi ulushi – 32,7 %), sanoatda 108,0 % (17,7 %), qurilishda 112,1 % (8,0 %) va xizmatlar sohasida 106,8 % (41,6 %)ni tashkil etdi. Aholi jon boshiga YAHM 4,2 % ga o'sdi va 22 405,1 ming so'mni tashkil etdi.

YAHM hajmi, mlrd so'm

Yillar	YAHM	Qishloq, o'rmon va baliqchilik xo'jaligi	Sanoat
2024	80 658,3	25 483,0	13 776,4
2023	68 648,6	23 010,4	11 139,8
2022	57 629,1	19 642,6	9 134,1

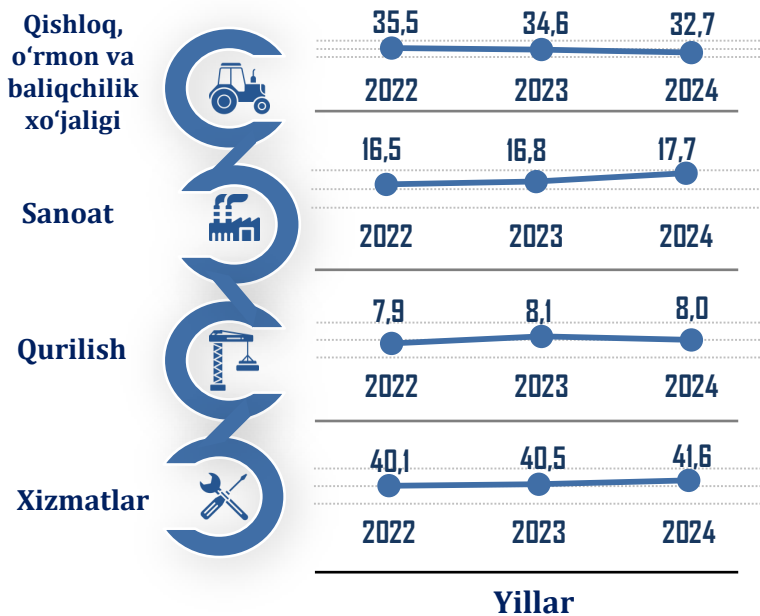
Yillar	Qurilish	Xizmatlar	Mahsulotlarga sof soliqlar
2024	6 256,5	32 517,7	2 624,7
2023	5 411,7	26 942,9	2 143,8
2022	4 394,9	22 200,7	2 256,8

Aholi jon boshiga YAHM hajmi va o'sish sur'atlari



■ Hajmi, ming so'm ● O'sish sur'ati, % da

YAHMning tarmoqlar bo'yicha tarkibi, YAQQga nisbatan % da

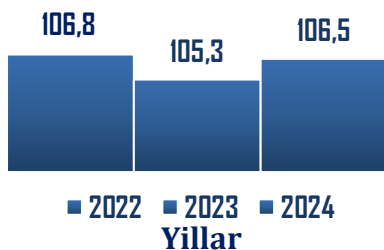


QASHQADARYO VILOYATINING YALPI HUDUDIIY MAHSULOTI

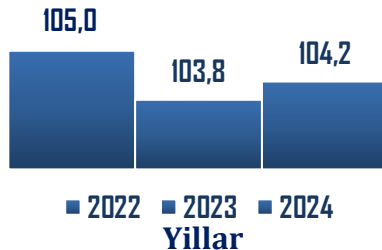
YAHM o'sish sur'atlari,
o'tgan yilga nisbatan % da



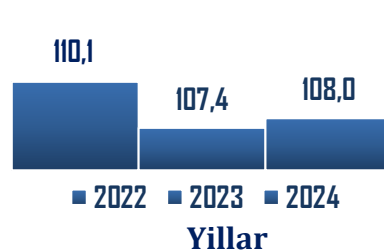
YAHM



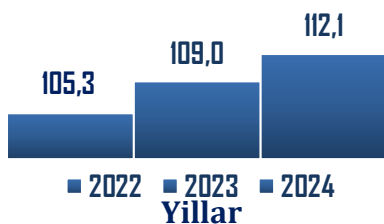
Qishloq, o'rmon va
baliqchilik xo'jaligi



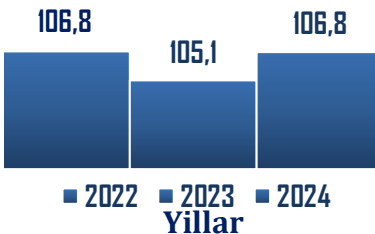
Sanoat



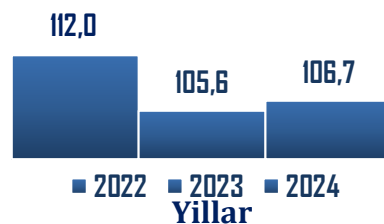
Qurilish



Xizmatlar



Mahsulotlarga sof
soliqlar



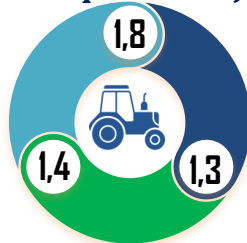
YAHM o'sishida tarmoqlarning hissasi,
jamiga nisbatan % da



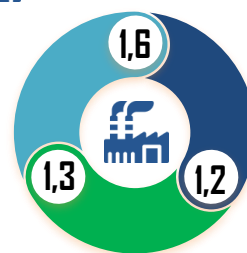
YAHM



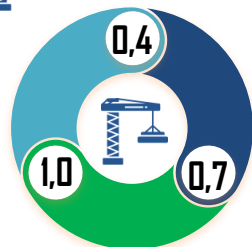
Qishloq, o'rmon va
baliqchilik xo'jaligi



Sanoat



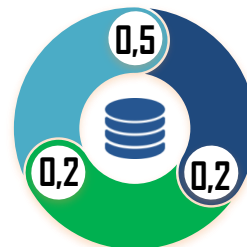
Qurilish



Xizmatlar



Mahsulotlarga
sof soliqlar



2022- yil 2023- yil 2024- yil

NAVOIY VILOYATINING YALPI HUDUDIY MAHSULOTI

Navoiy viloyatida YAHM hajmi **117 297,8** mlrd so'mga yetdi va o'sish **7,7 %** ni tashkil etdi. YAHMning o'sishi hudud iqtisodiyoti tarmoqlaridagi ijobiy o'sish sur'atlari bilan bog'liqdir. O'sish sur'atlari qishloq, o'rmon va baliqchilik xo'jaligida **103,8 %** (YAHM tarkibidagi ulushi – **10,7 %**), sanoatda **108,2 %** (**72,1 %**), qurilishda **113,9 %** (**4,2 %**) va xizmatlarda **106,9 %** (**13,0 %**)ni tashkil etdi. Aholi jon boshiga hisoblangan YAHM **5,8 %** ga o'sdi va **108 108,6** ming so'mni tashkil etdi.

YAHM hajmi, mlrd so'm

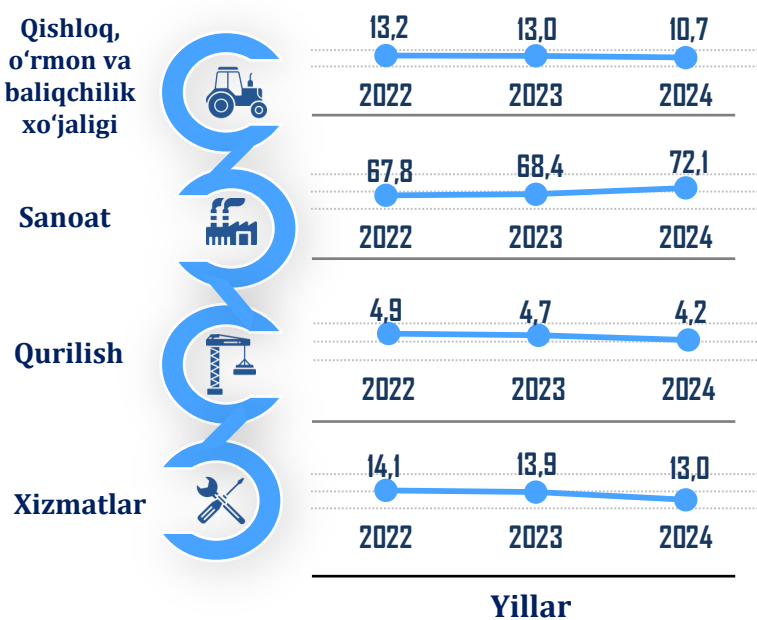
Yillar	YAHM	Qishloq, o'rmon va baliqchilik xo'jaligi	Sanoat
2024	117 297,8	12 397,2	83 643,8
2023	88 215,4	11 310,8	59 596,9
2022	71 994,1	9 369,1	48 001,3
Yillar	Qurilish	Xizmatlar	Mahsulotlarga sof soliqlar
2024	4 929,9	15 108,7	1 218,3
2023	4 054,5	12 175,7	1 077,5
2022	3 478,4	9 904,5	1 240,8

Aholi jon boshiga YAHM hajmi va o'sish sur'atlari



Hajmi, ming so'm ● O'sish sur'ati, % da

YAHMning tarmoqlar bo'yicha tarkibi, YAQQga nisbatan % da



Yillar

NAVOIY VILOYATINING YALPI HUDUDIY MAHSULOTI

YAHM o'sish sur'atlari,
o'tgan yilga nisbatan % da



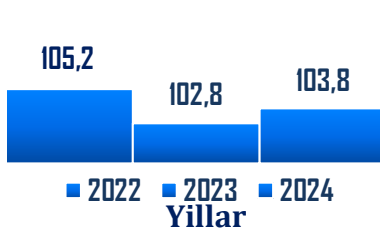
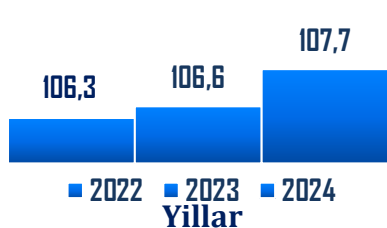
YAHM



Qishloq, o'rmon va
baliqchilik xo'jaligi



Sanoat



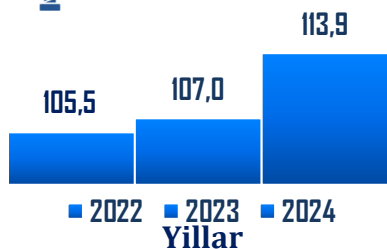
Qurilish



Xizmatlar



Mahsulotlarga sof
soliqlar



YAHM o'sishida tarmoqlarning hissasi,
jamiga nisbatan % da





YAHM



Qishloq, o'rmon va
baliqchilik xo'jaligi



Sanoat



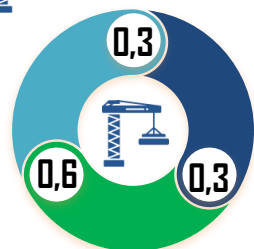
Qurilish



Xizmatlar



Mahsulotlarga sof
soliqlar

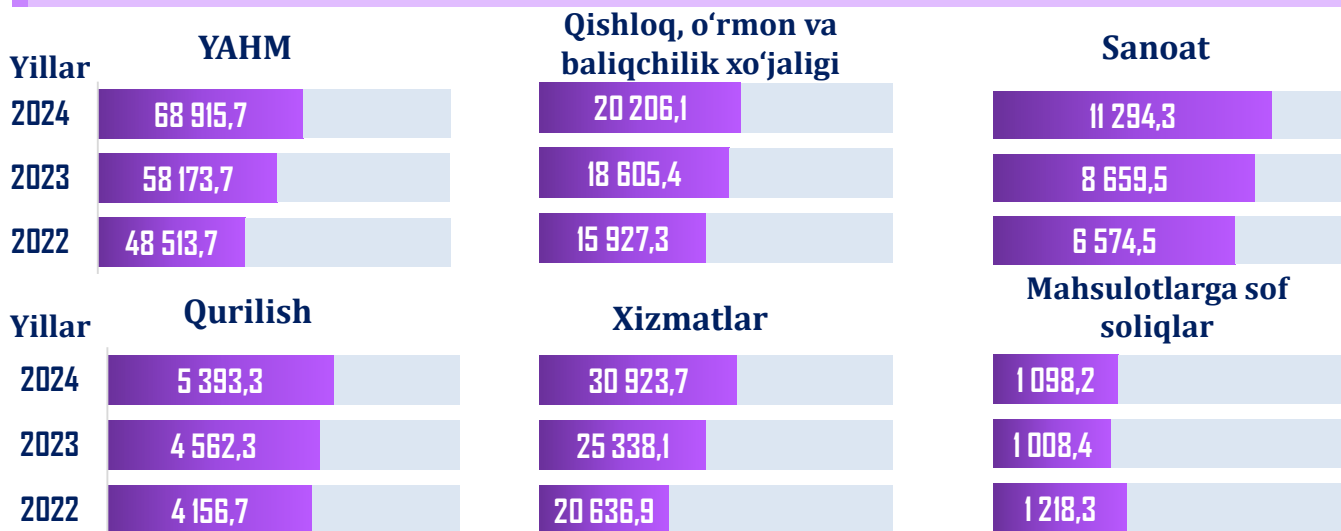


2022- yil 2023- yil 2024- yil

NAMANGAN VILOYATINING YALPI HUDUDIIY MAHSULOTI

Namangan viloyatida YAHM 68 915,7 mlrd so'mni tashkil etdi, bu esa 2023- yil ma'lumotlariga nisbatan 7,6 % ga ko'pdir. YAHMning o'sish sur'ati qishloq, o'rmon va baliqchilik xo'jaligida 104,3 % (YAHM tarkibidagi ulushi – 29,8 %), sanoatda 108,3 % (16,7 %), qurilishda 112,8 % (8,0 %) va xizmatlar sohasida 108,8 % (45,5 %) kuzatilgan ijobiy o'sish sur'atlari bilan bog'liqdir. Aholi jon boshiga YAHM 5,3 % ga o'sdi va 22 238,7 ming so'mni tashkil etdi.

YAHM hajmi, mlrd so'm



Aholi jon boshiga YAHM hajmi va o'sish sur'atlari



Hajmi, ming so'm ● O'sish sur'ati, % da

YAHMning tarmoqlar bo'yicha tarkibi, YAQQga nisbatan % da



NAMANGAN VILOYATINING YALPI HUDUDIY MAHSULOTI

YAHM o'sish sur'atlari,
o'tgan yilga nisbatan % da



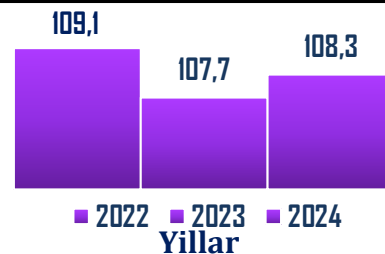
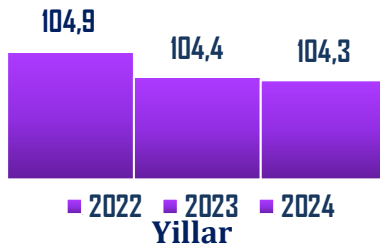
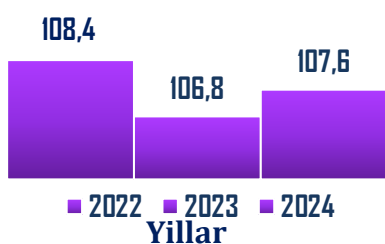
YAHM



Qishloq, o'rmon va
baliqchilik xo'jaligi



Sanoat



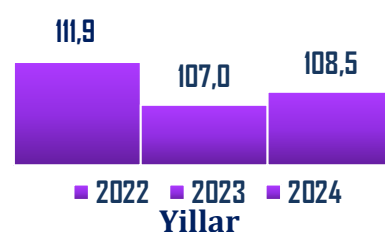
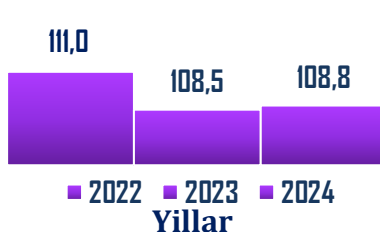
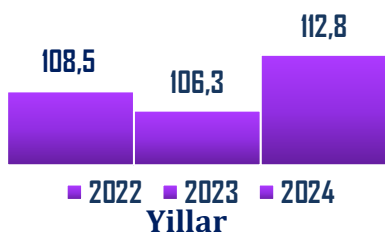
Qurilish



Xizmatlar



Mahsulotlarga sof
solliqlar



YAHM o'sishida tarmoqlarning hissasi,
jamiga nisbatan % da



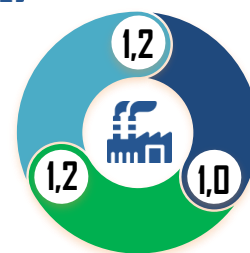
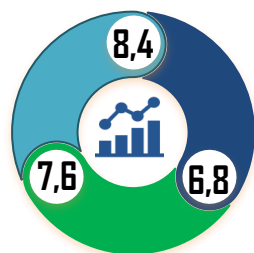
YAHM



Qishloq, o'rmon va
baliqchilik xo'jaligi



Sanoat



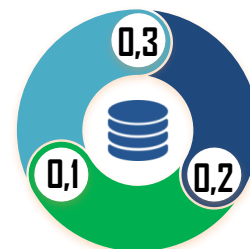
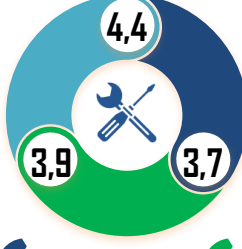
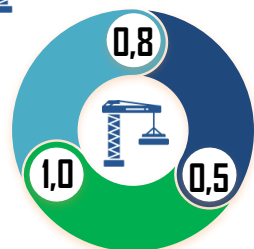
Qurilish



Xizmatlar



Mahsulotlarga sof
solliqlar



2022- yil 2023- yil 2024- yil

SAMARQAND VILOYATINING YALPI HUDUDIIY MAHSULOTI

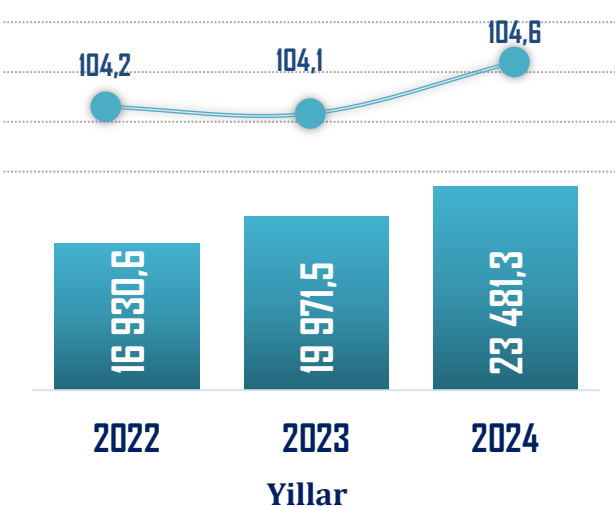
Samarqand viloyatida YAHM hajmi **99 866,1** mlrd so'mni tashkil etdi va bu esa 2023- yilning ma'lumotlariga nisbatan **6,9 %** ga ko'pdir. Ushbu hududda qishloq, o'rmon va baliqchilik xo'jaligida **102,7 %** (YAHM tarkibidagi ulushi **32,5 %**), sanoatda **107,6 %** (**16,7 %**), qurilishda **111,7 %** (**5,9 %**) va xizmatlar sohasida **109,2 %** (**44,9 %**) o'sish sur'atlari kuzatildi. Aholi jon boshiga YAHM **4,6 %** ga ko'paydi va **23 481,3** ming so'mni tashkil etdi.

YAHM hajmi, mlrd so'm

Yillar	YAHM	Qishloq, o'rmon va baliqchilik xo'jaligi	Sanoat
2024	99 866,1	31 921,8	16 413,3
2023	83 149,5	28 342,3	12 722,0
2022	68 988,6	23 643,8	10 729,2

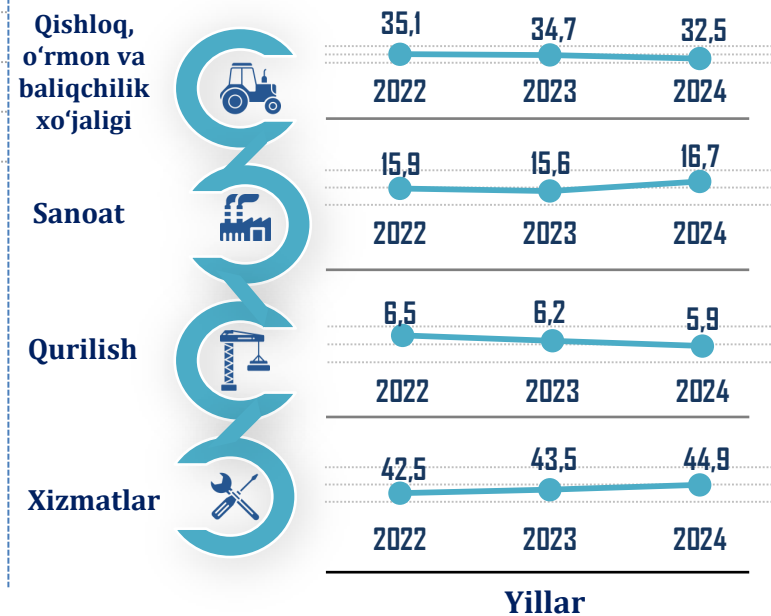
Yillar	Qurilish	Xizmatlar	Mahsulotlarga sof soliqlar
2024	5 766,0	44 195,1	1 569,9
2023	5 101,6	35 594,4	1 389,2
2022	4 412,1	28 629,4	1 574,1

Aholi jon boshiga YAHM hajmi va o'sish sur'atlari



■ Hajmi, ming so'm ● O'sish sur'ati, % da

YAHMning tarmoqlar bo'yicha tarkibi, YAQQga nisbatan % da

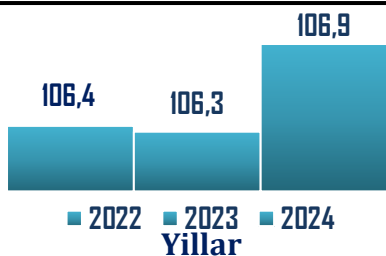


SAMARQAND VILOYATINING YALPI HUDUDIIY MAHSULOTI

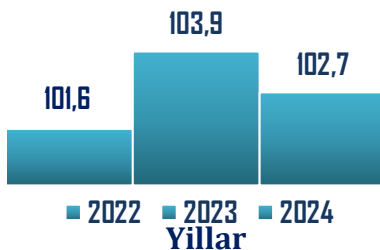
YAHM o'sish sur'atlari,
o'tgan yilga nisbatan % da



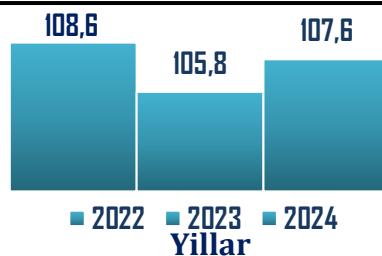
YAHM



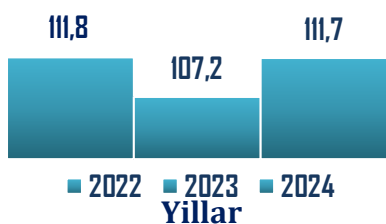
Qishloq, o'rmon va
baliqchilik xo'jaligi



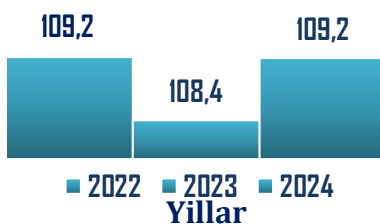
Sanoat



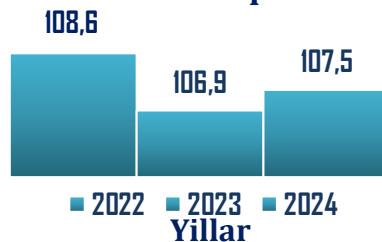
Qurilish



Xizmatlar



Mahsulotlarga sof
soliqlar



YAHM o'sishida tarmoqlarning hissasi,
jamiga nisbatan % da



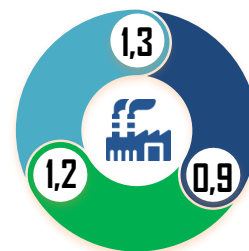
YAHM



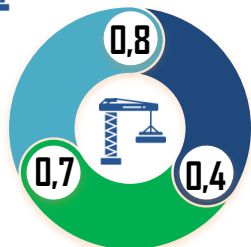
Qishloq, o'rmon va
baliqchilik xo'jaligi



Sanoat



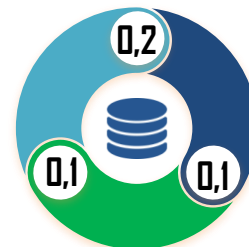
Qurilish



Xizmatlar



Mahsulotlarga sof
soliqlar



2022- yil 2023- yil 2024- yil

SURXONDARYO VILOYATINING YALPI HUDUDIY MAHSULOTI

Surxondaryo viloyatida YAHM 5,9 % ga o'sdi va 54 354,1 mlrd so'mni tashkil etdi. YAHMning o'sishiga qishloq, o'rmon va baliqchilik xo'jaligida 103,2 % (YAHM tarkibidagi ulushi – 39,1 %), sanoatda 108,9 % (9,6 %), qurilishda 108,8 % (9,4 %) va xizmatlar sohasida 107,4 % (41,9 %) kuzatilgan ijobiy o'sish sur'atlari ta'sir qildi. Aholi jon boshiga YAHM 18 670,0 ming so'mni tashkil etdi va 3,4 % ga o'sdi.

YAHM hajmi, mlrd so'm

Yillar	YAHM	Qishloq, o'rmon va baliqchilik xo'jaligi	Sanoat
2024	54 354,1	20 911,5	5 139,5
2023	46 999,2	19 166,8	3 730,4
2022	39 201,8	15 934,1	2 810,8

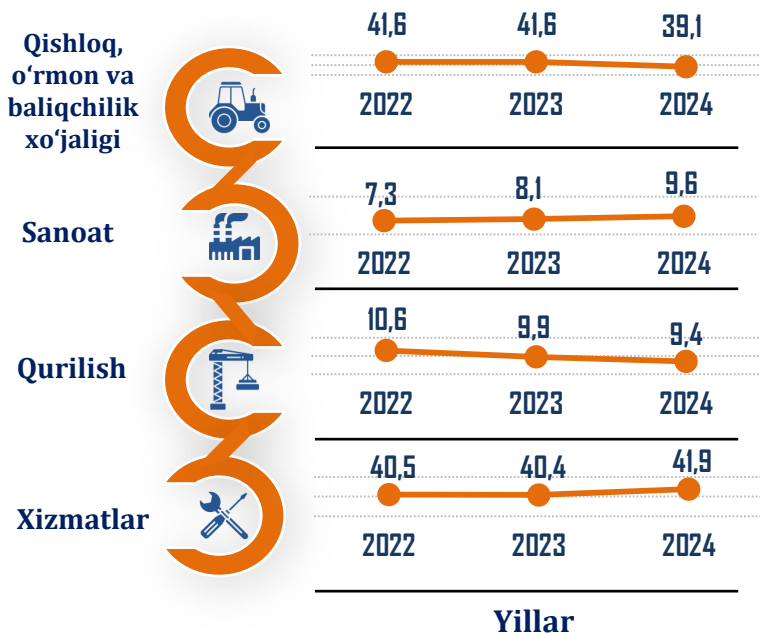
Yillar	Qurilish	Xizmatlar	Mahsulotlarga sof soliqlar
2024	5 040,7	22 413,5	848,9
2023	4 557,6	18 575,8	968,6
2022	4 051,8	15 510,9	894,2

Aholi jon boshiga YAHM hajmi va o'sish sur'atlari



Hajmi, ming so'm ● O'sish sur'ati, % da

YAHMning tarmoqlar bo'yicha tarkibi, YAQQga nisbatan % da



SURXONDARYO VILOYATINING YALPI HUDUDIY MAHSULOTI

YAHM o'sish sur'atlari,
o'tgan yilga nisbatan % da



YAHM



Qishloq, o'rmon va
baliqchilik xo'jaligi



Sanoat



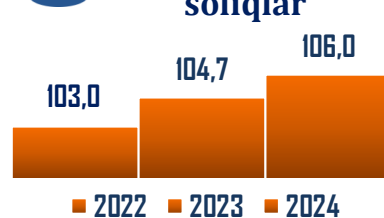
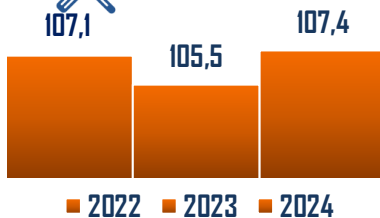
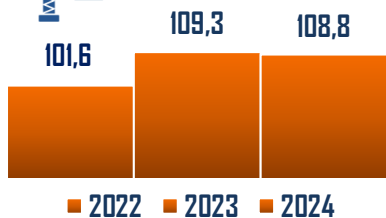
Qurilish



Xizmatlar



Mahsulotlarga sof
soliqlar



YAHM o'sishida tarmoqlarning hissasi,
jamiga nisbatan % da



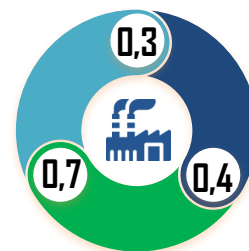
YAHM



Qishloq, o'rmon va
baliqchilik xo'jaligi



Sanoat



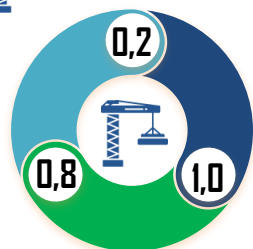
Qurilish



Xizmatlar



Mahsulotlarga sof
soliqlar



2022- yil 2023- yil 2024- yil

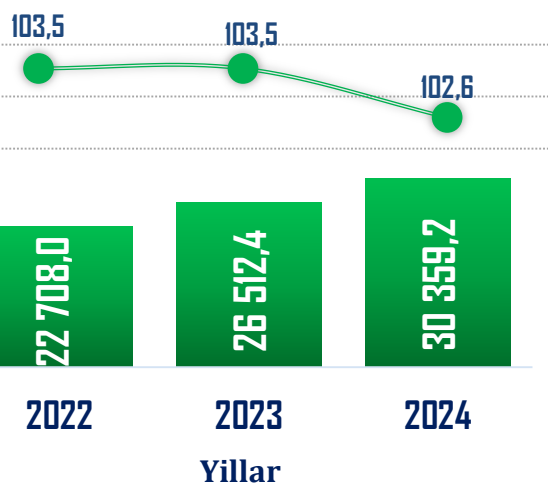
SIRDARYO VILOYATINING YALPI HUDUDIY MAHSULOTI

Sirdaryo viloyatida YAHM hajmi 28 003,3 mlrd so'mni tashkil etdi va 2023-yilning ma'lumotlari bilan taqqoslaganda 4,5 % ga ko'paydi. YAHMning o'sishiga qishloq, o'rmon va baliqchilik xo'jaligida 101,7 % (YAHM tarkibidagi ulushi – 32,6 %), sanoatda 106,9 % (27,3 %), qurilishda 100,3 % (7,6 %) va xizmatlar sohasida 106,9 % (32,5 %) kuzatilgan ijobiy o'sish sur'atlari ta'sir qildi. Aholi jon boshiga YAHM 30 359,2 ming so'mni tashkil etdi va 2,6 % ga o'sdi.

YAHM hajmi, mlrd so'm

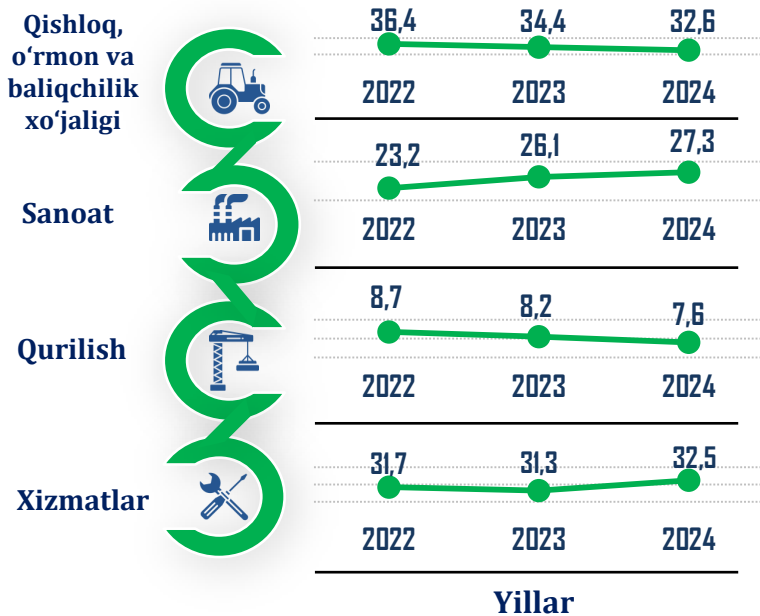
Yillar	YAHM	Qishloq, o'rmon va baliqchilik xo'jaligi	Sanoat
2024	28 003,3	8 943,7	7 491,9
2023	24 001,7	8 098,1	6 129,0
2022	20 155,6	7 129,3	4 542,5
Yillar	Qurilish	Xizmatlar	Mahsulotlarga sof soliqlar
2024	2 084,4	8 935,2	548,1
2023	1 938,6	7 343,6	492,4
2022	1 703,8	6 184,1	595,9

Aholi jon boshiga YAHM hajmi va o'sish sur'atlari



■ Hajmi, ming so'm ● O'sish sur'ati, % da

YAHMning tarmoqlar bo'yicha tarkibi, YAQQga nisbatan % da

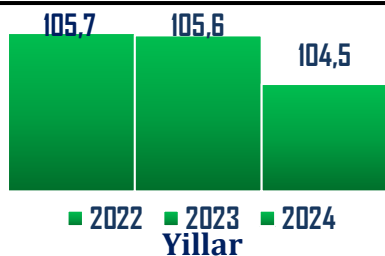


SIRDARYO VILOYATINING YALPI HUDUDIY MAHSULOTI

YAHM o'sish (kamayish) sur'atlari,
o'tgan yilga nisbatan % da



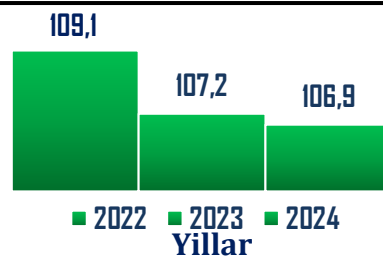
YAHM



Qishloq, o'rmon va
baliqchilik xo'jaligi



Sanoat



Qurilish



Xizmatlar



Mahsulotlarga sof
soliqlar




YAHM o'sishida tarmoqlarning hissasi,
jamiga nisbatan % da



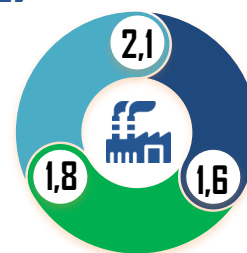
YAHM



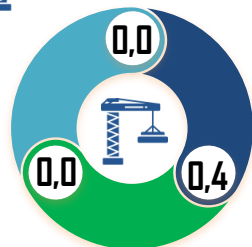
Qishloq, o'rmon va
baliqchilik xo'jaligi




Sanoat




Qurilish



Xizmatlar



Mahsulotlarga sof
soliqlar



2022- yil 2023- yil 2024- yil

TOSHKENT VILOYATINING YALPI HUDUDIIY MAHSULOTI

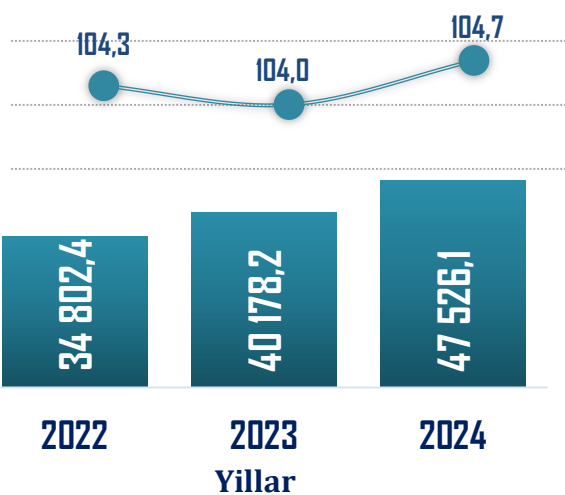
Toshkent viloyatida YAHM 6,7 % ga o'sgan holda **146 385,2** mlrd so'mni tashkil etdi. Ushbu hududda qishloq, o'rmon va baliqchilik xo'jaligida **101,5 %** (YAHM tarkibidagi ulushi - **17,7 %**), sanoatda **106,9 %** (**44,5 %**), qurilishda **110,1 %** (**7,2 %**) va xizmatlar sohasida **109,3 %** (**30,6 %**) ijobiy o'sish sur'atlari kuzatildi. Aholi jon boshiga YAHM 2023- yilga nisbatan **4,7 %** ga o'sdi va **47 526,1** ming so'mni tashkil etdi.

YAHM hajmi, mlrd so'm

Yillar	YAHM	Qishloq, o'rmon va baliqchilik xo'jaligi	Sanoat
2024	146 385,2	25 006,6	62 904,4
2023	121 442,6	23 284,3	52 017,3
2022	103 244,8	20 055,8	45 316,9


Yillar	Qurilish	Xizmatlar	Mahsulotlarga sof soliqlar
2024	10 114,9	43 405,8	4 953,5
2023	8 419,2	33 805,9	3 915,9
2022	7 120,7	27 104,9	3 646,5

Aholi jon boshiga YAHM hajmi va o'sish sur'atlari



■ Hajmi, ming so'm ● O'sish sur'ati, % da

YAHMning tarmoqlar bo'yicha tarkibi, YAQQga nisbatan % da



TOSHKENT VILOYATINING YALPI HUDUDIY MAHSULOTI

YAHM o'sish sur'atlari,
o'tgan yilga nisbatan % da



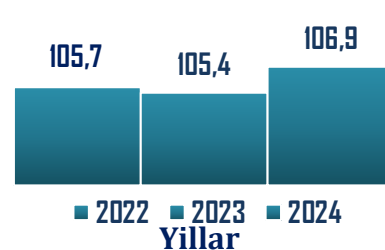
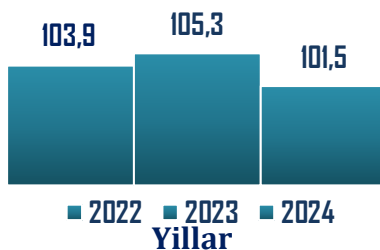
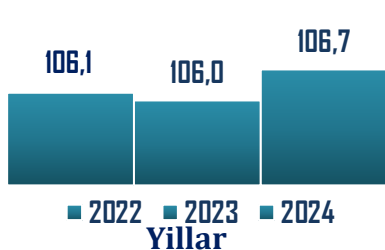
YAHM



Qishloq, o'rmon va
baliqchilik xo'jaligi



Sanoat



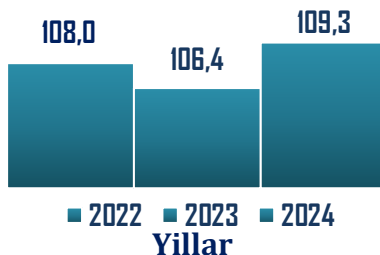
Qurilish



Xizmatlar



Mahsulotlarga sof
solliqlar



YAHM o'sishida tarmoqlarning hissasi,
jamiga nisbatan % da



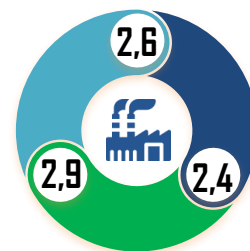

YAHM



Qishloq, o'rmon va
baliqchilik xo'jaligi



Sanoat



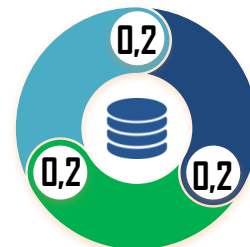
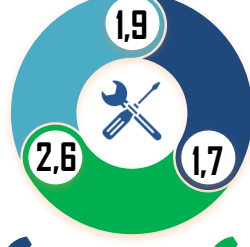
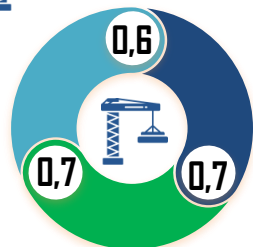
Qurilish



Xizmatlar



Mahsulotlarga sof
solliqlar



2022- yil 2023- yil 2024- yil

FARG'ONA VILOYATINING YALPI HUDUDIY MAHSULOTI

Farg'ona viloyatida YAHM hajmi 6,8 % ga o'sdi va 91 333,0 mlrd so'mni tashkil etdi. O'sish sur'ati qishloq, o'rmon va baliqchilik xo'jaligida 104,9 % (YAHM tarkibidagi ulushi - 28,2 %), sanoatda 107,6 % (19,8 %), qurilishda 108,5 % (7,3 %) va xizmatlar sohasida 107,3 % (44,7 %)ni tashkil etdi. Aholi jon boshiga YAHM 4,6 % ga o'sdi va 22 259,5 ming so'mni tashkil etdi.

YAHM hajmi, mlrd so'm

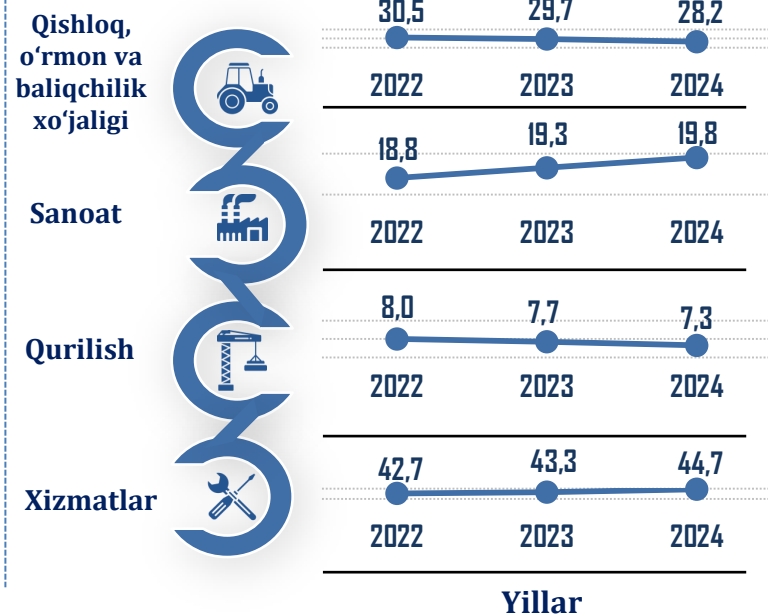
Yillar	YAHM	Qishloq, o'rmon va baliqchilik xo'jaligi	Sanoat
2024	91 333,0	25 223,6	17 731,3
2023	78 009,0	22 665,4	14 768,1
2022	65 516,9	19 474,8	11 965,0
Yillar	Qurilish	Xizmatlar	Mahsulotlarga sof soliqlar
2024	6 573,0	40 059,5	1 745,6
2023	5 845,2	33 109,6	1 620,7
2022	5 089,6	27 233,1	1 754,4

Aholi jon boshiga YAHM hajmi va o'sish sur'atlari



Hajmi, ming so'm ● O'sish sur'ati, % da

YAHMning tarmoqlar bo'yicha tarkibi, YAQQga nisbatan % da



FARG'ONA VILOYATINING YALPI HUDUDIY MAHSULOTI

YAHM o'sish sur'atlari,
o'tgan yilga nisbatan % da



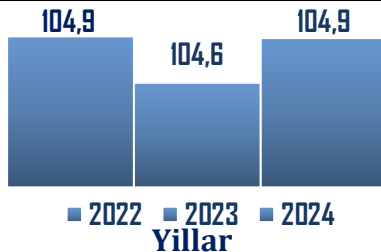
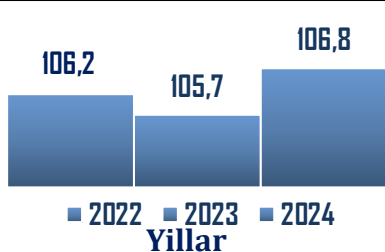
YAHM



Qishloq, o'rmon va
baliqchilik xo'jaligi



Sanoat



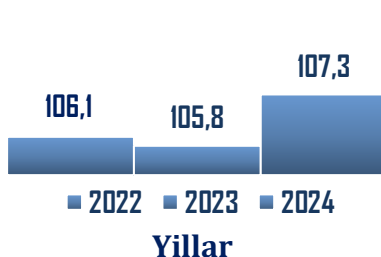
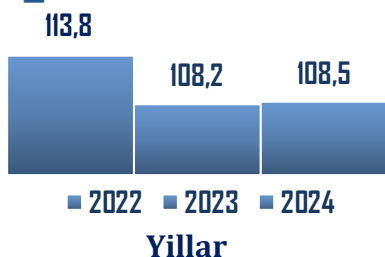
Qurilish



Xizmatlar



Mahsulotlarga sof
soliqlar



YAHM o'sishida tarmoqlarning hissasi,
jamiga nisbatan % da



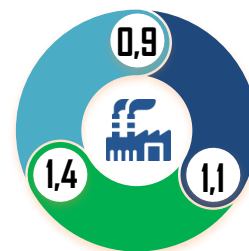
YAHM



Qishloq, o'rmon va
baliqchilik xo'jaligi



Sanoat



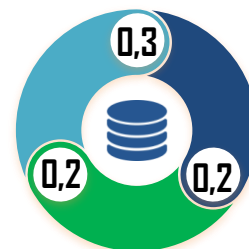
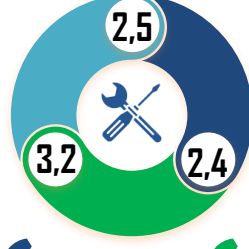
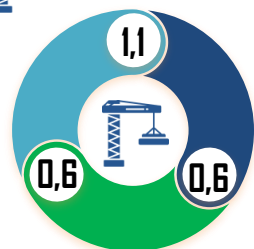
Qurilish



Xizmatlar



Mahsulotlarga sof
soliqlar



2022- yil 2023- yil 2024- yil

XORAZM VILOYATINING YALPI HUDUDIIY MAHSULOTI

Xorazm viloyatida YAHM hajmi 6,4 % ga o'sdi va 51 261,0 mlrd so'mni tashkil etdi. YAHMning o'sishi qishloq, o'rmon va baliqchilik xo'jaligida 103,0 % (YAHM tarkibidagi ulushi – 34,8 %), sanoatda 108,2 % (16,0 %), qurilishda 111,4 % (8,9 %) va xizmatlar sohasida 107,8 % (40,3 %)ni tashkil etdi. Aholi jon boshiga YAHM 4,4 % ga o'sdi va 25 452,4 ming so'mni tashkil etdi.

YAHM hajmi, mlrd so'm

Yillar	YAHM	Qishloq, o'rmon va baliqchilik xo'jaligi	Sanoat
2024	51 261,0	17 538,7	8 061,0
2023	43 666,7	16 175,7	6 439,0
2022	37 474,3	14 347,7	5 525,3

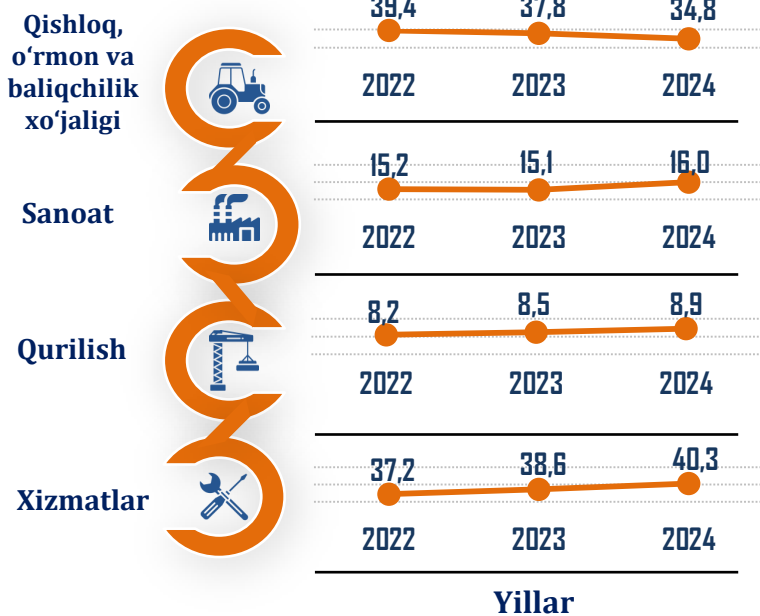
Yillar	Qurilish	Xizmatlar	Mahsulotlarga sof soliqlar
2024	4 470,1	20 261,7	929,5
2023	3 640,7	16 494,7	916,6
2022	3 001,8	13 532,1	1 067,4

Aholi jon boshiga YAHM hajmi va o'sish sur'atlari



Hajmi, ming so'm ● O'sish sur'ati, % da

YAHMning tarmoqlar bo'yicha tarkibi, YAQQga nisbatan % da



XORAZM VILOYATINING YALPI HUDUDIIY MAHSULOTI

YAHM o'sish sur'atlari,
o'tgan yilga nisbatan % da



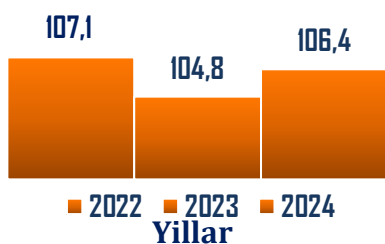
YAHM



Qishloq, o'rmon va
baliqchilik xo'jaligi



Sanoat



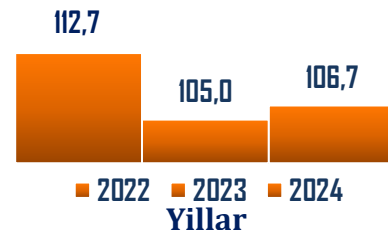
Qurilish



Xizmatlar



Mahsulotlarga sof
soliqlar



YAHM o'sishida tarmoqlarning hissasi,
jamiga nisbatan % da



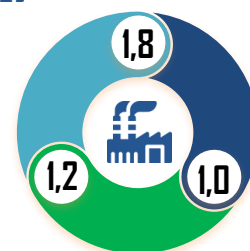

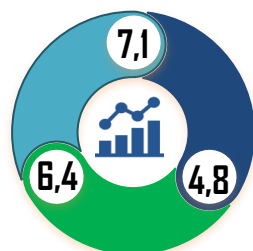
YAHM



Qishloq, o'rmon va
baliqchilik xo'jaligi



Sanoat



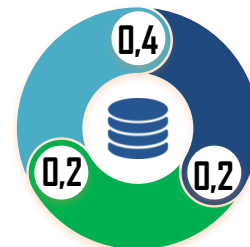
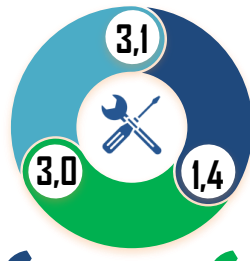
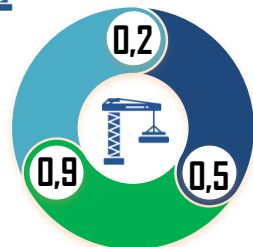
Qurilish



Xizmatlar



Mahsulotlarga sof
soliqlar

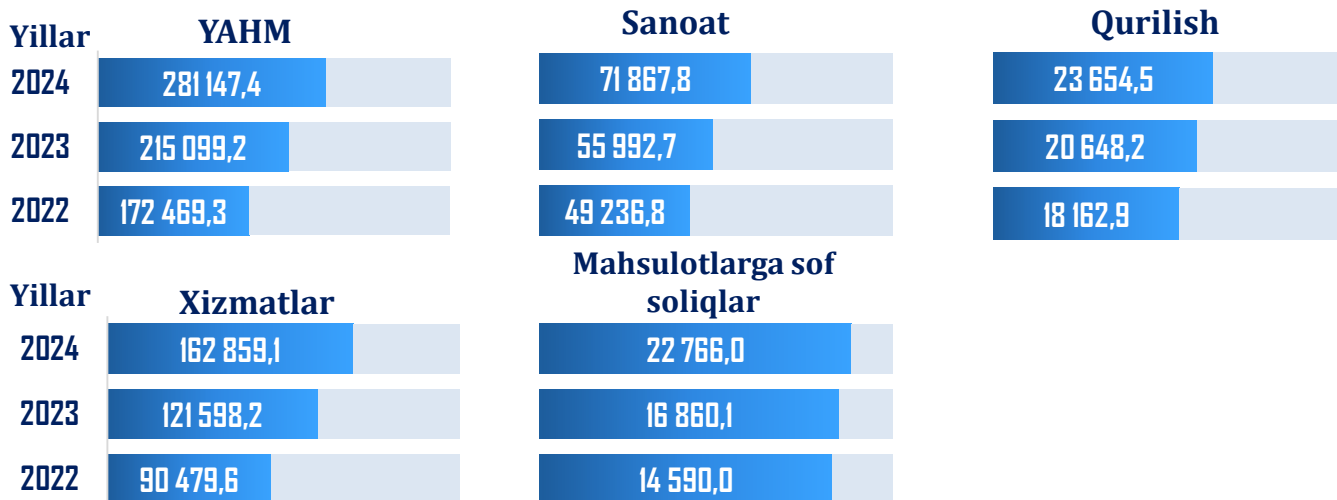


2022- yil 2023- yil 2024- yil

TOSHKENT SHAHRINING YALPI HUDUDIIY MAHSULOTI

Toshkent shahrida YAHM hajmi **281 147,4** mlrd so'mni tashkil etdi va 2023- yil bilan taqqoslaganda **10,4 %** ga o'sdi. Sanoat tarmog'ida **108,1 %** (YAHM tarkibidagi ulushi – **27,8 %**), qurilishda **109,9 %** (**9,2 %**) va xizmatlar sohasida **111,5 %** (**63,0 %**) o'sish sur'atlari kuzatildi. Aholi jon boshiga YAHM **91 376,6** ming so'mni tashkil etdi va **7,6 %** ga o'sdi.


YAHM hajmi, mlrd so'm



Aholi jon boshiga YAHM hajmi va o'sish sur'atlari



YAHMning tarmoqlar bo'yicha tarkibi, YAQQga nisbatan % da



TOSHKENT SHAHRINING YALPI HUDUDIY MAHSULOTI

YAHM o'sish sur'atlari,
o'tgan yilga nisbatan % da



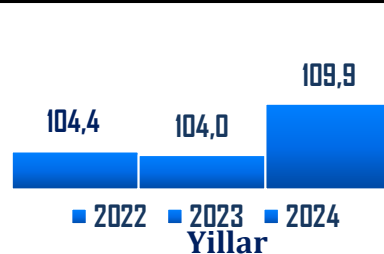
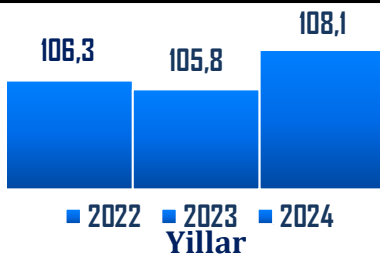
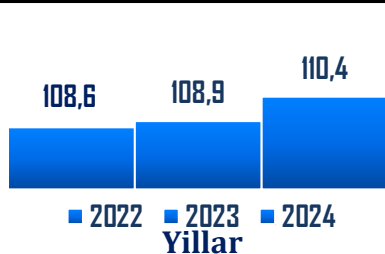
YAHM



Sanoat



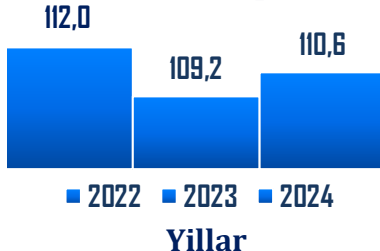
Qurilish



Xizmatlar



Mahsulotlarga sof
soliqlar



YAHM o'sishida tarmoqlarning hissasi,
jamiga nisbatan % da



YAHM



Sanoat



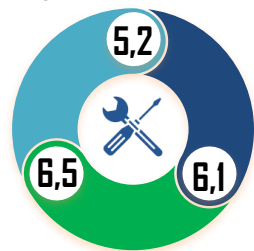
Qurilish



Xizmatlar



Mahsulotlarga sof
soliqlar



2022- yil 2023- yil 2024- yil