

RETAIL AND WHOLESALE TRADE TURNOVER IN THE REPUBLIC OF UZBEKISTAN

preliminary data for January-September 2025

- I. Retail turnover
- II. Wholesale turnover
- III. Turnover of food service establishments
- IV. Metadata
- V. Links to relevant publications

I. RETAIL TURNOVER

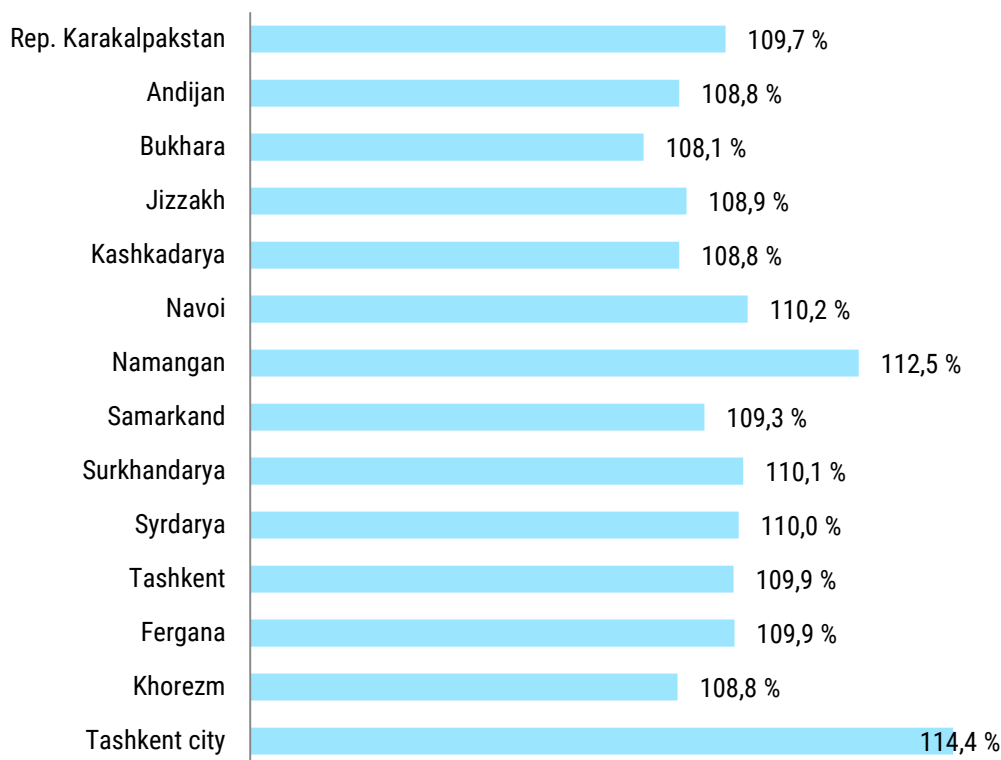
January-September 2025

As of October 1, 2025, the number of commercial enterprises operating in the retail sector reached 84 838 units, of which the number of operating large enterprises amounted to 355 units, and small enterprises and microfirms – 84 483 units.

Retail trade turnover for January–September 2025 reached 316 378.5 billion soums, an increase of 11.0% compared to the same period in 2024. Large enterprises' turnover amounted to 57 604.6 billion soums (a growth rate of 117.8%), while small businesses and private entrepreneurs' turnover amounted to 258 773.9 billion soums (a growth rate of 109.6%).

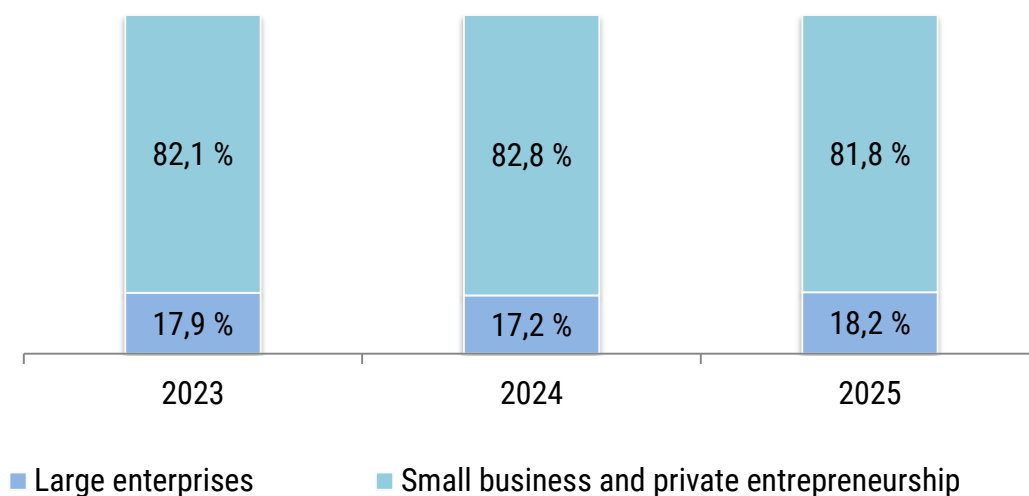
Retail growth rates by region

January-September 2025



Indicators on the topic: [Retail trade volume by region \(by month\)](#)

Dynamics of the share of large enterprises, small businesses and private entrepreneurship



II. WHOLESALE TURNOVER

January-September 2025

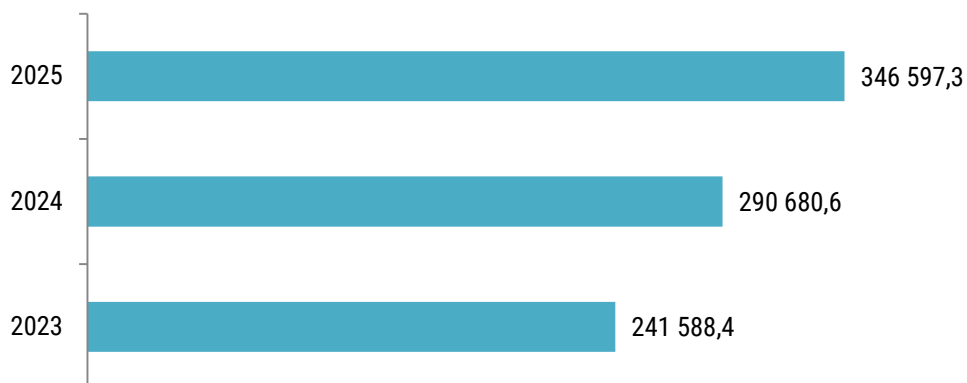
As of October 1, 2025, the number of commercial enterprises operating in the wholesale trade sector amounted to 50 086 units, of which the number of large operating enterprises was 391 units, small enterprises and microfirms – 49 695 units.

According to preliminary data, in January–September 2025, the volume of wholesale trade turnover reached 346 597.3 billion soums compared to the same period in 2024, increased by 12.6%.

Wholesale trade turnover of large enterprises amounted to 98 072.9 billion soums (a growth rate of 121.6%), while that of small businesses amounted to 248 524.4 billion soums (a growth rate of 109.5%). Small businesses accounted for 71.7% of the republic's total wholesale trade.

Dynamics of wholesale trade volume

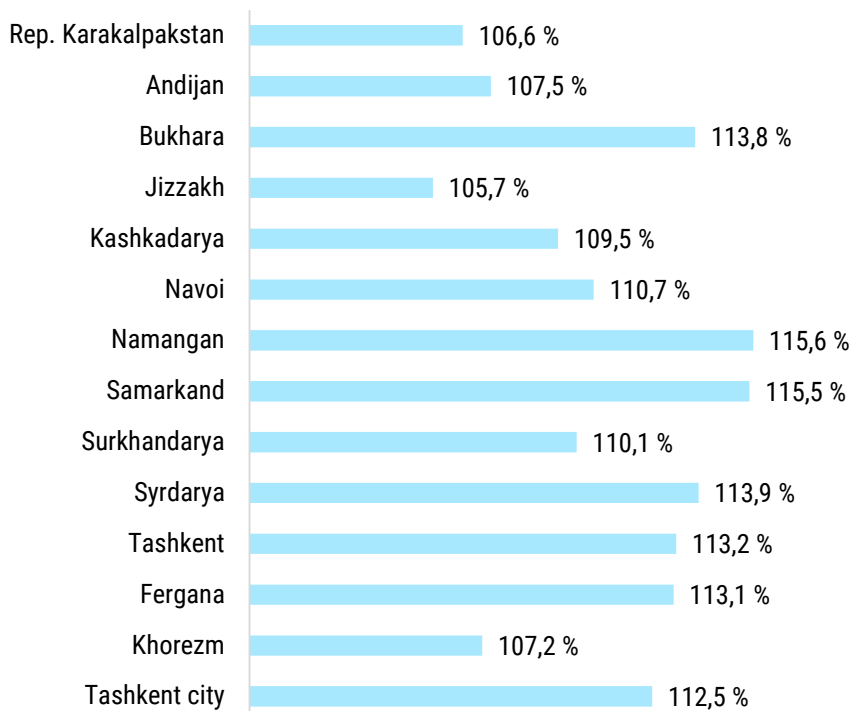
January-September 2025, in billion soums



Indicators on the topic: [Wholesale trade volume \(by month\)](#)

Wholesale trade growth rates by region

January-September 2025



Indicators on the topic: [Wholesale trade growth rates by region \(monthly\)](#)

III. TURNOVER OF FOOD ENTERPRISES

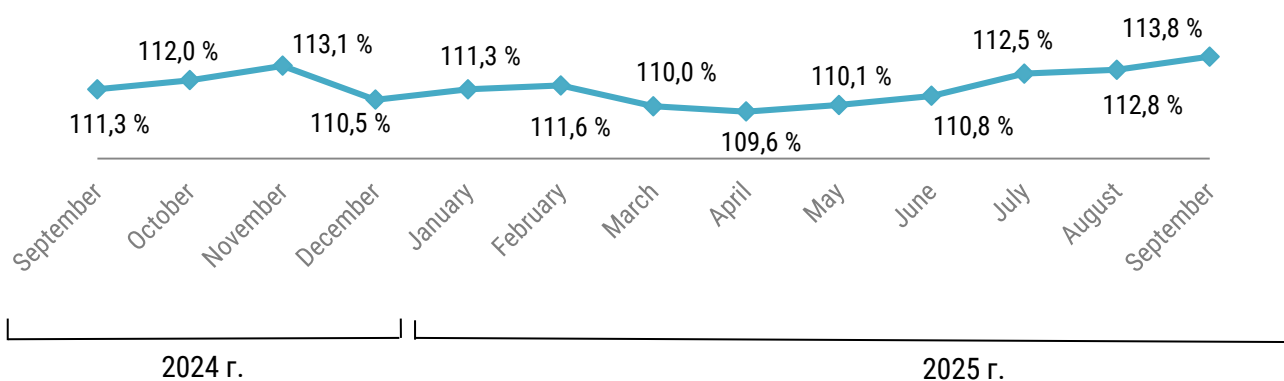
January-September 2025

As of October 1, 2025, the number of commercial enterprises operating in the public catering sector amounted to 25 589 units, of which the number of large operating enterprises amounted to 117 units, and the number of small enterprises and microfirms reached 25 472 units.

In January–September 2025, the turnover of public catering enterprises amounted to 167 913.2 billion soums and increased by 13.8% compared to the same period in 2024, with 84.0% of the trade turnover accounted for by small businesses, while the share of large enterprises was 16.0%.

Dynamics of growth rates of turnover of food service enterprises

January-September 2025





IV. METADATA

In forming the statistical indicators for wholesale and retail trade turnover, the normative legal and regulatory acts of the Republic of Uzbekistan governing the activities of enterprises and organizations engaged in wholesale and retail trade, as well as international guidelines and recommendations were used: "System of National Accounts 2008 (SNA-2008)", "International Recommendations for Retail and Wholesale Trade Statistics" (UN, 2008), "Methodological Recommendations for Statistical Monitoring of Retail Trade Turnover and Calculating of its Physical Volume Index (CIS Statistical Committee, 2011).

Wholesale and retail trade turnover statistics are calculated taking into account the results of a statistical assessment of the shadow economy.

V. LINKS TO RELEVANT PUBLICATIONS

[Wholesale trade volume \(by month\)](#)

[Wholesale trade growth rates by region \(monthly\)](#)

[Retail trade volume by region \(by month\)](#)

[Retail trade growth rate \(monthly\)](#)

[Retail trade volume per capita \(by region, by month\)](#)

[Growth rates of retail trade volume per capita \(by region, by month\)](#)

[Volume of trade in food service establishments \(by region, by month\)](#)

[Growth rates of trade volumes in food service establishments \(by region, by month\)](#)

Responsible for the release:
Department of Foreign Economic
Activity and Trade Statistics

Head of the Department:
J. Dzhamaaldinov
Tel: +998712038000 (11-81)

Executor:
M. Begimkulov
Tel: +998712038000 (11-88)
e-mail: trade@stat.uz

