

## Construction Works in the Republic of Uzbekistan

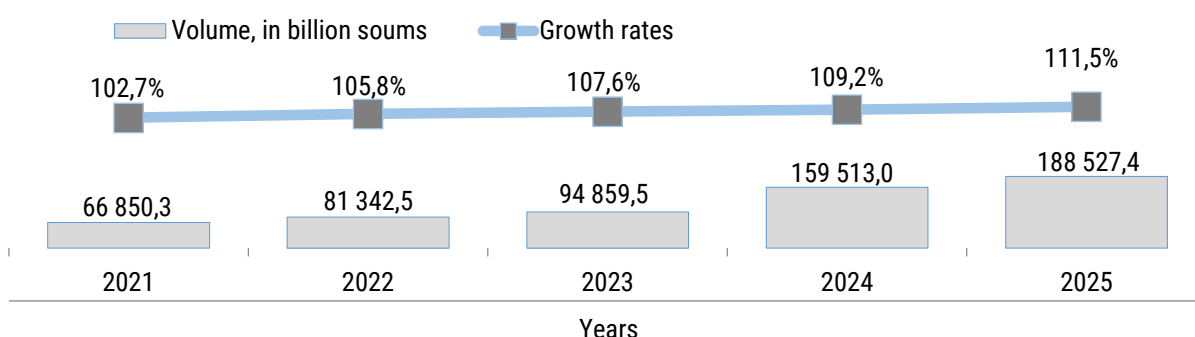
for January-August 2025

- I. Total construction work completed
- II. Construction works by types of economic activity
- III. Structure of the volume of construction works by types of enterprises
- IV. Metadata and methodological explanations for construction works

### I. Total construction work completed

In January-August 2025, the volume of completed construction works in the Republic of Uzbekistan amounted to **188 527.4** billion soums, which, in relation to 2024, is **111.5** %.

#### Volume and growth rate of completed construction works



	Volume, in billion soums	Growth rate, in %
<b>Republic of Uzbekistan<sup>1</sup></b>	<b>188 527,4</b>	<b>111,5</b>
Republic of Karakalpakstan	6 377,9	106,6
<i>regions:</i>		
Andijan	8 647,6	111,2
Bukhara	11 992,3	108,8
Jizzakh	5 073,4	113,9
Kashkadarya	10 715,0	109,4
Navoi	7 877,1	96,6
Namangan	8 813,6	109,8
Samarkand	11 497,1	115,0
Surkhandarya	9 503,7	109,8
Syrdarya	3 567,0	116,6
Tashkent	21 408,5	110,7
Fergana	11 461,6	113,1
Khorezm	7 844,3	113,3
Tashkent city	56 186,1	123,0

Indicators on the topic:

[Volume of construction works \(monthly\)](#)

[Volume of construction works \(annual\)](#)

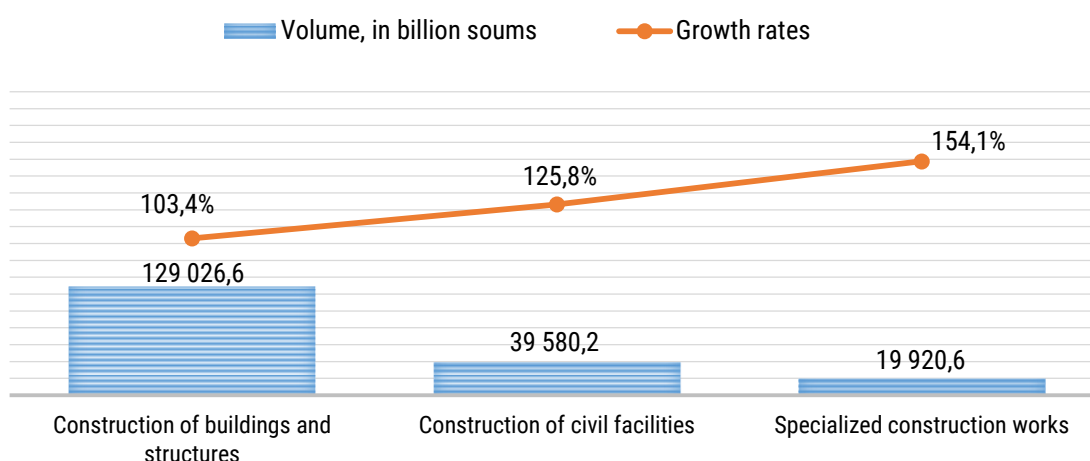
<sup>1</sup> Including unallocated data by region

## II. Construction works by types of economic activity

Construction works in the Republic of Uzbekistan for the specified period are distributed by types of economic activity as follows:

- the share of construction of buildings and structures reached **68.4 %**, which, compared with 2024, amounted to **103.4 %**;
- the share of construction of civil facilities was recorded at **21.0 %** and, if compared with 2024, it amounted to **125.8 %**;
- the share of specialized construction works is **10.6 %** and, compared to 2024, it amounted to **154.1 %**.

### Construction works by types of economic activity



### Volume and growth rate of construction of buildings and structures

	Construction of buildings and structures	Construction of civil facilities	Specialized construction works
Large construction organizations, volume, in billion soums	25 626,2	12 127,3	5 049,9
Growth rate, in %	99,9	143,9	193,3
Small enterprises and microfirms, volume, in billion soums	56 679,4	27 450,1	14 870,7
Growth rate, in %	99,4	119,6	144,2
Informal sector, volume, in billion soums	46 721,0	2,8	-
Growth rate, in %	111,2	3,6	-

Indicators on the topic:

[Volume of construction of buildings and structures \(monthly\)](#)

[Volume of construction of buildings and structures \(annual\)](#)

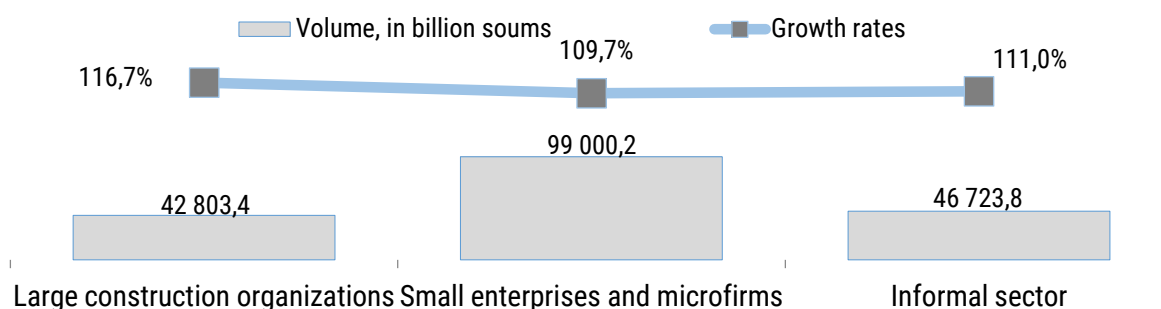
[Volume of construction of civil facilities \(monthly\)](#)

[Volume of construction of civil facilities \(annual\)](#)

[Volume of specialized construction works \(monthly\)](#)

[Volume of specialized construction works \(annual\)](#)

### III. Structure of the volume of construction works by types of enterprises

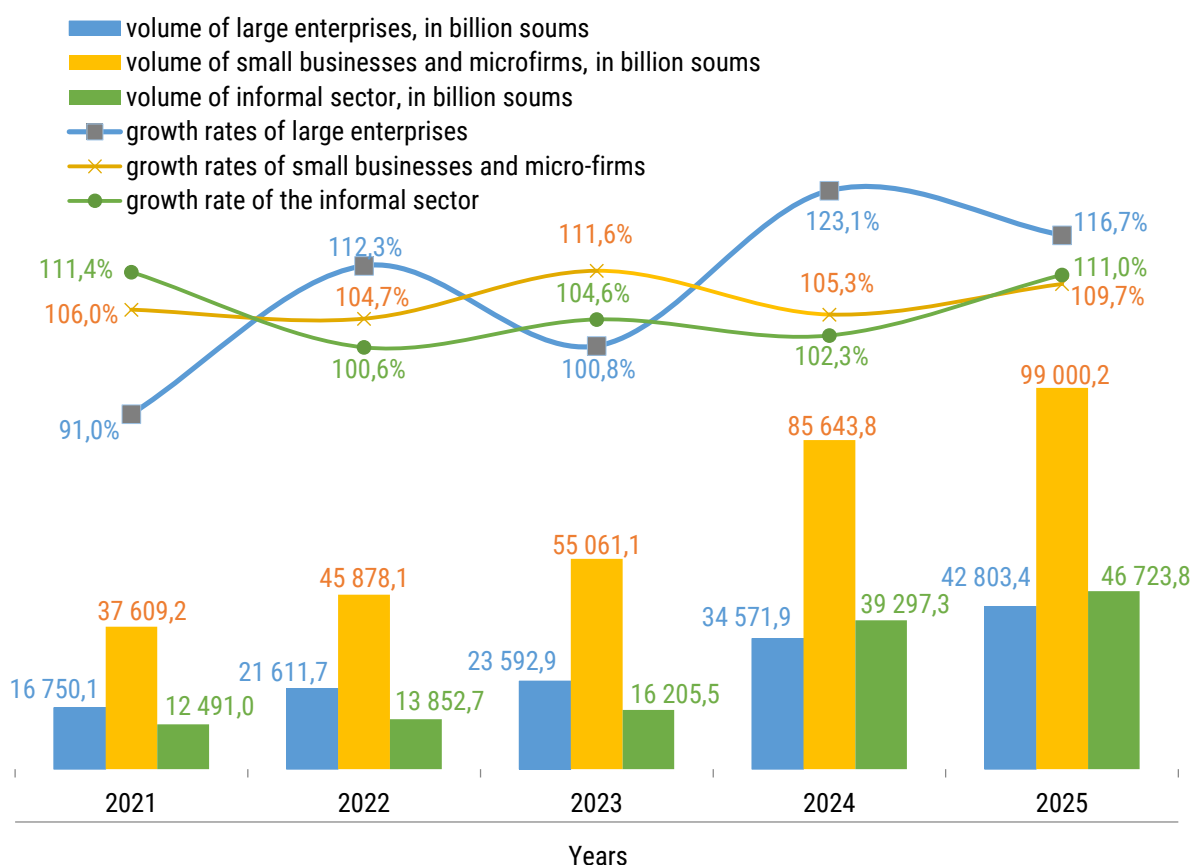


The volume of construction work performed by large construction organizations in January-August 2025 amounted to **42 803.4** billion soums. Compared with 2024, in the period under review, the volume of construction work amounted to **116.7 %**, and their share in the total volume increased by **1.0 %** and amounted to **22.7 %**.

The share of construction work performed by small enterprises and microfirms in the period under review amounted to **52.5 %** of their total volume. Thus, the total volume of construction work performed by them amounted to **99 000.2** billion soums and, in relation to 2024, it reached **109.7 %**.

The share of construction work in the informal sector amounted to **24.8 %**, or **46 723.8** billion soums, and, compared to the same period in 2024, it reached **111.0 %**.

#### Volume and growth rates of construction work by type of enterprise

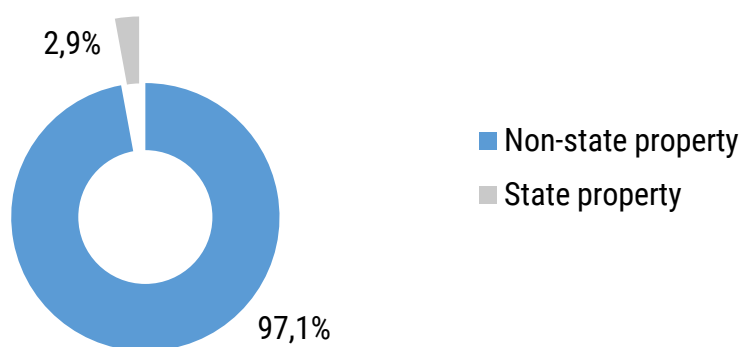


### Volume of construction work by type of enterprise by region

	Volume, in billion soums			Growth rate, in %		
	Large enterprises	Small businesses and micro-firms	Informal sector	Large enterprises	Small businesses and micro-firms	Informal sector
<b>Republic of Uzbekistan<sup>2</sup></b>	<b>42 803,4</b>	<b>99 000,2</b>	<b>46 723,8</b>	<b>116,7</b>	<b>109,7</b>	<b>111,0</b>
Republic of Karakalpakstan	587,8	3 437,6	2 352,5	93,7	108,9	106,8
regions:						
Andijan	745,8	5 669,3	2 232,5	187,4	107,7	105,6
Bukhara	1 292,5	5 651,3	5 048,5	100,1	112,3	107,4
Jizzakh	631,3	3 112,3	1 329,8	166,8	106,5	115,3
Kashkadarya	2 839,6	5 031,2	2 844,2	117,7	109,9	101,5
Navoi	1 597,0	3 317,8	2 962,3	71,2	108,1	104,3
Namangan	706,9	3 931,2	4 175,5	161,6	105,9	107,7
Samarkand	1 228,5	8 634,0	1 634,6	109,3	110,7	155,0
Surkhandarya	839,9	5 311,8	3 352,0	138,9	107,4	107,9
Syrdarya	667,4	2 320,5	579,1	164,4	111,3	101,5
Tashkent	3 564,5	10 973,0	6 871,0	138,5	108,7	102,8
Fergana	1 790,0	6 170,0	3 501,6	126,4	114,0	105,7
Khorezm	695,9	3 265,3	3 883,1	104,9	109,4	118,7
Tashkent city	18 054,1	32 174,9	5 957,1	149,5	110,1	136,1

High growth rates of construction work performed by large construction organizations were noted in Andijan (**187.4** % of the corresponding period in 2024), Jizzakh (**166.8** %) and Syrdarya (**164.4** %) regions.

### Construction works by forms of ownership



<sup>2</sup> Including unallocated data by region

#### IV. Metadata and methodological explanations

**Construction works** are the result of construction production as a set of works performed during the construction, reconstruction, expansion, major and current repairs of buildings and structures.

The cost of construction includes work on site development, sanitary and technical work on water supply, sewerage, installation of building structures, and other contract work (commissioning, cultural and technical, etc.).

Statistical accounting of construction works is carried out in the amount of the volume actually completed during the reporting period, regardless of the moment of its payment in actual prices of the reporting period, without value added tax.

The formation of statistical information on the volume of construction work is carried out on the basis of:

- a) statistical reporting (monthly, annual) of legal entities engaged in construction activities;
- b) results of quarterly sample observations of the activities of small enterprises and microfirms;
- c) statistical reporting of territorial offices of state cadastral chambers monitoring the construction of individual housing and non-residential properties by individuals;
- d) data from sample statistical surveys of individual residential buildings put into operation;
- e) statistical assessment of the volume of repairs to individual residential buildings carried out by private means.

Links for metadata:

<https://stat.uz/files/349/METADATAuz/1875/Construction works.pdf>

<https://stat.uz/files/349/METADATAuz/1877/Constructions per capita.pdf>

---

**Responsible for the release:**

Investment and Construction  
Statistics Department

**Executor:**

D. Khidiralieva  
71 203-80-00 (1163)

**Address:**

