

DEVELOPMENT OF THE SERVICE SECTOR



Enterprises and organizations (as of January 1, 2025)

310,8

Operating enterprises and organizations in the service sector, in thousands of units

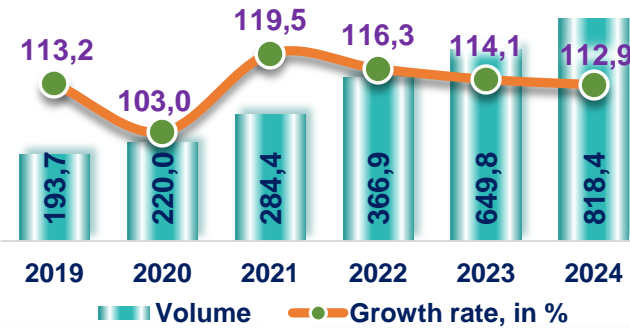
73,2

Share in total, in %

53,7

Newly created, in thousands of units

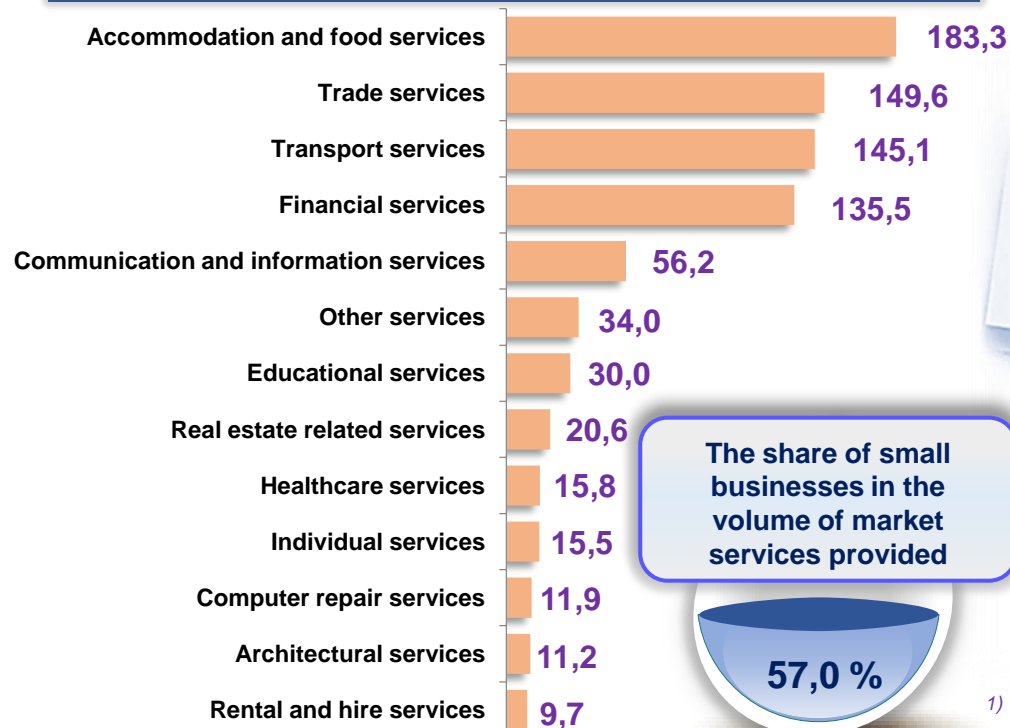
Volume of market services provided ¹ (for January-December 2019-2024, in trillion soums)



Volume of services per capita ¹ (for January-December 2019-2024, in million soums)



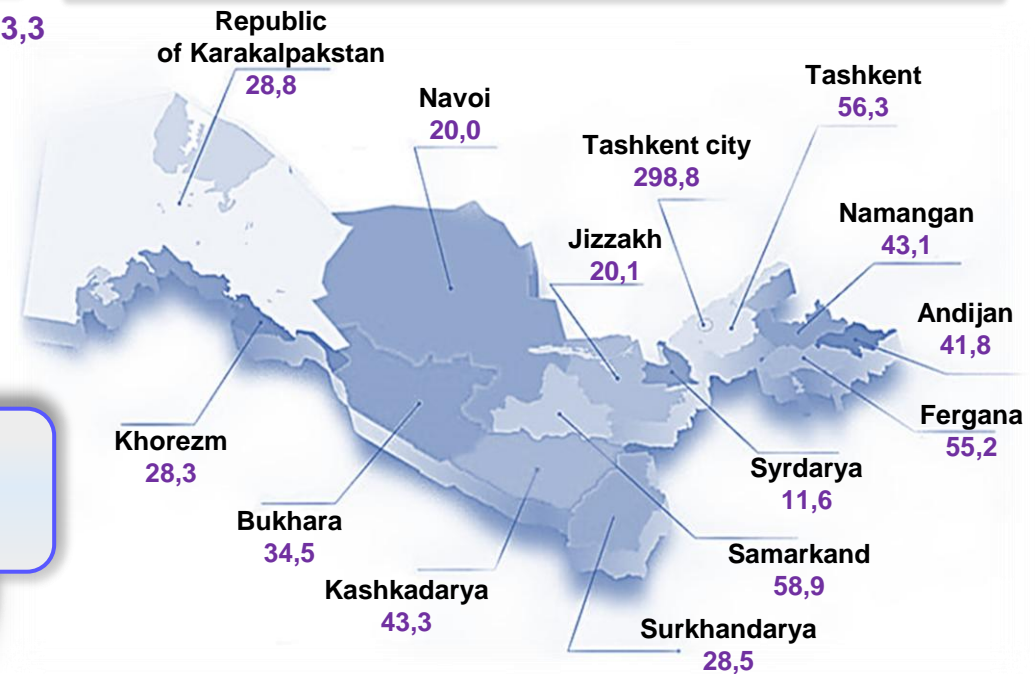
Volume of provided market services by types of economic activity ¹ (for January-December 2024, in trillion soums)



The share of small businesses in the volume of market services provided

57,0 %

Volume of provided market services by regions ¹ (for January-December 2024, in trillion soums)



¹) Data for 2019-2023 are provided with clarifications, the volume for 2023 and information for January-December 2024 - taking into account the results of statistical surveys conducted to assess the informal and shadow economy