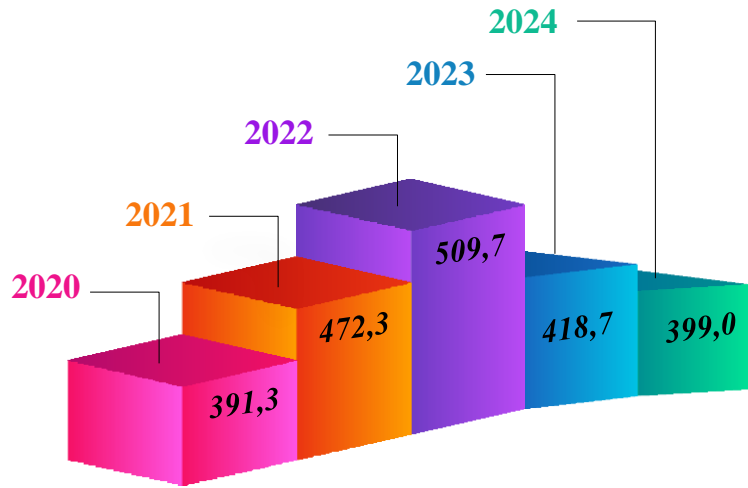


# Small business in the Republic of Uzbekistan in January-September 2024

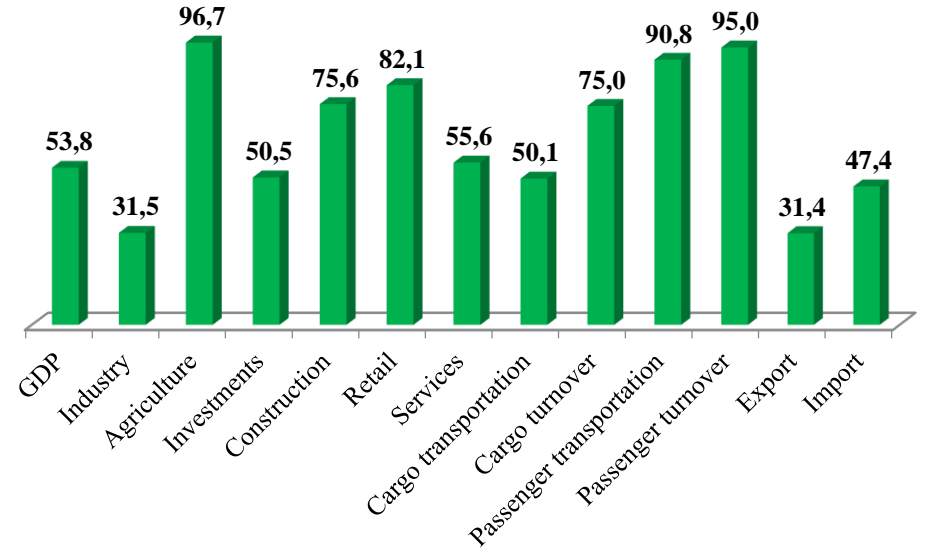
Number of operating small enterprises and micro firms as of October 1 (excluding dehqan and farm enterprises), thousand units



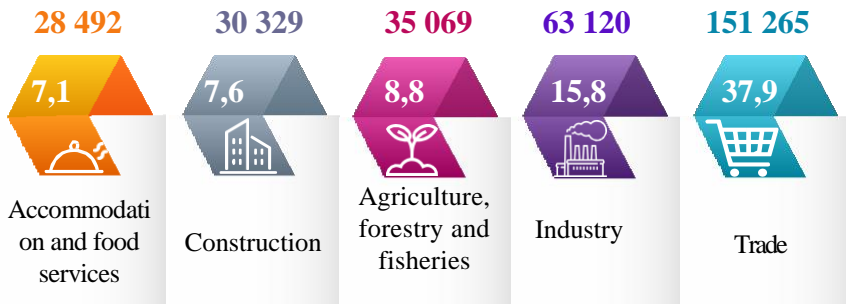
The number of operating small enterprises and micro firms by region as of October 1, units

2023		2024
418 711	The Republic of Uzbekistan	399 031
85 507	Tashkent city	87 778
38 876	Tashkent	36 484
37 680	Samarkand	35 203
36 359	Fergana	32 050
27 489	Bukhara	26 307
29 303	Kashkadarya	25 500
24 104	Khorezm	24 067
24 559	Andijan	23 267
23 409	Namangan	22 324
21 197	Surkhandarya	21 220
21 528	Republic of Karakalpakstan	20 200
19 965	Navoi	18 829
17 329	Jizzakh	15 826
11 406	Syrdarya	9 976

Shares of small businesses in the main sectors of the economy as in January-September, %



Number of operating small enterprises and micro firms as of October 1, 2024 by type of economic activity with the largest share, units



Number of newly created small enterprises and micro-firms in January-September 2020 - 2024, thousand units

