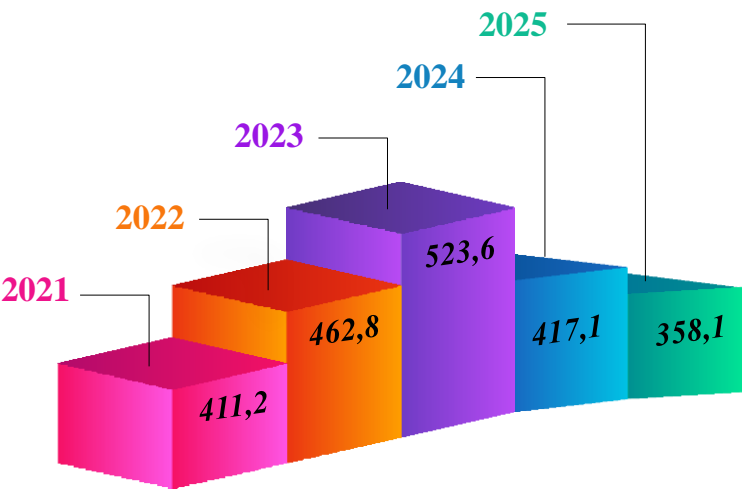
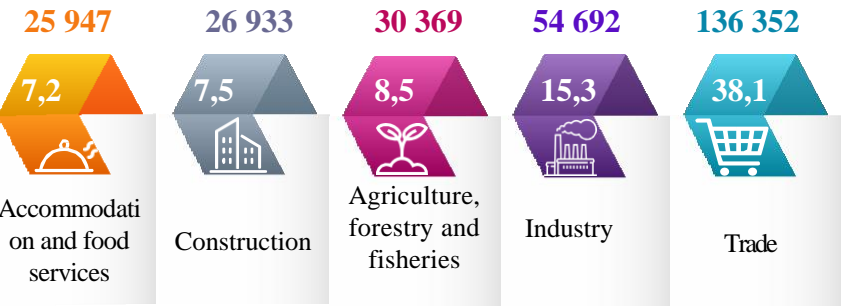


# Small business in the Republic of Uzbekistan in January-December 2024

Number of operating small enterprises and micro firms as of January 1 (excluding dehkan and farm enterprises), thousand units



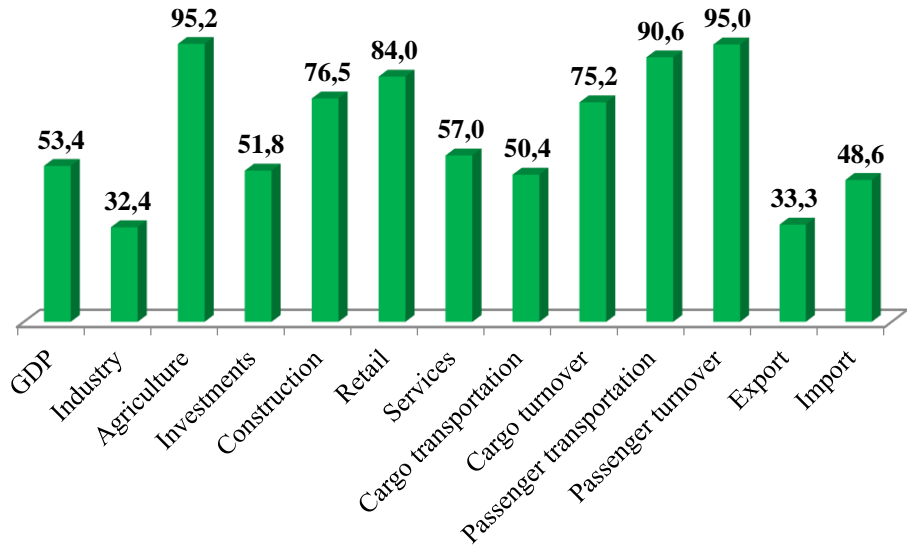
Number of operating small enterprises and micro firms as of January 1, 2025 by type of economic activity with the largest share, units



The number of operating small enterprises and micro firms by region as of January 1, units

2024		2025
417 080	The Republic of Uzbekistan	358 116
87 458	Tashkent city	84 453
38 953	Tashkent	34 389
37 398	Samarkand	31 470
36 238	Fergana	28 076
27 594	Bukhara	22 615
27 980	Kashkadarya	22 452
23 854	Khorezm	20 528
24 381	Andijan	19 967
23 136	Namangan	19 547
20 589	Surkhandarya	19 101
22 066	Republic of Karakalpakstan	17 180
19 539	Navoi	16 165
16 677	Jizzakh	13 534
11 217	Syrdarya	8 639

Shares of small businesses in the main sectors of the economy as in January-December, %



Number of newly created small enterprises and micro-firms by type of economic activity in January-September 2020 - 2024, thousand units

