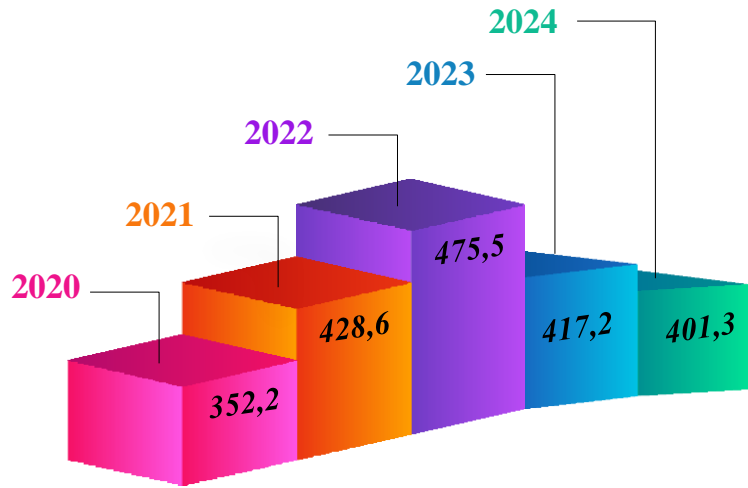


Small business in the Republic of Uzbekistan in January-March 2024

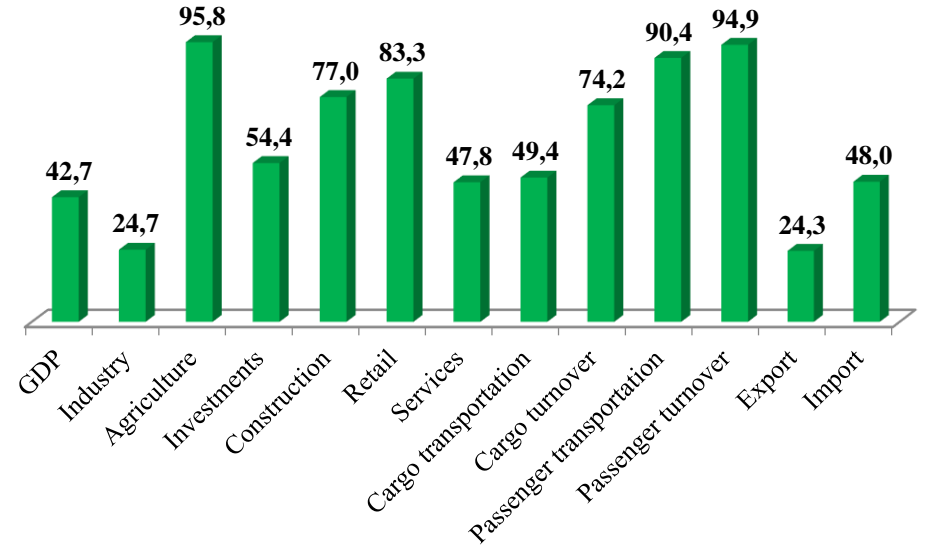
Number of operating small enterprises and micro firms as of April 1 (excluding dehqan and farm enterprises), thousand units



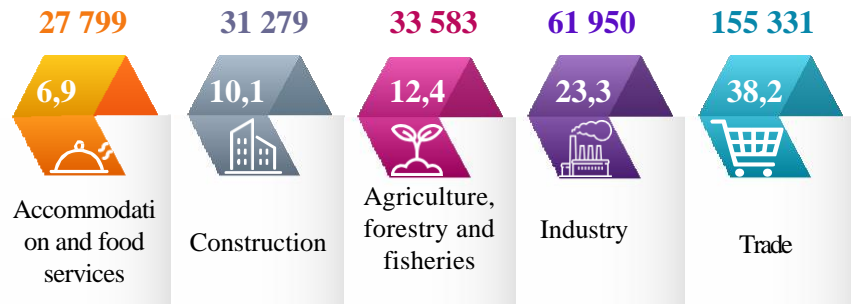
The number of operating small enterprises and micro firms by region as of April 1, units

2023		2024
417 216	The Republic of Uzbekistan	401 278
82 237	Tashkent city	87 613
38 665	Tashkent	37 179
37 862	Samarkand	36 397
36 143	Fergana	32 644
25 775	Bukhara	26 475
32 688	Kashkadarya	25 891
27 230	Andijan	23 755
22 114	Khorezm	22 764
24 488	Namangan	22 449
19 376	Republic of Karakalpakstan	21 275
21 526	Surkhandarya	19 735
20 278	Navoi	18 703
17 433	Jizzakh	15 807
11 401	Syrdarya	10 591

Shares of small businesses in the main sectors of the economy as of April 1, %



Number of operating small enterprises and micro firms as of April 1, 2024 by type of economic activity with the largest share, units



Number of newly created small enterprises and micro-firms by type of economic activity in January-March 2019 - 2024, thousand units

