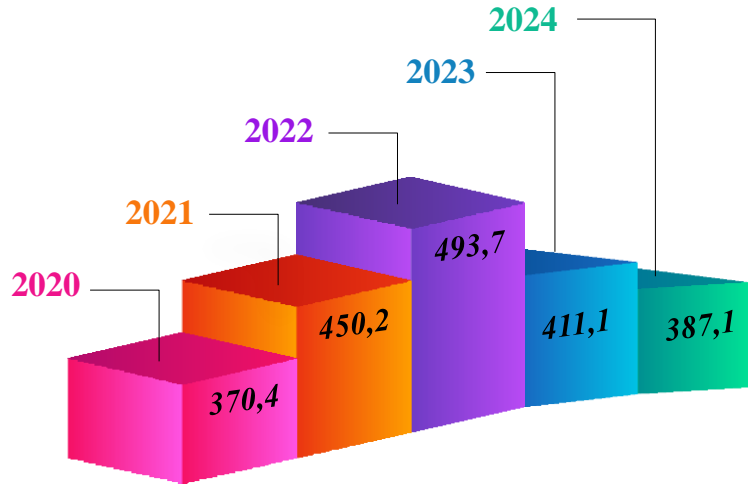


# Small business in the Republic of Uzbekistan in January-June 2024

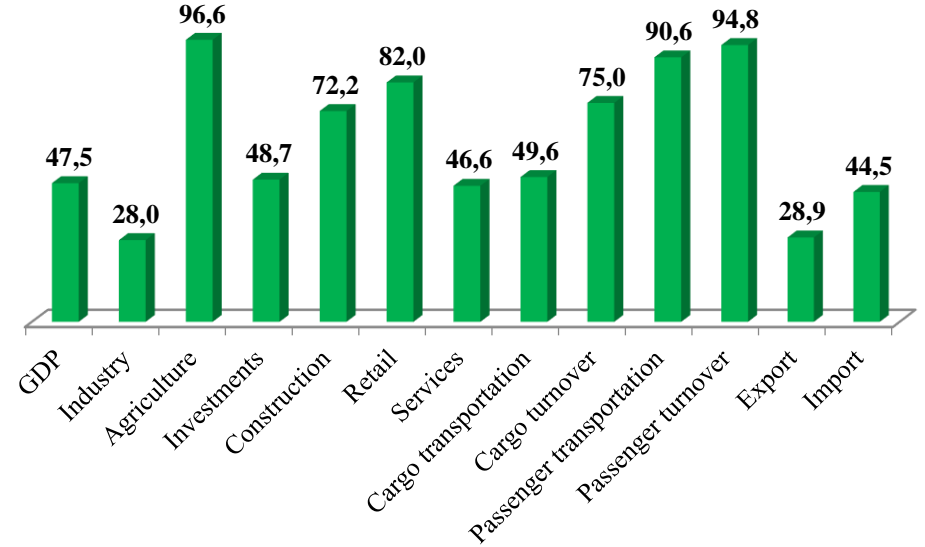
Number of operating small enterprises and micro firms as of July 1 (excluding dehqan and farm enterprises), thousand units



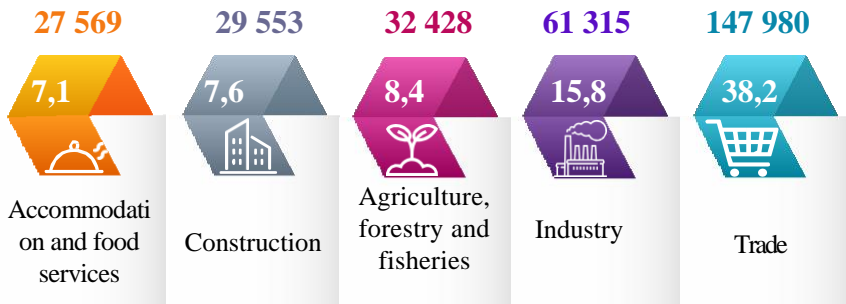
The number of operating small enterprises and micro firms by region as of July 1, units

2023		2024
411 058	The Republic of Uzbekistan	387 138
82 951	Tashkent city	84 686
38 122	Tashkent	34 886
37 268	Samarkand	34 347
35 848	Fergana	31 605
27 024	Bukhara	25 729
29 744	Kashkadarya	24 442
24 240	Andijan	23 026
23 152	Khorezm	22 984
23 058	Namangan	21 877
20 400	Republic of Karakalpakstan	20 295
21 026	Surkhandarya	19 373
19 942	Navoi	18 419
17 060	Jizzakh	15 557
11 223	Syrdarya	9 912

Shares of small businesses in the main sectors of the economy as in January-June, %



Number of operating small enterprises and micro firms as of July 1, 2024 by type of economic activity with the largest share, units



Number of newly created small enterprises and micro-firms in January-June 2019 - 2024, thousand units

