

Demographic situation in the Republic of Uzbekistan

For January-December 2025

- I. Main demographic indicators
- II. Permanent population
- III. Births and deaths
- IV. Marriages and divorces
- V. Population migration
- VI. Methodological explanations of demographic indicators and metadata

I. Main demographic indicators

As of January 1, 2026, the permanent population of the Republic of Uzbekistan stood at **38 236,7** thousand people, an increase of **1,8** percent compared to the same period last year. In January-December 2025, there were **879,6** thousand births and **177,1** thousand deaths, resulting in a natural increase of **702,5** thousand people. The number of immigrants to our country from foreign countries amounted to **1 159** people, while the number of those who emigrated abroad totaled **10,117**. There were **267,1** thousand registered marriages and **46,9** thousand divorces.

Permanent population

38 236,7 thousand people

Number of births

879,6 thousand people

Number of deaths

177,1 thousand people

Immigrants from abroad

1 159 people

Emigrants abroad

10 117 people

Number of marriages

267,1 thousand

Number of divorces

46,9 thousand

II. Permanent population

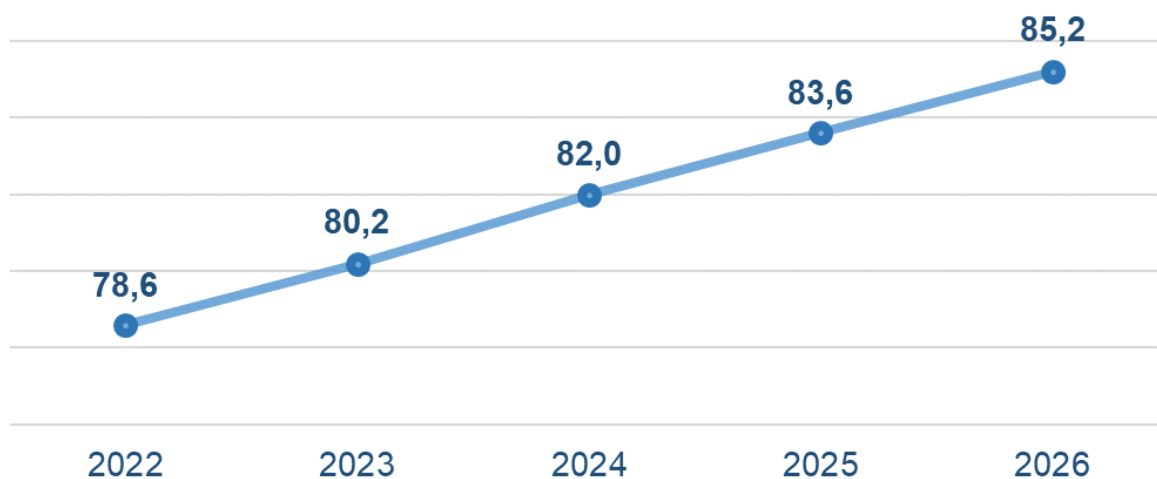
As of January 1, 2026, the permanent population of the Republic of Uzbekistan amounted to **38 236 7** thousand people, an increase of **693,5** thousand people or **1,8** percent compared to the same period last year. By permanent residence area, **19 471,7** thousand people (**50,9%** of the total population) live in urban areas, while **18 765,0** thousand people (**49,1%**) reside in rural areas. The number of women is **18 979,0** thousand (**49,6%**), while men number **19 257,7** thousand (**50,4%**).

Permanent population, thousand people

	2025	2026	Growth rate, %
Republic of Uzbekistan	37 543,2	38 236,7	101,8
Republic of Karakalpakstan	2 029,7	2 053,2	101,2
<i>regions:</i>			
Andijan	3 461,0	3 521,8	101,8
Bukhara	2 077,0	2 107,0	101,4
Jizzakh	1 537,6	1 566,9	101,9
Kashkadarya	3 639,3	3 717,0	102,1
Navoi	1 094,7	1 111,9	101,6
Namangan	3 131,7	3 190,8	101,9
Samarkand	4 297,5	4 379,8	101,9
Surkhandarya	2 945,5	3 011,0	102,2
Syrdarya	930,8	946,3	101,7
Tashkent	3 108,5	3 160,7	101,7
Fergana	4 144,7	4 223,0	101,9
Khorezm	2 032,4	2 069,2	101,8
Tashkent city	3 112,8	3 178,1	102,1

In the Republic of Uzbekistan, as of January 1, 2026, there were an average of **85,2** people per square kilometer. This indicator increased by **1,6** people compared to the corresponding period last year (as of January 1, 2025, there were **83,6** people per 1 sq. km).

Population density, population per 1 sq. km



Indicators related to the topic:

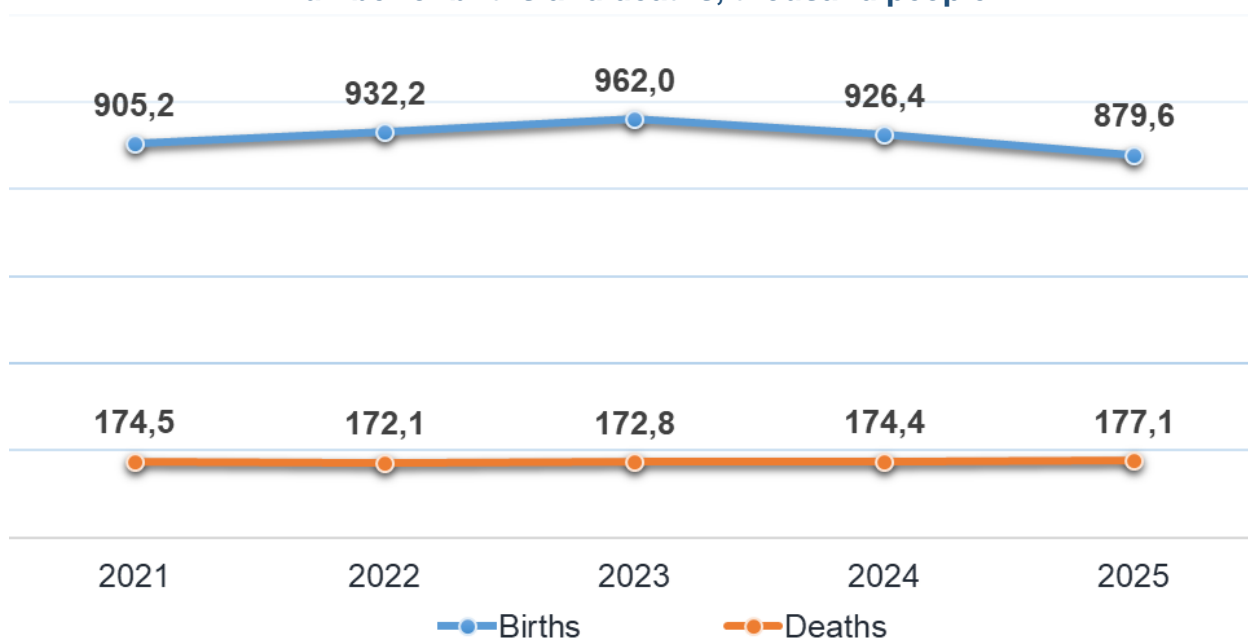
[Permanent population \(total, quarterly\)](#)
[Permanent population \(women, quarterly\)](#)
[Permanent population \(men, quarterly\)](#)
[Permanent population \(urban, quarterly\)](#)
[Permanent population \(rural, quarterly\)](#)
[Population density \(total, quarterly\)](#)

III. Births and deaths

The number of live births recorded in our country in January-December 2025 was **879,6** thousand people, with the birth rate per thousand population at **23,2** per mille. The number of births in January-December of this year decreased by **46,8** thousand compared to the corresponding period of 2024.

The number of deaths was **177,1** thousand people, with the mortality rate per thousand population at **4,7** per mille. The number of deaths in January-December of this year increased by **2,7** thousand compared to the corresponding period of 2024.

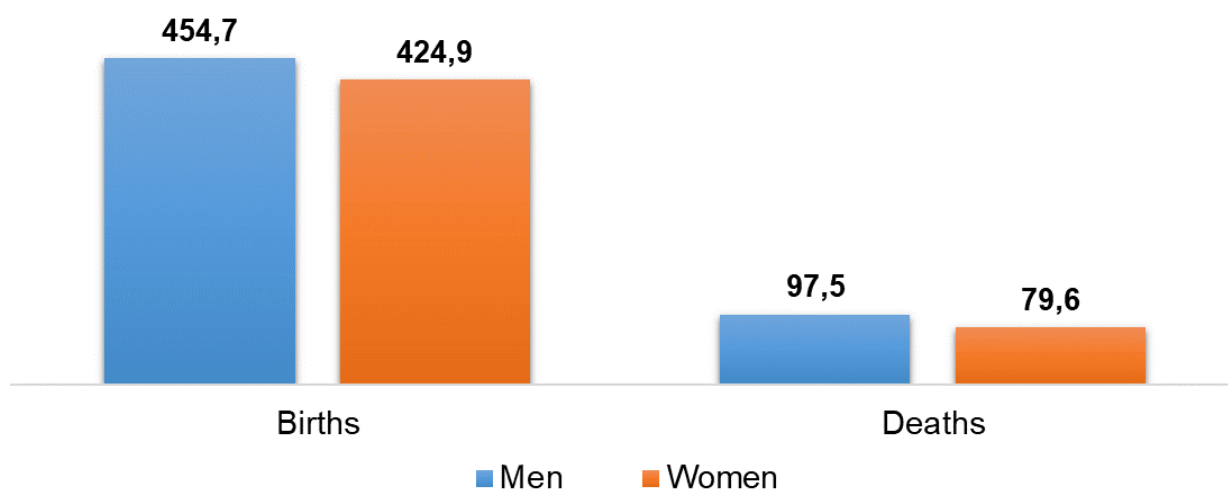
Number of births and deaths, thousand people



The number of live births in the republic totaled **879,6** thousand people, of which the number of boys was **454,7** thousand (**51,7%** of total births), the number of girls was **424,9** thousand (**48,3%**). In urban areas, there were **419,5** thousand births (**47,7%**), while in rural areas there were **460,1** thousand (**52,3%**).

The number of deaths in the republic totaled **177,1** thousand people, of which **97,5** thousand were men (**55,1%** of total deaths), women **79,6** thousand (**44,9%**). In urban areas, there were **95,7** thousand deaths (**54,1%**), while in rural areas **81,4** thousand (**45,9%**).

Distribution of births and deaths by sex, thousand people



Indicators related to the topic:

[Number of births \(total, quarterly\)](#)

[Number of births \(girls, quarterly\)](#)

[Number of births \(boys, quarterly\)](#)

[Number of deaths \(total, quarterly\)](#)

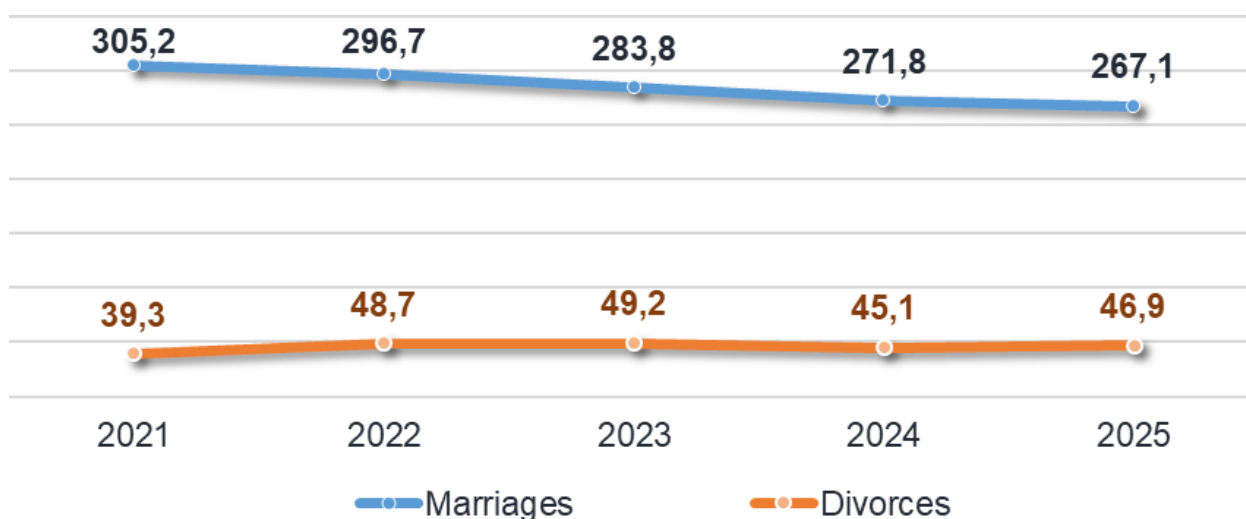
[Main causes of death \(total, quarterly\)](#)

IV. Marriages and divorces

The number of marriages registered in our country in January-December 2025 was **267,1** thousand, with the marriage rate per thousand population being **7,1** per mille. The number of marriages in January-December of this year decreased **by 4,7** thousand units compared to the corresponding period of 2024.

The number of divorces was **46,9** thousand, with the divorce rate per thousand population being **1,2** per mille. The number of divorces in January-December of this year increased **by 1,8** thousand units compared to the corresponding period of 2024.

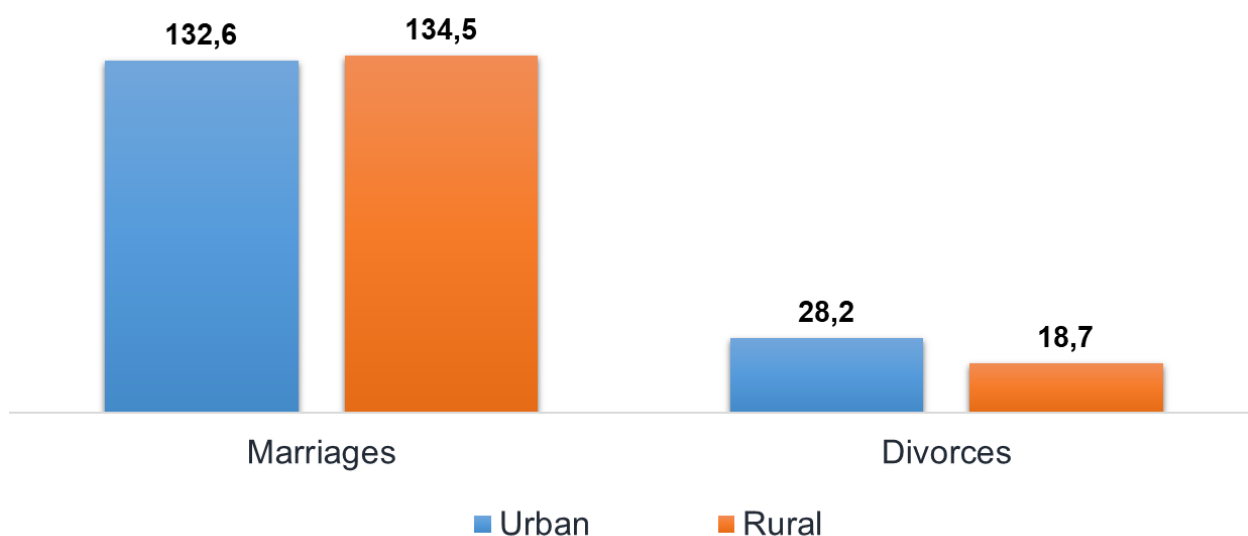
Number of registered marriages and divorces, thousand units



The number of registered marriages in the republic amounted to **267,1** thousand units, of which **132,6** thousand units (**49,7%**) were in urban areas and **134,5** thousand units (**50,3%**) were in rural areas.

The number of divorces in the republic amounted to **46,9** thousand units, of which **28,2** thousand units (**60,1%**) were in urban areas and **18,7** thousand units (**39,9%**) were in rural areas.

Distribution of registered marriages and divorces by urban and rural areas, thousand units



Indicators related to the topic:

[Number of marriages \(total, quarterly\)](#)

[Number of marriages \(urban, quarterly\)](#)

[Number of marriages \(rural, quarterly\)](#)

[Number of divorces \(total, quarterly\)](#)

[Number of divorces \(urban, quarterly\)](#)

[Number of divorces \(rural, quarterly\)](#)

V. Population migration

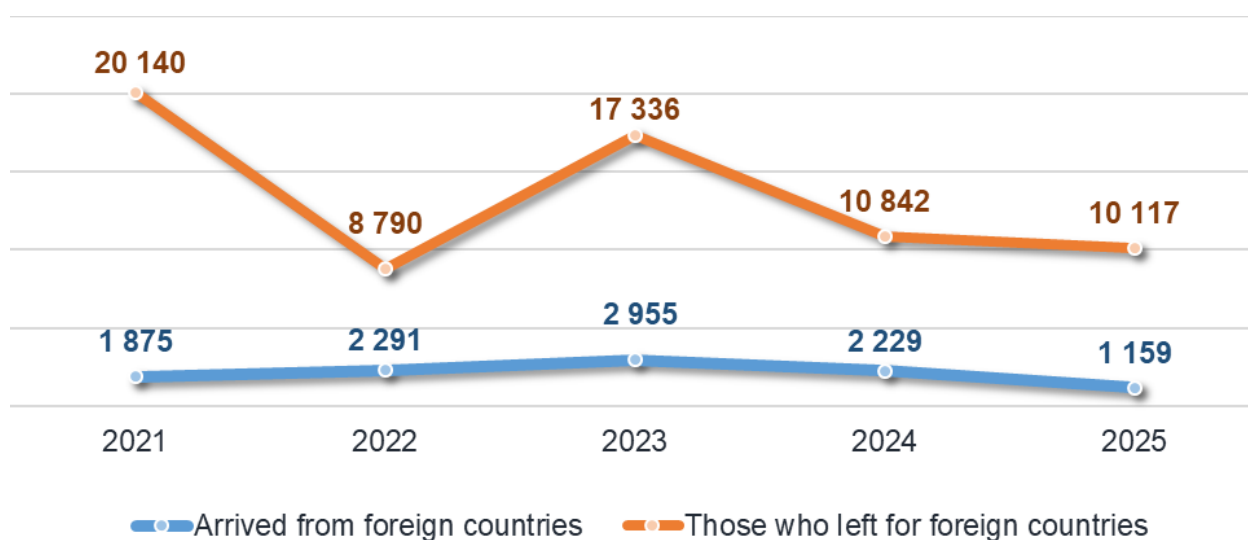
In January-December 2025, the total number of immigrants to the republic amounted to **252 792** people, including **251 633** migrants from other regions of the republic and **1 159** migrants from foreign countries.

The total number of emigrants was **261 750** people, including **251 633** migrants to other regions of the republic and **10 117** migrants to foreign countries.

Number of immigrants and emigrants, people

	Number of immigrants			Number of emigrants		
	Total	of which:		Total	of which:	
		internal	external		internal	external
Republic of Uzbekistan	252 792	251 633	1 159	261 750	251 633	10 117
Republic of Karakalpakstan	13 200	13 099	101	18 622	15 090	3 532
regions:						
Andijan	7 897	7 897	0	9 782	9 724	58
Bukhara	9 916	9 905	11	14 166	14 032	134
Jizzakh	8 172	8 160	12	9 933	9 833	100
Kashkadarya	11 973	11 971	2	18 361	18 347	14
Navoi	14 284	14 272	12	16 437	14 527	1 910
Namangan	2 910	2 909	1	5 126	5 096	30
Samarkand	13 708	13 706	2	17 975	17 866	109
Surkhandarya	10 832	10 832	0	14 383	14 358	25
Syrdarya	6 970	6 946	24	7 934	7 822	112
Tashkent	31 176	30 901	275	26 295	23 813	2 482
Fergana	15 336	15 322	14	16 569	16 489	80
Khorezm	16 132	16 125	7	15 885	15 789	96
Tashkent city	90 286	89 588	698	70 282	68 847	1 435

Number of immigrants from abroad and emigrants to foreign countries, people



Indicators related to the topic:

[Number of immigrants \(total, quarterly\)](#)

[Number of emigrants \(total, quarterly\)](#)

VI. Methodological explanations and metadata of demographic indicators

Explanations and metadata

In order to form demographic indicators, electronic data exchange has been established between the National Statistics Committee, the Ministry of Justice, and the Ministry of Internal Affairs of the Republic of Uzbekistan, and the primary databases of these ministries have been integrated.

Since all data necessary for the formation of demographic indicators are obtained electronically through integration, a separate form of statistical observation has not been approved.

To form data characterizing demographic indicators, statistical bodies process primary data on natural population movement and migration, received from other state bodies (Ministry of Justice and Ministry of Internal Affairs of the Republic of Uzbekistan).

Statistical data on demographic indicators are formed based on:

- birth registration records;
- death registration records;
- marriage registration records;
- divorce registration records;
- statistical accounting forms for immigration;
- statistical accounting forms for emigration.

Useful links

[Manual on coding civil status certificates and statistical reporting data for the formation of basic demographic indicators](#)

[Methodological Regulations for the Formation of Basic Demographic Indicators](#)

Responsible for preparation:
Department of Demography,
Labor and Gender Statistics

Address: 100170, Tashkent,
Mustaqillik Avenue, 63
Email: info@stat.uz
Tel.: 71-203-80-00 (1240, 1241)

Address:

