

Retail and Wholesale Trade Turnover of the Republic of Uzbekistan

Preliminary data for January-May 2026

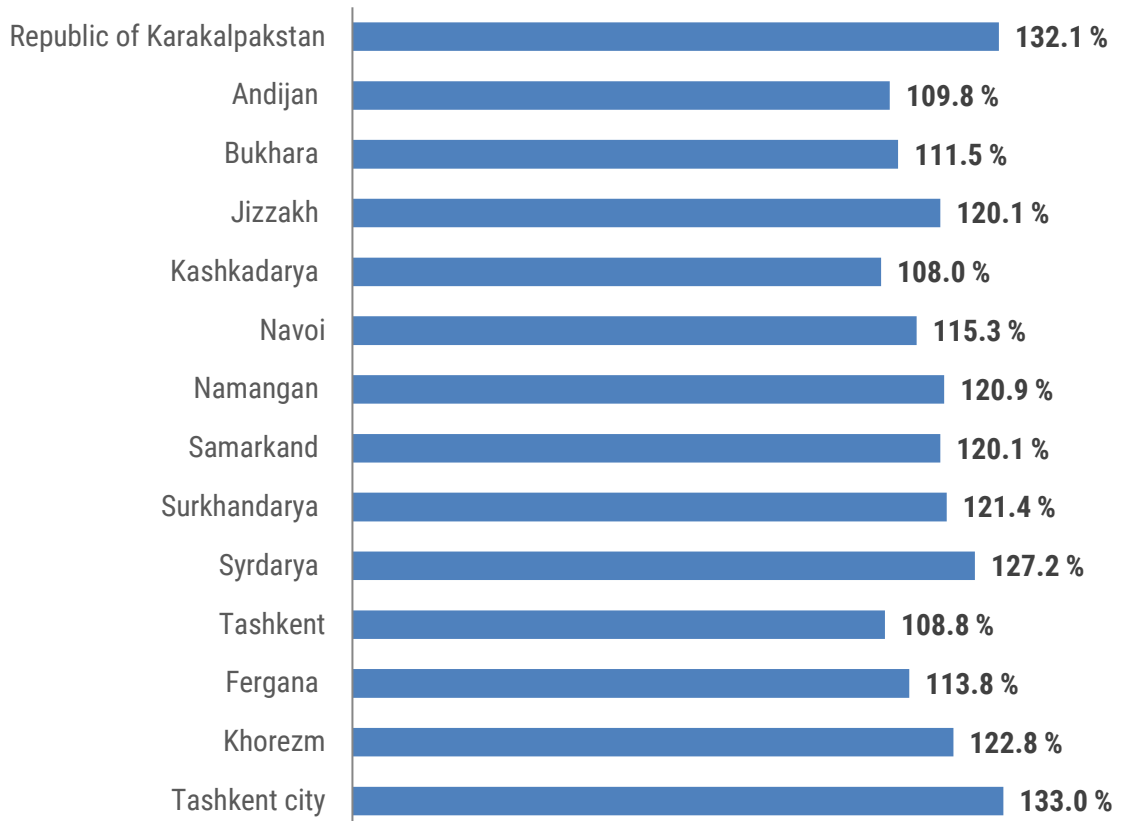
- I. Retail Trade Turnover
- II. Wholesale Trade Turnover
- III. Turnover of food service enterprises
- IV. Metadata
- V. Links to Relevant Publications

I. Retail Trade Turnover

As of June 1, 2026, the number of commercial enterprises operating in the retail trade sector was **88 686** of which **439** were large operating enterprises and **88 247** were small enterprises and microfirms.

In January-May 2026, retail trade turnover reached **210 243.1** billion soums, an increase of **20.7%** compared to the same period in 2025. The turnover of large enterprises was **38 880.6** billion soums (a growth rate of **125.6 %**), while that of small businesses and private entrepreneurship was **143 386.8** billion soums (a growth rate of **118.0%**).

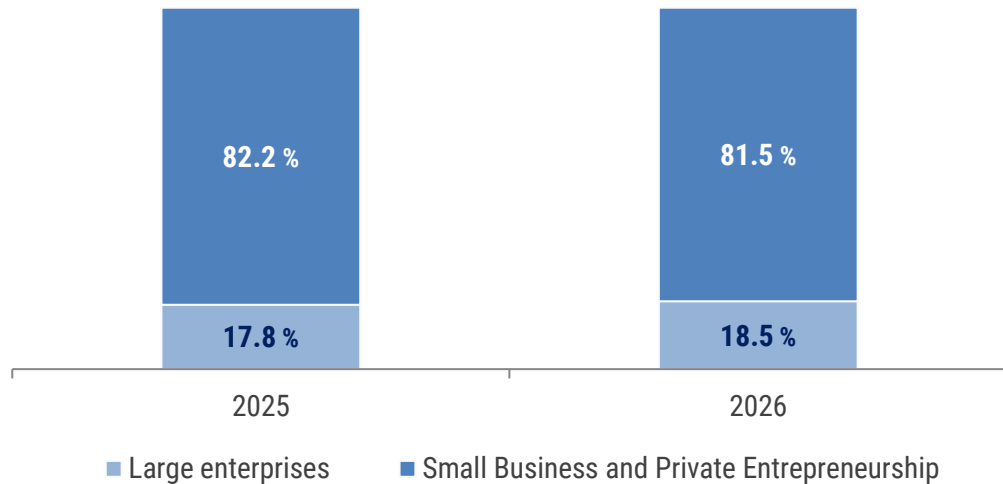
Retail Trade Growth Rates by Region for January-May 2026



Related Indicators:

[Retail Trade Volume by Region \(monthly\)](#)

Dynamics of the Share of Large Enterprises, Small Businesses, and Private Entrepreneurship in Total Retail Trade Volume for January-May



II. Wholesale Trade Turnover

As of June 1, 2026, the number of commercial enterprises operating in the wholesale trade sector was **55 216** of which **452** were large operating enterprises and **54 764** were small enterprises and microfirms.

According to preliminary data, the wholesale trade turnover in January-May 2026 reached **209,361.2** billion soums, an increase of **15.4 %** compared to the same period in 2025.

The wholesale trade turnover of large enterprises was **68,203.2** billion soums (growth rate – **128.2%**), while the turnover of small businesses was **141,158.0** billion soums (growth rate – **110.1%**). The share of small businesses in the republic's total wholesale trade volume was **67.4%**.

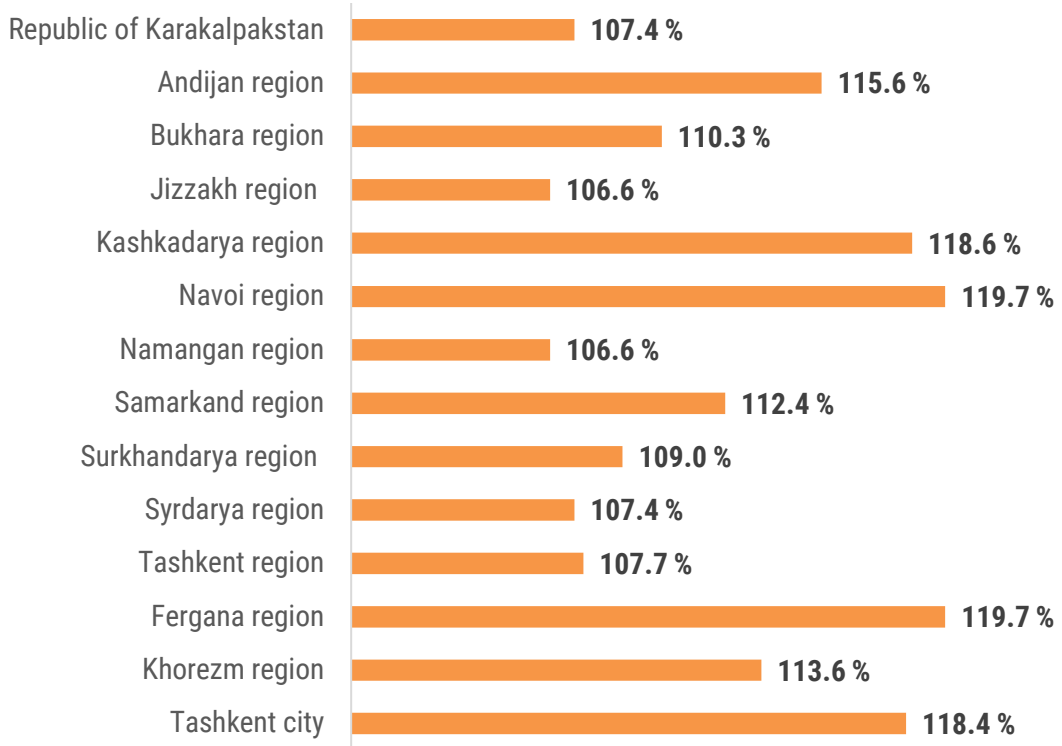
Wholesale trade volume dynamics for January-May 2026, in billion UZS



Related indicators:

[Wholesale trade volume by region \(monthly\)](#)

Wholesale trade growth rates by region
for January-May 2026



Related indicators:

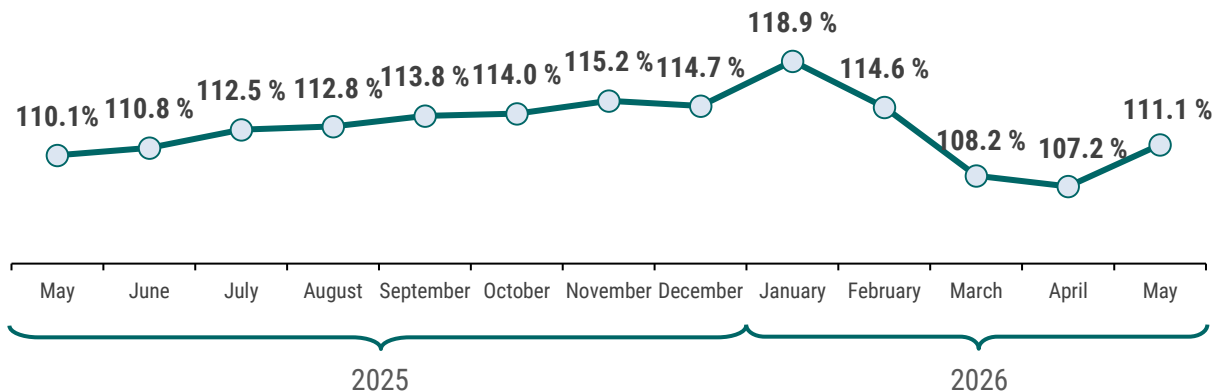
[Wholesale trade growth rates by region \(monthly\)](#)

III. Turnover of food service enterprises

As of June 1, 2026, the number of commercial enterprises operating in the food service sector was **28 483** of which **149** were large operating enterprises and **28 334** were small enterprises and microfirms.

In January-May 2026, the turnover of food service enterprises amounted to **94,441.1** billion soums, an increase of **11.1%** compared to the same period in 2025. Small businesses accounted for **75.5 %** of the trade turnover, while large enterprises accounted for **24.5 %**.

Food service industry turnover growth rate dynamics
January-May 2026





IV. Metadata

The statistical indicators for wholesale and retail trade turnover were compiled using the regulatory legal acts of the Republic of Uzbekistan that govern the activities of wholesale and retail trade enterprises and organizations, as well as international guidelines and recommendations: "System of National Accounts 2008 (SNA 2008)," "International Recommendations for Distributive Trade Statistics" (UN, 2008), and "Methodological Recommendations for Statistical Observation of Retail Trade Turnover and Calculation of its Physical Volume Index" (CIS Statistical Committee, 2011).

Wholesale and retail trade turnover statistics are calculated taking into account the results of the statistical assessment of the shadow economy.

In some cases, minor discrepancies between the total and the sum of its components are due to data rounding.

V. Links to Relevant Publications

[Wholesale Trade Volume by Region \(by month\)](#)

[Wholesale Trade Growth Rates by Region \(by month\)](#)

[Retail Trade Volume by Region \(by month\)](#) [Retail Trade Volume Growth Rates by Region \(by month\)](#)

[Retail Trade Volume per Capita \(by region, by month\)](#)

[Retail Trade Volume per Capita Growth Rates \(by region, by month\)](#)

[The volume of trade of food enterprises \(by region, by month\)](#)

[Growth rates of the volume of trade of food enterprises \(by region, by month\)](#)

[The volume of trade of food enterprises](#)

Responsible for the release:
Services Statistics Department

Address: 63 Mustaqillik Avenue,
Tashkent, 100170.
Email: info@stat.uz
Tel.: 71-203-80-00 (ext. 1280, 1290)

