

Retail and Wholesale Trade Turnover in the Republic of Uzbekistan

Preliminary data for January-February 2026

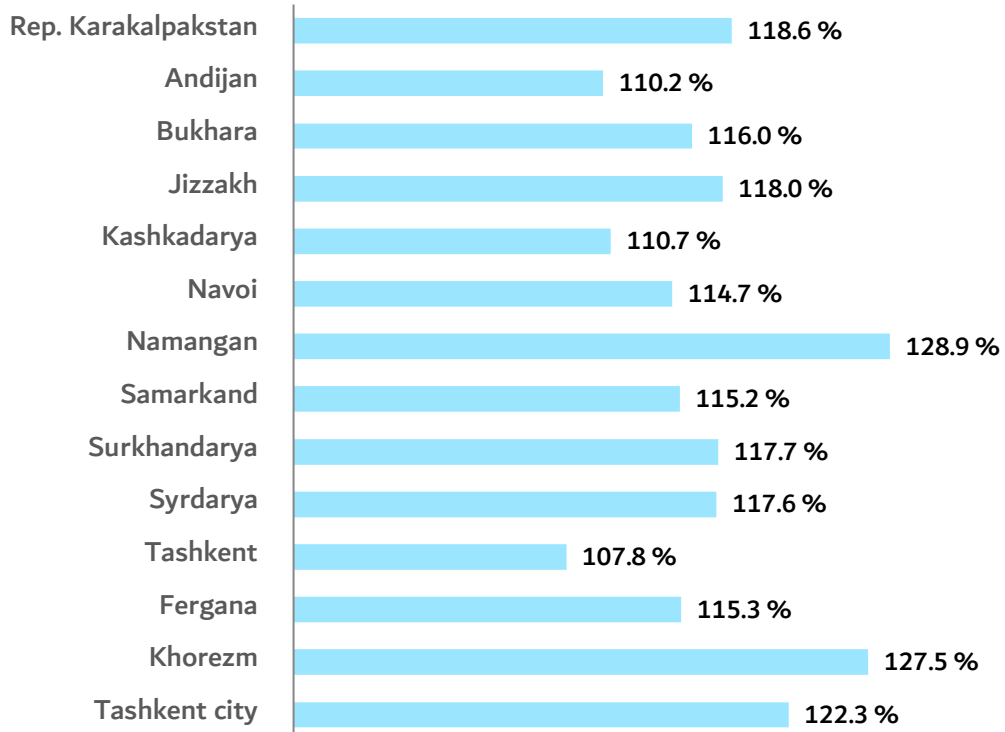
- I. Retail Trade Turnover
- II. Wholesale Trade Turnover
- III. Catering Enterprise Turnover
- IV. Metadata
- V. Links to Relevant Publications

I. Retail Trade Turnover

As of March 1, 2026, the number of commercial enterprises operating in the retail sector was 87 614, of which 353 were large enterprises and 87 261 were small enterprises and micro-firms.

In January-February 2026, retail trade turnover reached 69 879,4 billion soums, an increase of 17,4% compared to the same period in 2025. The turnover of large enterprises was 13 206,6 billion soums (a growth rate of 129,7%), while the turnover of small businesses and private entrepreneurship was 48 534,5 billion soums (a growth rate of 112,6%).

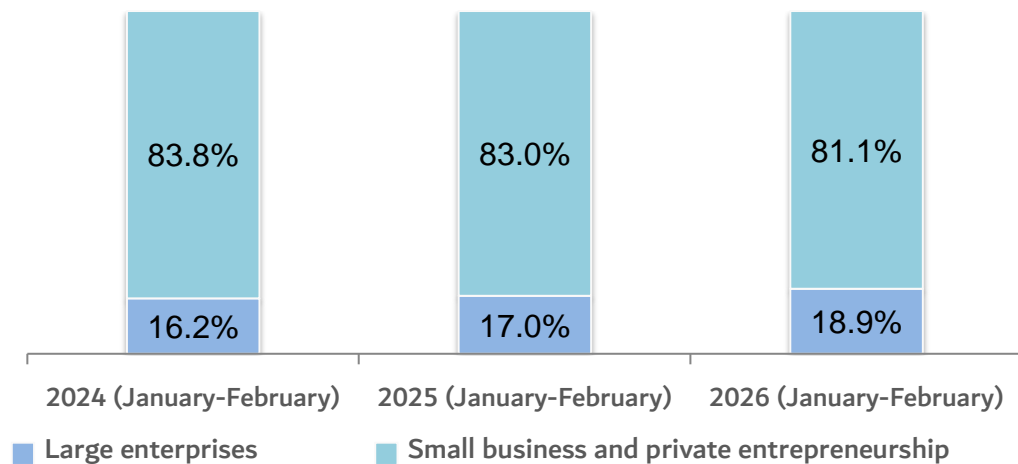
Retail Trade Growth Rates by Region *for January-February 2026*



Related Indicators:

[Volume of Retail Trade by Region \(monthly\)](#)

Dynamics of the share of large enterprises, small businesses, and private entrepreneurship in total retail trade volume



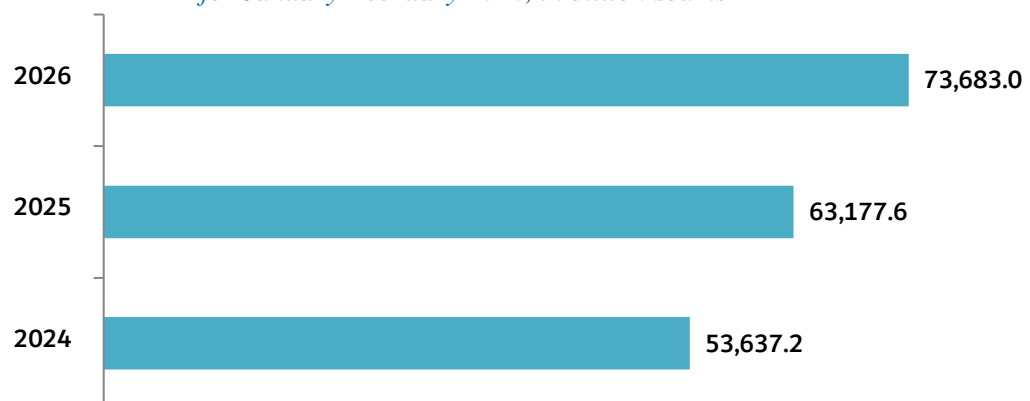
II. Wholesale Trade Turnover

As of March 1, 2026, the number of commercial enterprises operating in the wholesale sector was 53 123, of which 366 were large enterprises and 52 757 were small enterprises and micro-firms.

According to preliminary data, in January-February 2026, the volume of wholesale trade turnover reached 73 683,0 billion soums, an increase of 16,5% compared to the same period in 2025.

The wholesale trade turnover of large enterprises was 20 342,8 billion soums (growth rate: 119,5%), while the turnover of small business entities amounted to 53 340,2 billion soums (growth rate: 115,3%). The share of small business entities in the republic's total wholesale trade volume was 72,4%.

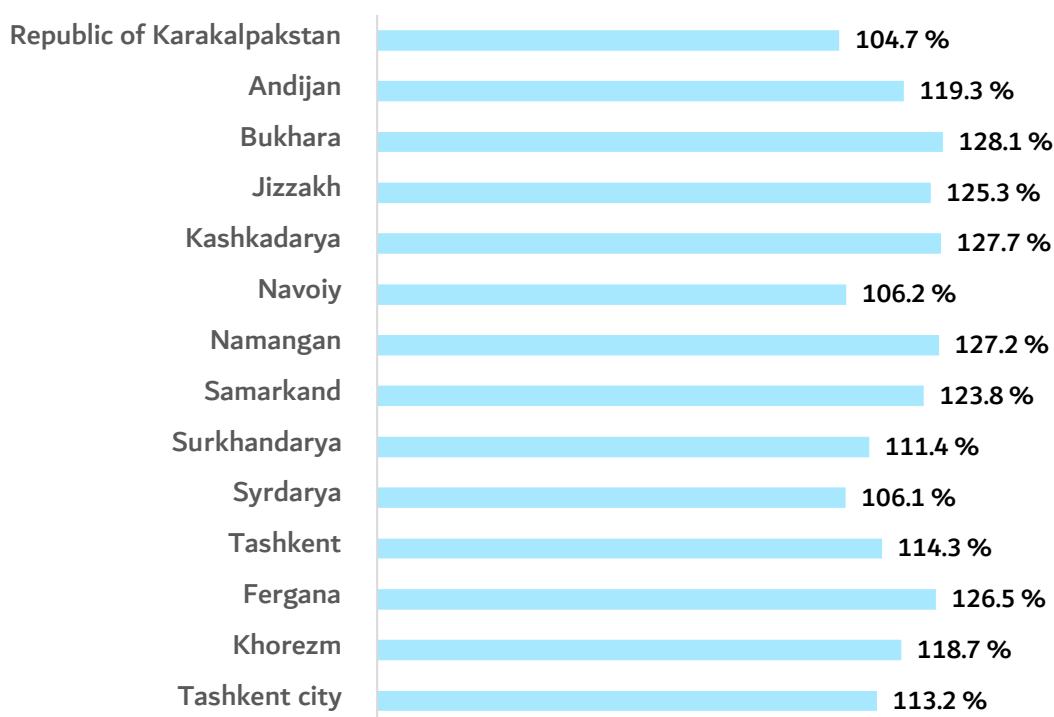
Dynamics of wholesale trade volume
for January-February 2026, in billion soums



Indicators related to the topic:

[Volume of wholesale trade by region \(by month\)](#)

Growth rates of wholesale trade by region
for January-February 2026



Indicators related to the topic:

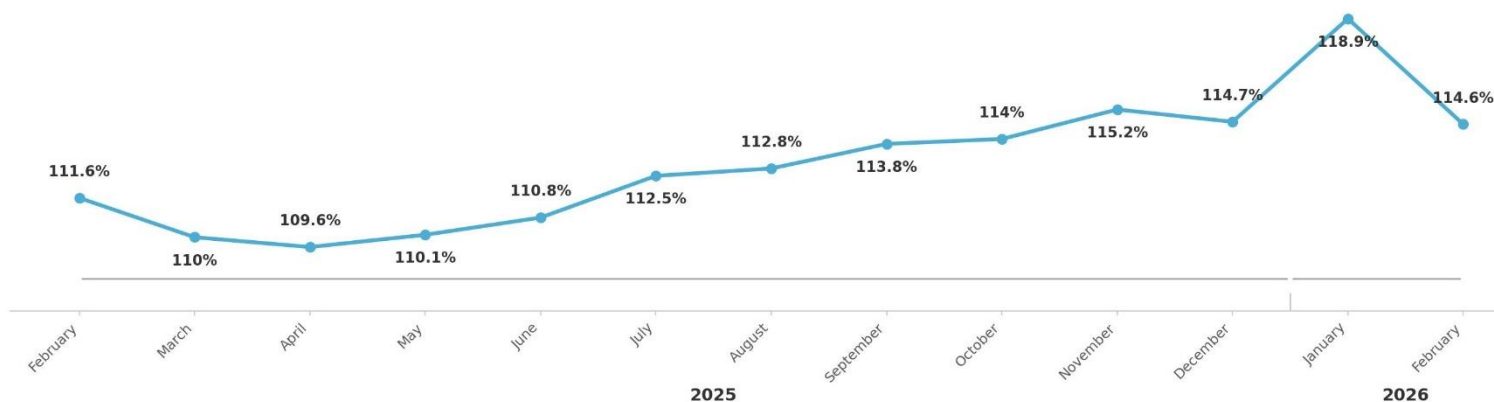
[Growth rates of wholesale trade by region \(by month\)](#)

III. Catering Enterprise Turnover

As of March 1, 2026, the number of commercial enterprises operating in the food service sector was 27 243, of which 113 were large operating enterprises and 27 130 were small enterprises and microfirms.

In January-February 2026, the trade turnover of food service enterprises amounted to 33 663,4 billion soums, an increase of 14,6% compared to the same period in 2025. Small business entities accounted for 84,5% of this trade turnover, while the share of large enterprises was 15,5%.

Growth Rate Dynamics of Catering Enterprise Turnover
January-February 2026



IV. Metadata

The statistical indicators for wholesale and retail trade turnover were compiled using the regulatory legal acts of the Republic of Uzbekistan governing the activities of wholesale and retail trade enterprises and organizations, as well as the following international guidelines and recommendations: the "System of National Accounts 2008 (SNA 2008)," "International Recommendations for Retail Trade Statistics" (UN, 2008), and "Methodological Recommendations for the Statistical Observation of Retail Trade Turnover and the Calculation of its Physical Volume Index" (CIS-Stat, 2011).

Statistics on wholesale and retail trade turnover are calculated taking into account the results of the statistical assessment of the shadow economy.

In some cases, minor discrepancies between the total and the sum of its components are due to data rounding.

V. Links to Relevant Publications

[Volume of wholesale trade by region \(monthly\)](#)

[Growth rate of wholesale trade by region \(monthly\)](#)

[Volume of retail trade by region \(monthly\)](#)

[Growth rate of retail trade volume by region \(monthly\)](#)

[Per capita retail trade volume \(by region, monthly\)](#)

[Growth rate of per capita retail trade volume \(by region, monthly\)](#)

[Turnover of catering enterprises \(by region, monthly\)](#)

[Growth rate of catering enterprise turnover \(by region, monthly\)](#)

Responsible Department:

Department of Foreign
Economic Activity
and Trade Statistics

Address: 63 Mustaqillik Avenue,
Tashkent, 100170

Email: info@stat.uz

Tel.: 71-203-80-00
(ext. 1180, 1185)

