

Retail and Wholesale Trade Turnover of the Republic of Uzbekistan

Preliminary data for January-December 2025

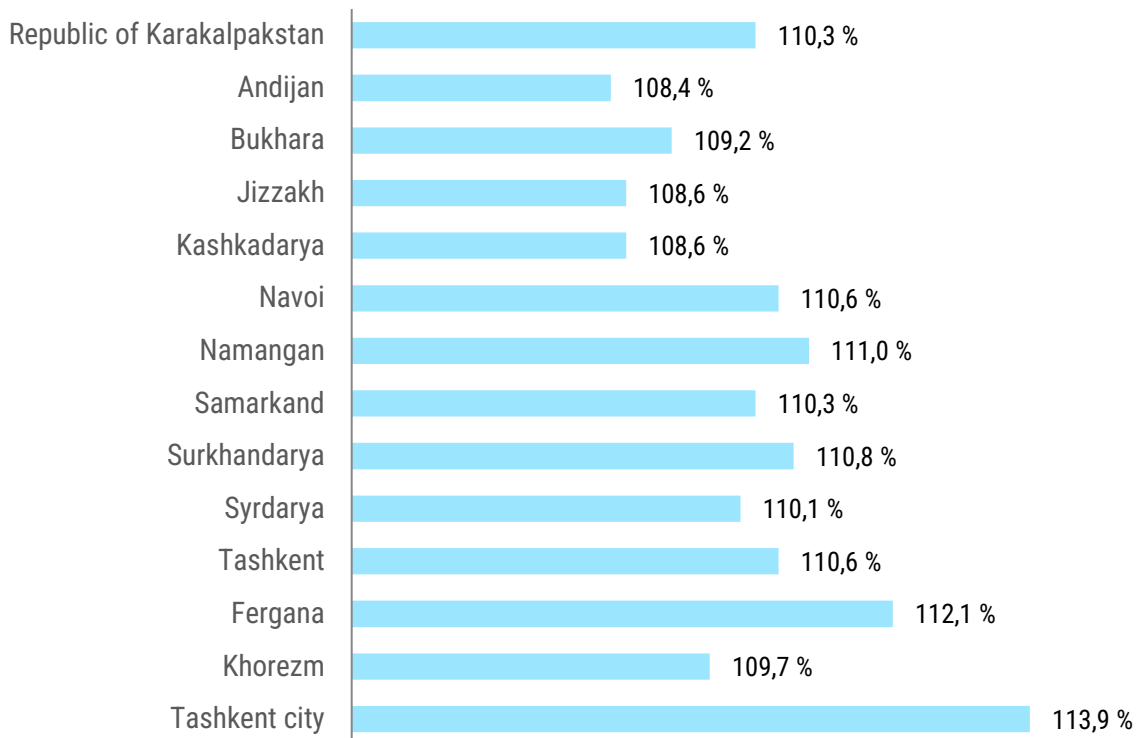
- I. Retail trade turnover
- II. Wholesale trade turnover
- III. Trade Turnover of Public Catering Enterprises
- IV. Metadata
- V. References to relevant publications

I. Retail turnover

As of January 1, 2026, the number of commercial enterprises operating in the retail trade sector totaled 86 180 units, of which 344 were large operating enterprises, and 85 836 were small enterprises and microenterprises.

Retail turnover for January-December 2025 reached 482 443.1 billion soums and increased by 11.2% compared to the same period in 2024. The trade turnover of large enterprises amounted to 81 939.9 billion soums (growth rate of 119.8%), while that of small businesses and private enterprises was 400 503.2 billion soums (growth rate of 109.6%).

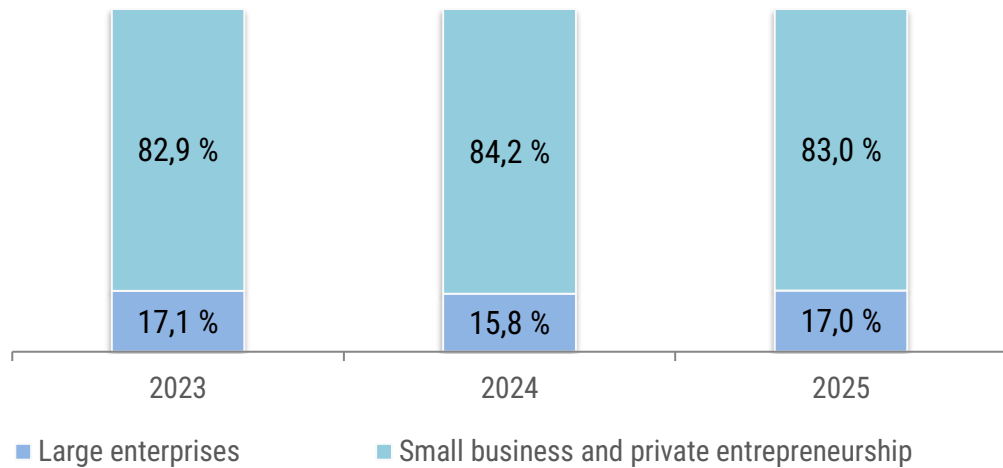
Growth rates of retail trade by regions *for January-December 2025*



Related indicators:

[Volume of retail trade by region \(monthly\)](#)

Dynamics of the share of large enterprises, small businesses and private enterprises in the total volume of retail trade



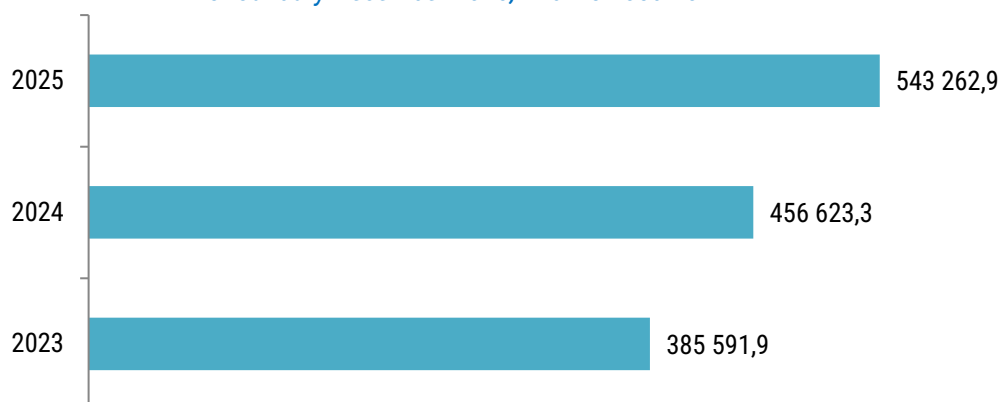
II. Wholesale trade turnover

As of January 1, 2026, the number of commercial enterprises operating in the wholesale trade sector totaled 51 667 units, of which 361 were large operating enterprises, and 51 306 were small enterprises and microenterprises.

According to preliminary data, in January-December 2025, the volume of wholesale trade turnover reached 543 262.9 billion soums and increased by 12.5% compared to the same period in 2024.

The wholesale trade turnover of large enterprises amounted to 136 460.1 billion soums (growth rate - 117.5%), while the turnover of small business entities amounted to 406 802.9 billion soums (growth rate - 110.9%). The share of small business entities in the total volume of wholesale trade in the republic amounted to 74.9%.

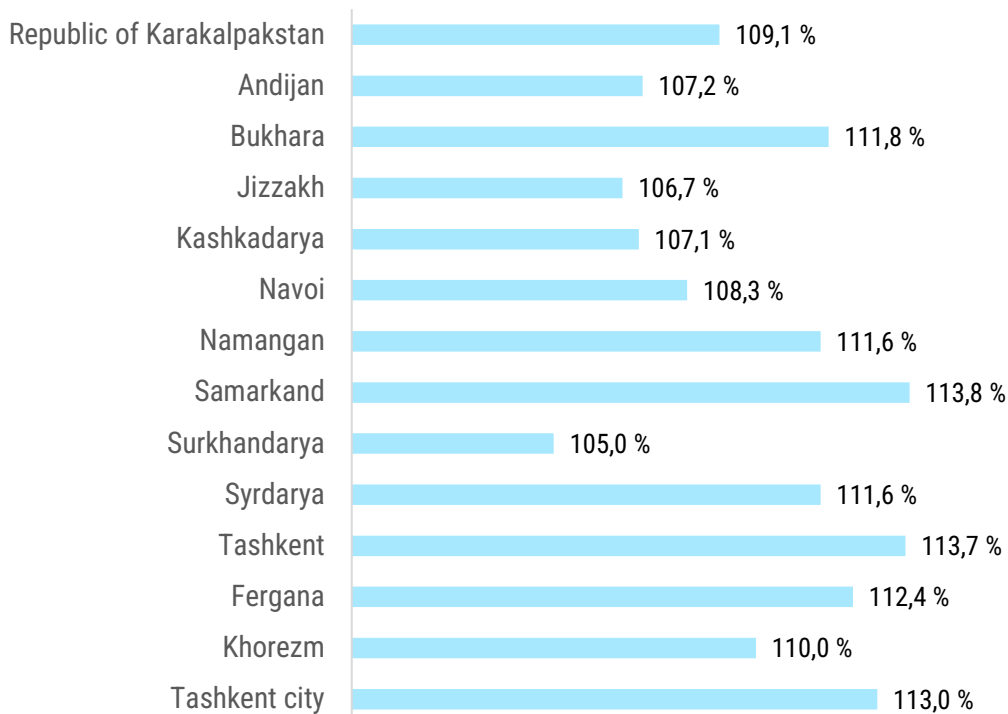
Dynamics of wholesale trade volume for January-December 2025, in billion soums



Related indicators:

[Volume of wholesale trade by region \(by months\)](#)

Growth rates of wholesale trade by regions for January-December 2025



Related indicators:

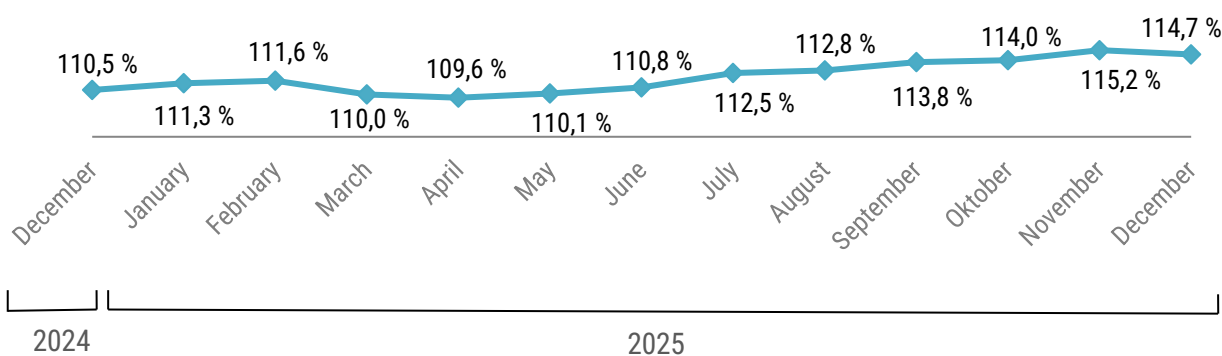
[Growth rates of wholesale trade by region \(by months\)](#)

III. Turnover of public catering enterprises

As of January 1, 2026, the number of commercial enterprises operating in the catering sector amounted to 26 390 units, of which the number of large operating enterprises was 114 units, and the number of small enterprises and microenterprises reached 26 276 units.

In January-December 2025, the trade turnover of public catering enterprises amounted to 237 634.6 billion soums and increased by 14.7% compared to the same period in 2024, with 84.6% of trade turnover accounted for by small business entities, while the share of large enterprises was 15.4%.

Dynamics of growth rates in turnover of public catering enterprises January-December 2025



IV. Metadata

When compiling statistical indicators of wholesale and retail trade turnover, the regulatory legal acts of the Republic of Uzbekistan governing the activities of wholesale and retail trade enterprises and organizations were used, as well as international guidelines and recommendations: "System of National Accounts 2008 (SNA-2008)," "International Recommendations for Distributive Trade Statistics" (UN, 2008), "Methodological Recommendations for Statistical Observation of Retail Trade Turnover and Calculation of its Volume Index" (CIS Statistical Committee, 2011).

Wholesale and retail trade turnover statistics are calculated taking into account the results of statistical assessment of the shadow economy.

In some cases, minor discrepancies between the total and the sum of components are due to rounding of data.

V. Links to relevant publications

[Volume of wholesale trade by region \(by month\)](#)

[Growth rates of wholesale trade by region \(by month\)](#)

[Volume of retail trade by region \(by month\)](#)

[Growth rates of retail trade volume by region \(by month\)](#)

[Volume of retail trade per capita \(by region, by month\)](#)

[Growth rates of retail trade volume per capita \(by region, by month\)](#)

[Volume of trade by catering enterprises \(by region, by month\)](#)

[Growth rates of trade volume by catering enterprises \(by region, by month\)](#)

Responsible for publication:
*Department of Foreign Economic
Activity and Trade Statistics*

Address: 100170, Tashkent,
63 Mustaqillik Avenue
Email: info@stat.uz
Phone: 71-203-80-00 (1180, 1185)

