

## **Retail and Wholesale Trade Turnover of the Republic of Uzbekistan**

*Preliminary data for January-November 2025*

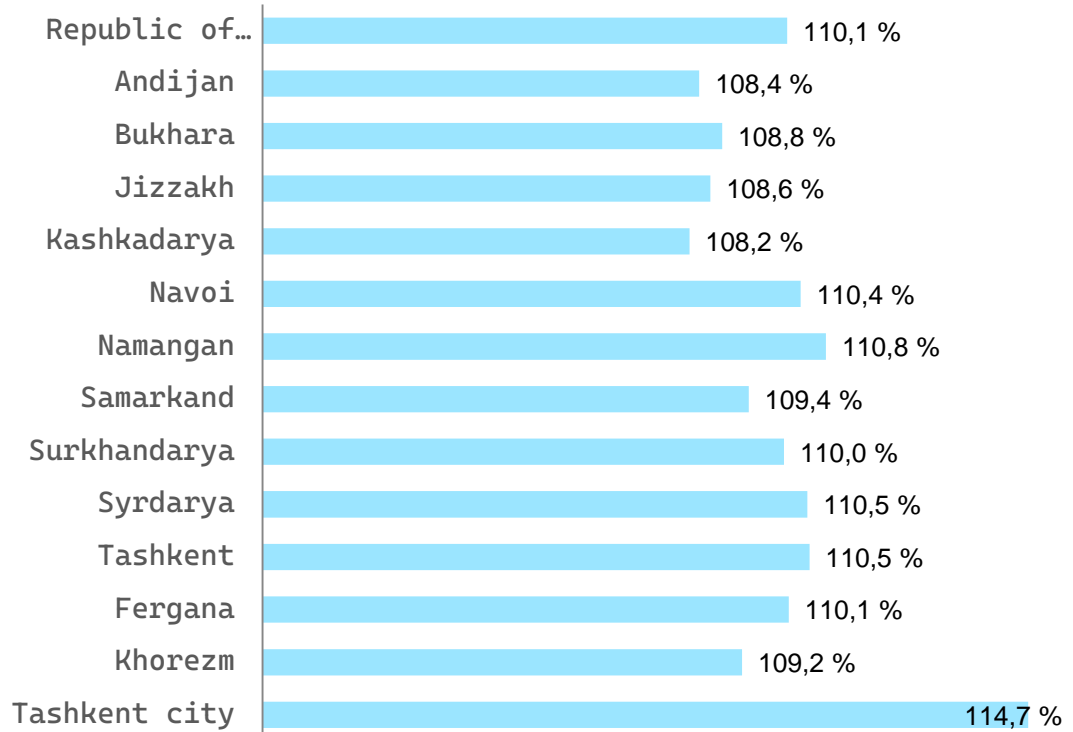
- I. Retail trade turnover
- II. Wholesale trade turnover
- III. Turnover of public catering enterprises
- IV. Metadata
- V. References to relevant publications

### **I. Retail turnover**

As of December 1, 2025, the number of commercial enterprises operating in the retail trade sector amounted to 86 197 units, of which the number of operating large enterprises amounted to 344 units, and small enterprises and microfirms – 85 853 units.

Retail trade turnover for January–November 2025 reached 402 952.4 billion soums, an increase of 11.0% compared to the same period in 2024. Large enterprises' turnover amounted to 72 617.9 billion soums (a growth rate of 120.6%), while small businesses and private entrepreneurs' turnover amounted to 330 334.5 billion soums (a growth rate of 109.1%).

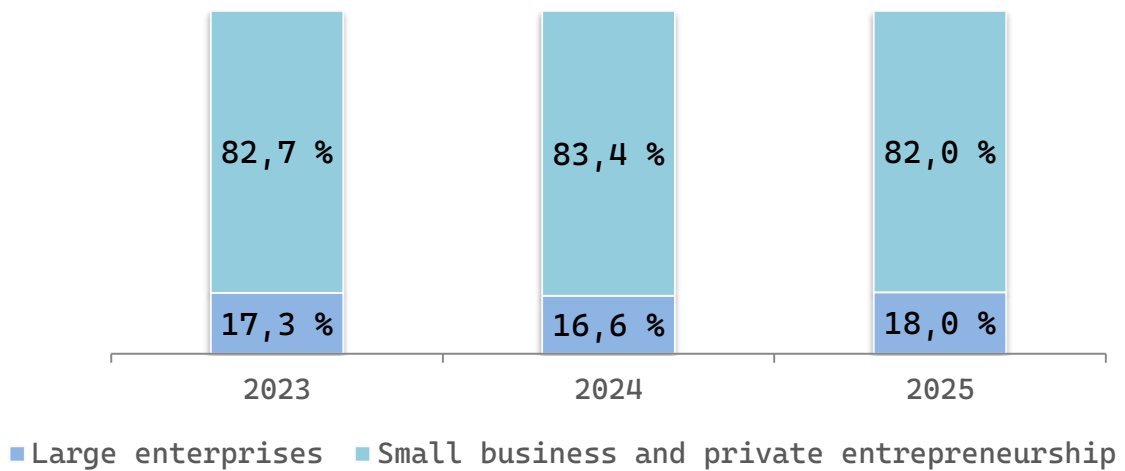
#### **Growth rates of retail trade by regions for January-November 2025**



#### **Related indicators:**

[Volume of retail trade by region \(monthly\)](#)

### Dynamics of the share participation of large enterprises, small businesses and private entrepreneurs in the total volume of retail trade



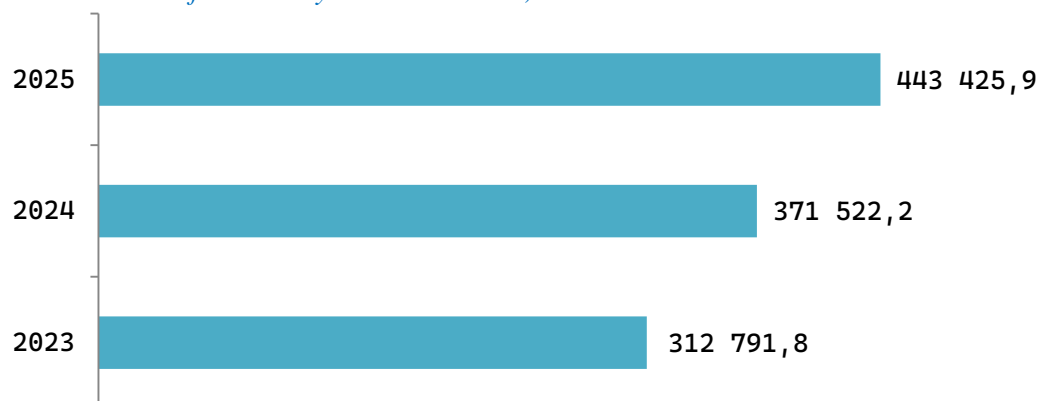
## II. Wholesale turnover

As of December 1, 2025, the number of commercial enterprises operating in the wholesale trade sector totaled 51 497 units, of which the number of large operating enterprises was - 363 units, and small enterprises and micro firms – 51 134 units.

According to preliminary data, in January-November 2025, the volume of wholesale trade turnover reached 443 425.9 billion soums and increased by 12.8% compared to the same period in 2024.

The wholesale trade turnover of large enterprises amounted to 123 213.0 billion soums (growth rate - 123.6%), while small business entities accounted for 320 212.8 billion soums (growth rate - 109.1%). The share of small business entities in the total volume of wholesale trade in the republic amounted to 72.2%.

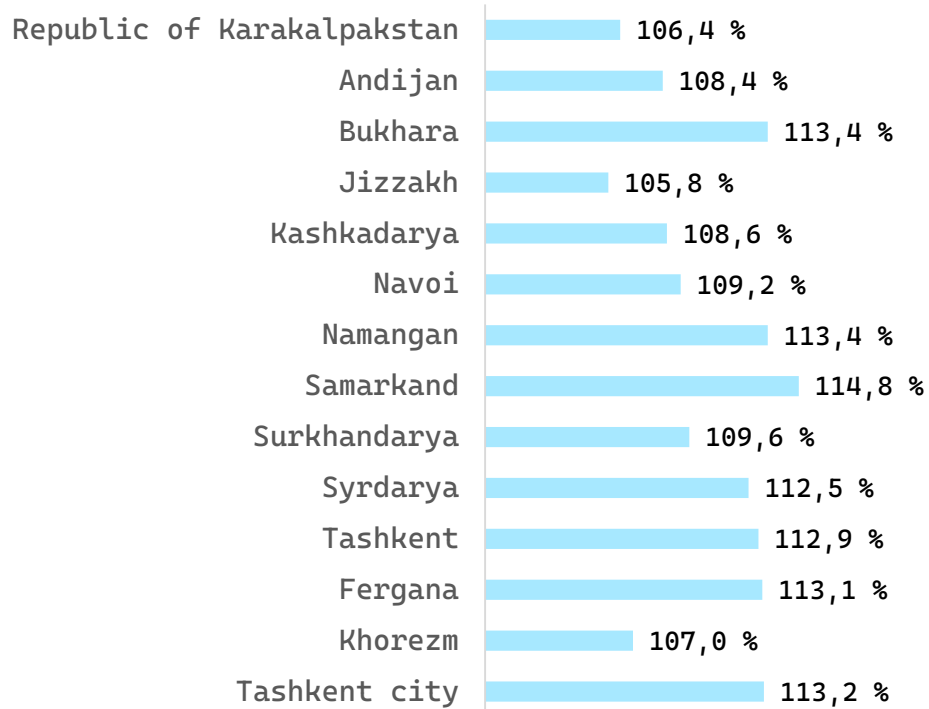
### Dynamics of wholesale trade volume for January-November 2025, in billion soums



#### Related indicators:

[Volume of wholesale trade by region \(by months\)](#)

**Growth rates of wholesale trade by regions  
for January-November 2025**



**Related indicators:**

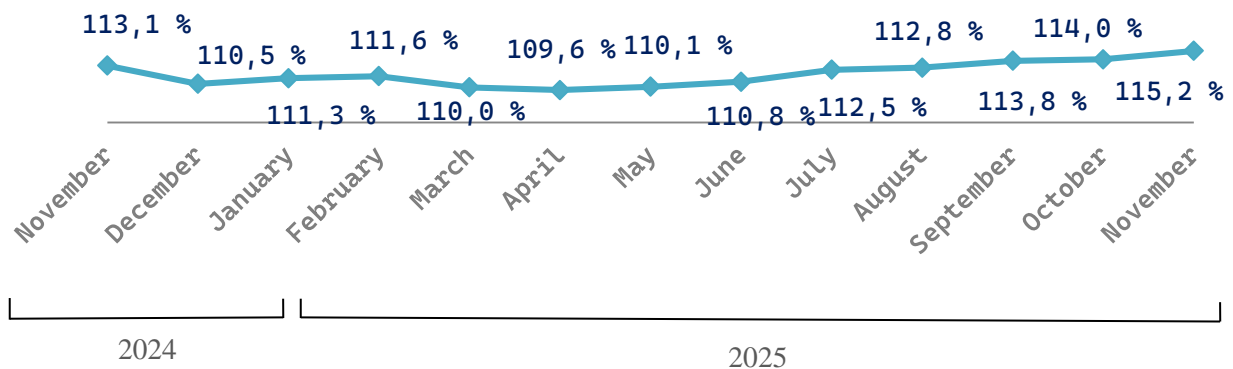
[Growth rates of wholesale trade by region \(by months\)](#)

**III. Turnover of public catering enterprises**

As of December 1, 2025, the number of commercial enterprises operating in the catering sector amounted to 26 278 units, of which the number of large operating enterprises was 113 units, and the number of small enterprises and micro firms reached 26 165 units.

In January-November 2025, the trade turnover of public catering enterprises amounted to 215 491.5 billion soums and increased by 15.2% compared to the same period in 2024, with 84.1% of trade turnover accounted for by small businesses, while the share of large enterprises was 15.9%.

**Dynamics of the growth rate of turnover for public catering enterprises  
January-November 2025**



#### **IV. Metadata**

When compiling statistical indicators of wholesale and retail trade turnover, the regulatory legal acts of the Republic of Uzbekistan governing the activities of wholesale and retail trade enterprises and organizations were used, as well as international guidelines and recommendations: “System of National Accounts 2008 (SNA-2008),” “International Recommendations for Distributive Trade Statistics” (UN, 2008), “Methodological Recommendations for Statistical Observation of Retail Trade Turnover and Calculation of its Physical Volume Index” (CIS Statistical Committee, 2011).

Wholesale and retail trade turnover statistics are calculated taking into account the results of statistical assessment of the shadow economy.

#### **V. Links to relevant publications**

[Volume of wholesale trade by region \(by month\)](#)

[Growth rates of wholesale trade by region \(by month\)](#)

[Volume of retail trade by region \(by month\)](#)

[Growth rates of retail trade volume by region \(by month\)](#)

[Volume of retail trade per capita \(by region, by month\)](#)

[Growth rates of retail trade volume per capita \(by region, by month\)](#)

[Volume of trade for catering enterprises \(by region, by month\)](#)

[Growth rates of trade volume for catering enterprises \(by region, by month\)](#)

---

**Responsible for publication:**  
*Department of Statistics  
of Foreign Economic Activity  
and Trade*

**Address:** 100170, Tashkent,  
Mustaqillik Avenue, 63.  
**Email:** [info@stat.uz](mailto:info@stat.uz)  
**Tel.:** 71-203-80-00  
(1180, 1185)

