

Retail and Wholesale Trade Turnover of the Republic of Uzbekistan

Preliminary data for January-October 2025

- I. Retail trade turnover
- II. Wholesale trade turnover
- III. Trade Turnover of food service enterprises
- IV. Metadata
- V. Links to relevant publications

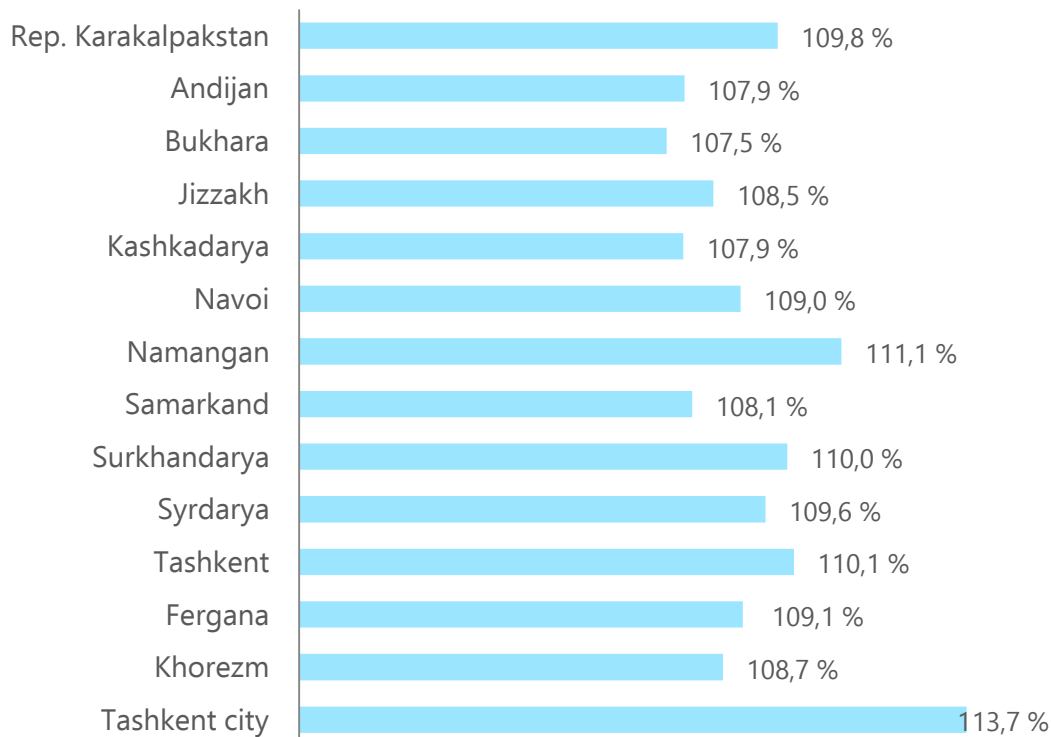
I. Retail trade turnover

January-October 2025

As of November 1, 2025, the number of commercial enterprises operating in the retail trade sector amounted to 85 585 units, of which the number of operating large enterprises was 344 units, and small enterprises and microfirms – 85 241 units.

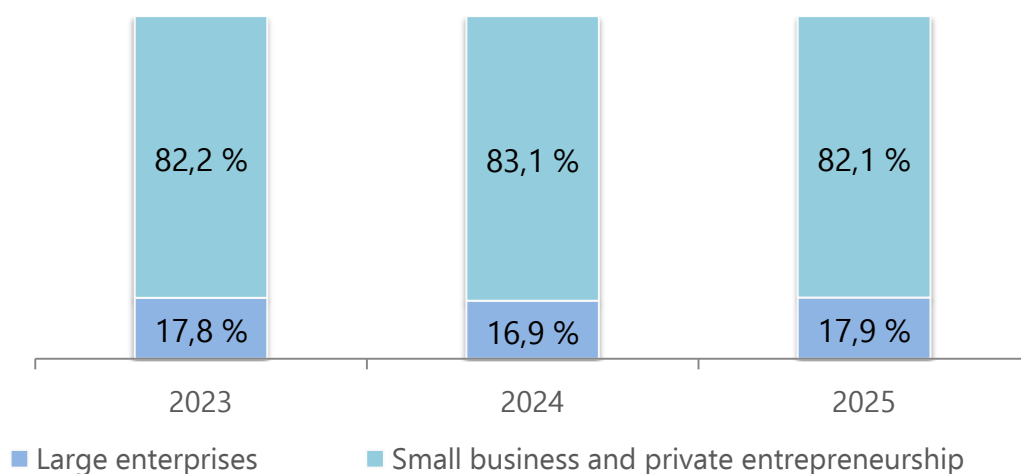
Retail turnover for January-October 2025 reached 356 606.0 billion soums and increased by 10.3% compared to the same period in 2024. The trade turnover of large enterprises amounted to 63 699.0 billion soums (a growth rate of 116.8%), while small businesses and private entrepreneurs amounted to – 292 907.0 billion soums (a growth rate of 109.0%).

Growth rates of retail trade by regions *for January-October 2025*



Indicators on the topic:
[Volume of retail trade by region \(by months\)](#)

Dynamics of the share of large enterprises, small businesses and private entrepreneurship in the total volume of retail trade



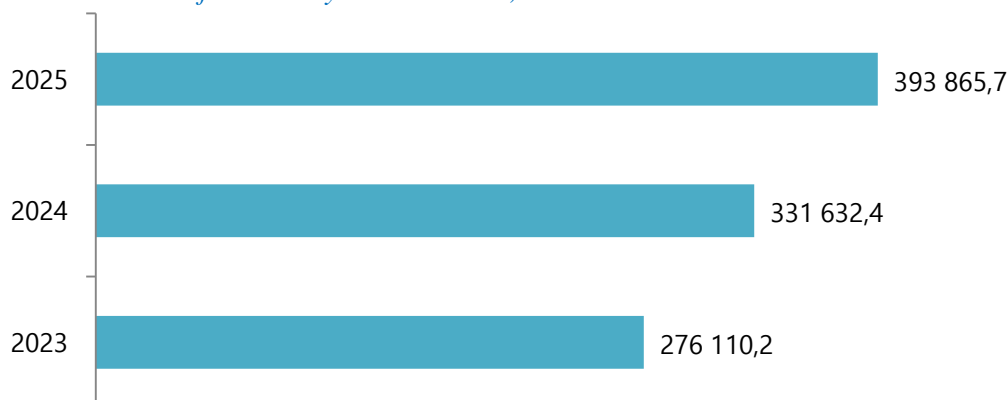
II. Wholesale trade turnover

As of November 1, 2025, the number of commercial enterprises operating in the wholesale trade sector amounted to 50 763 units, of which the number of large operating enterprises was - 366 units, and small enterprises and microfirms – 50 397 units.

According to preliminary data, from January-October 2025, the volume of wholesale trade turnover reached 393 865.7 billion soums, increased by 12.2% compared to the same period in 2024.

The wholesale trade turnover of large enterprises amounted to 109 546.1 billion soums (a growth rate of 120.6%), while that of small business entities reached 284 319.6 billion soums (a growth rate of 109.3%). The share of small businesses in the total volume of wholesale trade in the republic amounted to 72.2%.

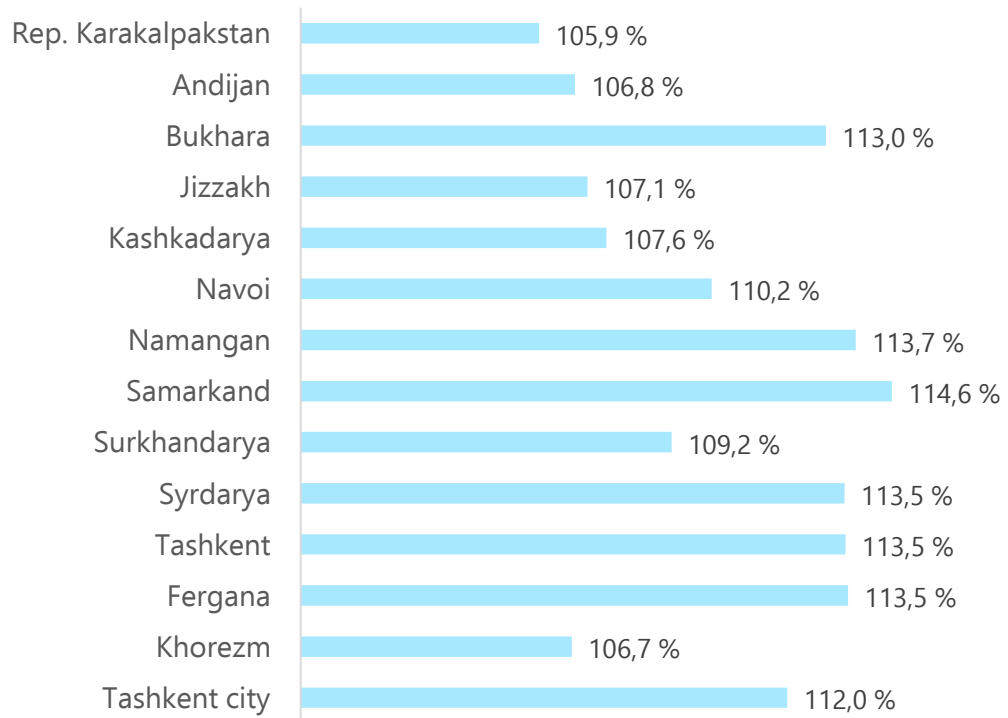
Dynamics of wholesale trade volume for January-October 2025, in billion soums



Indicators on the topic:

[Volume of wholesale trade by region \(monthly\)](#)

**Growth rates of wholesale trade by region
for January-October 2025**



Indicators on the topic:

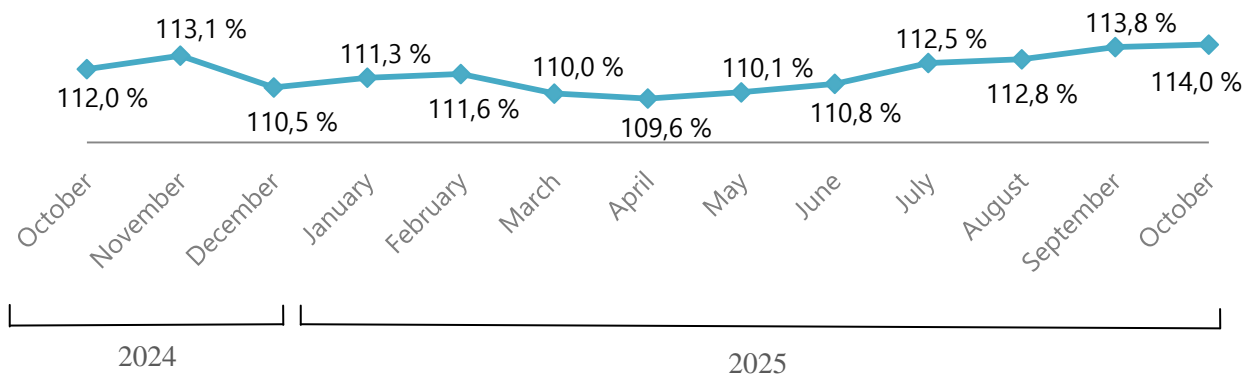
[Growth rates of wholesale trade by region \(monthly\)](#)

III. Trade Turnover of food service enterprises

As of November 1, 2025, the number of commercial enterprises operating in the catering sector totaled 25 887 units, of which 113 units were large operating enterprises, and 25 774 units were small enterprises and microfirms.

From January-October 2025, the turnover of public catering enterprises amounted to 190 160.6 billion soums, showing an increase of 14.0% compared to the same period in 2024. Small businesses accounted for 84.5% of the trade turnover, while large enterprises constituted 15.5%.

**Dynamics of growth rates in turnover of food service enterprises
January-October 2025**



IV. Metadata

In forming the statistical indicators for wholesale and retail trade turnover, the normative legal and regulatory acts of the Republic of Uzbekistan governing the activities of enterprises and organizations engaged in wholesale and retail trade, as well as international guidelines and recommendations were used: “System of National Accounts 2008 (SNA-2008)”, “International Recommendations for Retail and Wholesale Trade Statistics” (UN, 2008), “Methodological Recommendations for Statistical Monitoring of Retail Trade Turnover and Calculating of its Physical Volume Index (CIS Statistical Committee, 2011).

Wholesale and retail trade turnover statistics are calculated taking into account the results of statistical assessment of the shadow economy.

V. Links to relevant publications

[Volume of wholesale trade by region \(by month\)](#)

[Growth rates of wholesale trade by region \(by month\)](#)

[Volume of retail trade by region \(by month\)](#)

[Growth rates of retail trade volume by region \(by month\)](#)

[Volume of retail trade per capita \(by region, by month\)](#)

[Growth rates of retail trade volume per capita \(by region, by month\)](#)

[Volume of trade of catering enterprises \(by region, by month\)](#)

[Growth rates of trade volume of catering enterprises \(by region, by month\)](#)

Responsible for the release:
*Department of Foreign Economic
Activity and Trade Statistics*

Address: 100170, Tashkent,
Mustaqillik Avenue, 63.
Email: info@stat.uz
Tel.: 71-203-80-00
(1180, 1185)

