



Average monthly nominal accrued wages in the Republic of Uzbekistan

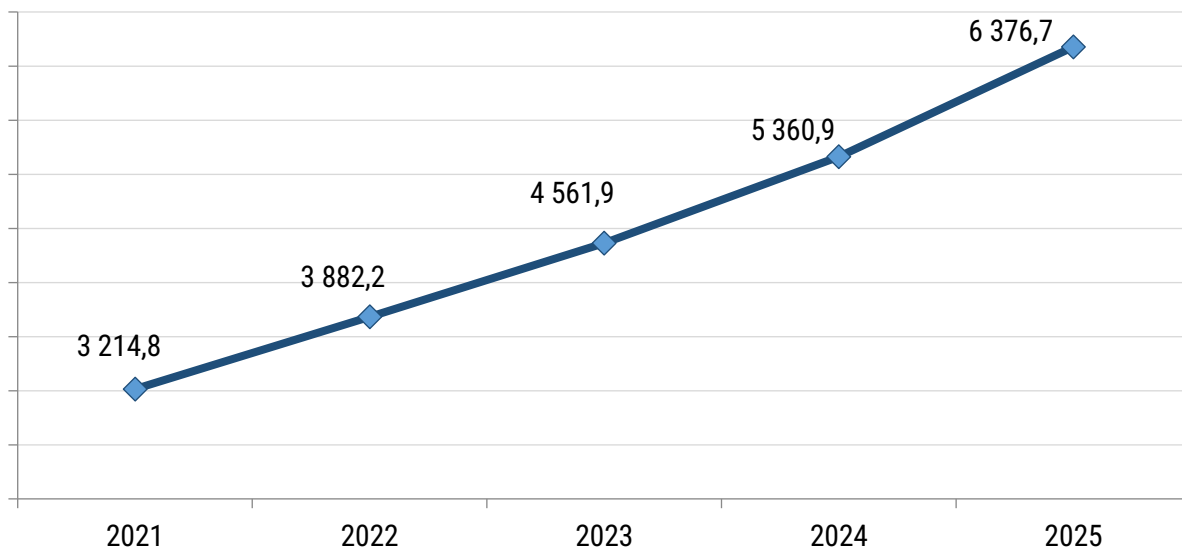
for January-December 2025 (preliminary data)

- I. Dynamics of average monthly nominal accrued wages over the years
- II. Average nominal accrued wages by region
- III. Average nominal accrued wages by type of economic activity
- IV. Dynamics of average nominal accrued wages by type of economic activity
- V. Methodological explanations and metadata on average monthly nominal accrued wages

I. Dynamics of average monthly nominal accrued wages by year

In the Republic of Uzbekistan, the average monthly wage for January-December 2025 amounted to **6 376,7** thousand soums, which is **18.9%** higher compared to the same period of the last year.

Average monthly wage by year, thousand soums



Indicators related to the topic:

[Average monthly nominal accrued wage by type of economic activity \(quarterly\)](#)

[Average monthly nominal accrued wage by type of economic activity \(annual\)](#)

[Average monthly nominal accrued wage \(quarterly\)](#)

[Average monthly nominal accrued wage \(annual\)](#)



II. Average nominal accrued wage by region

Data on average nominal wages by region for January-December 2025 are presented in comparison with the same period in 2024.

	thousand soums	Growth rate (%)
Republic of Uzbekistan	6 376,7	118,9
Republic of Karakalpakstan	5 003,1	115,7
Andijan	5 238,6	113,4
Bukhara	5 093,1	117,2
Jizzakh	4 786,0	120,5
Kashkadarya	4 476,7	118,2
Navoi	7 871,6	116,0
Namangan	4 751,3	122,8
Samarkand	4 737,6	117,8
Surkhandarya	4 481,8	117,4
Syrdarya	5 119,1	120,8
Tashkent	5 967,7	116,9
Fergana	4 730,2	119,1
Khorezm	5 052,4	118,4
Tashkent city	10 753,8	118,3

By region, the average monthly nominal wage in Tashkent city amounted to **10 753,8** thousand soums, an increase of **18.3%** compared to the same period last year.

This indicator in Namangan region was **4 751,3** thousand soums (growth rate compared to the same period last year - **122.8%**), in Syrdarya region - **5 119,1** thousand soums (**120.8%**), in Jizzakh region - **4 786,0** thousand soums (**120.5%**), in Fergana region - **4 730,2** thousand soums (**119.1%**) and in Khorezm region - **5 052,4** thousand soums (**118.4%**).

In turn, the average monthly nominal accrued wages in Kashkadarya region amounted to **4 476,7** thousand soums (**118.2%**), in Samarkand region - **4 737,6** thousand soums (**117.8%**), in Surkhandarya region - **4 481,8** thousand soums (**117.4%**), in Bukhara region - **5 093,1** thousand soums (**117.2%**), in Tashkent region - **5 967,7** thousand soums (**116.9%**), in Navoi region - **7 871,6** thousand soums (**116.0%**), in the Republic of Karakalpakstan - **5 003,1** thousand soums (**115.7%**), in Andijan region - **5 238,6** thousand soums (**113.4%**), with a lower growth rate compared to other regions.

Indicators related to the topic:

[Average monthly nominal salary by type of economic activity \(quarterly\)](#)



III. Average nominal accrued wages by type of economic activity.

Data on average nominal accrued wages by type of economic activity are for January-December 2025 and are compared with the same period in 2024. The comparison made it possible to analyze the differences and changes in wages across economic sectors.

Type of economic activity	thousand soums	Growth rate, %
Industry	7 525,1	116,7
Construction	6 548,8	109,1
Trade	6 961,2	112,0
Transportation and storage	9 659,1	118,9
Accommodation and food services	5 090,0	108,8
Information and communication	15 298,1	115,8
Banking, insurance, leasing, lending, and intermediary services	17 597,5	115,2
Education	4 372,0	120,1
Healthcare and provision of social services	3 909,3	114,5
Art, entertainment, and recreation	5 448,2	126,4
Average indicator	6 376,7	118,9

The highest growth rate of average nominal wages by type of economic activity was recorded in the arts, entertainment, and recreation sector. In this sector, wages increased by **26.4%** compared to the same period in 2024 and amounted to **5 448,2** thousand soums, which is the highest figure among all sectors. Additionally, in the education sector, wages increased by **20.1%** and amounted to **4 372,0** thousand soums. In the transportation and storage sector, wages increased by **18.9%**, reaching **9 659,1** thousand soums. In the information and communication sector, average wages amounted to **15 298,1** thousand soums, which corresponds to an increase of **15.8%**. In industry, average wages amounted to **7 525,1** thousand soums, which also confirms an increase of **16.7%**.

Specifically, in the accommodation and food service sector, this figure amounted to **5 090,0** thousand soums, which is **8.8%** more than last year. In the construction services sector, this figure amounted to **6 548,8** thousand soums, which represents an increase of **9.1%**. In the trade sector, average wages amounted to **6 961,2** thousand soums, corresponding to an increase of **12.0%**. In the healthcare and social services sector, wages amounted to **3 909,3** thousand soums, registering a growth of **14.5%**. In the banking, insurance, leasing, lending, and financial intermediation sector, average wages amounted to **17,597,5** thousand soums, reflecting an increase of **15.2%**.

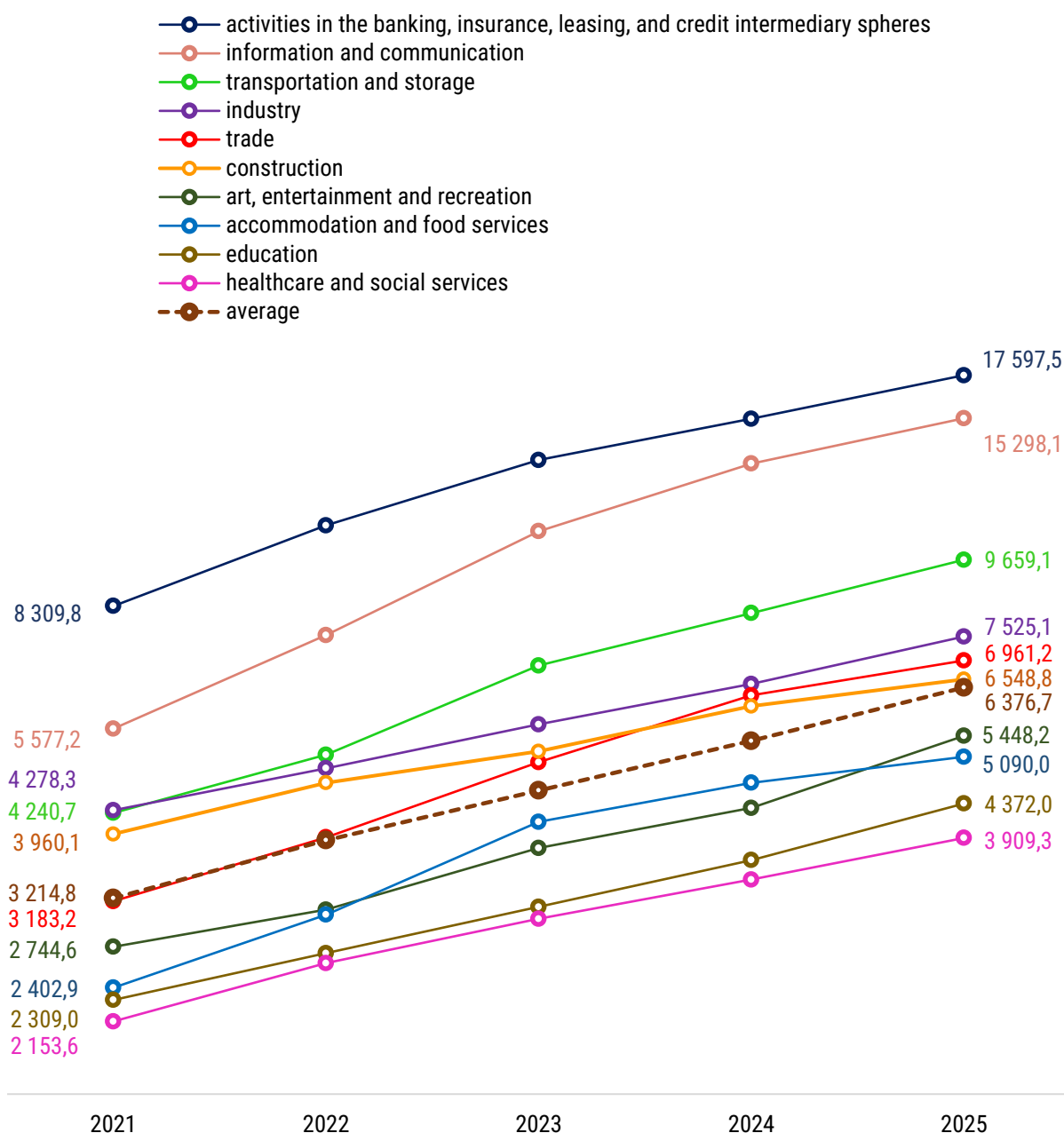
Indicators related to the topic:

[Average monthly nominal salary by type of economic activity \(quarterly\)](#)

IV. Dynamics of the average nominal accrued wages by type of economic activity.

Analysis of data on changes in average monthly wages by type of economic activity over the past five years shows that in the banking, insurance, leasing, and credit intermediary sectors, wages amounted to **17 597,5** thousand soums, increasing by **9 287,7** thousand soums compared to the same period in 2021. Also, in the information and communication sector, wages increased by **9 720,9** thousand soums, in transportation and storage - by **5 418,4** thousand soums, in industry - by **3 246,8** thousand soums, in accommodation and food services - by **2 687,1** thousand soums, and in construction - by **2 588,7** thousand soums.

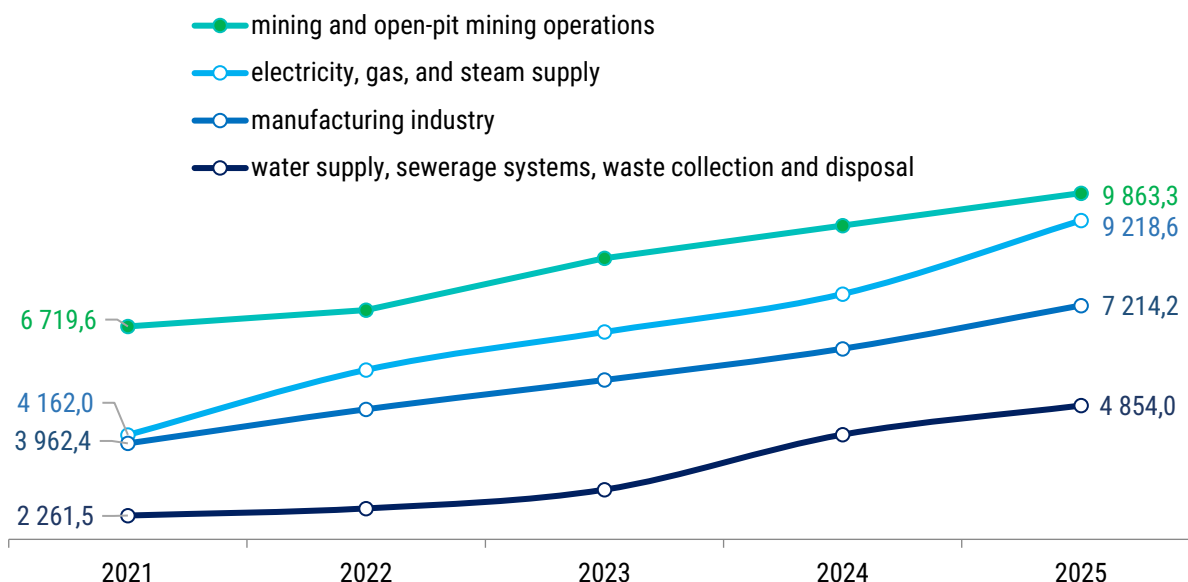
Dynamics of average monthly wages by type of economic activity, *thousand soums*





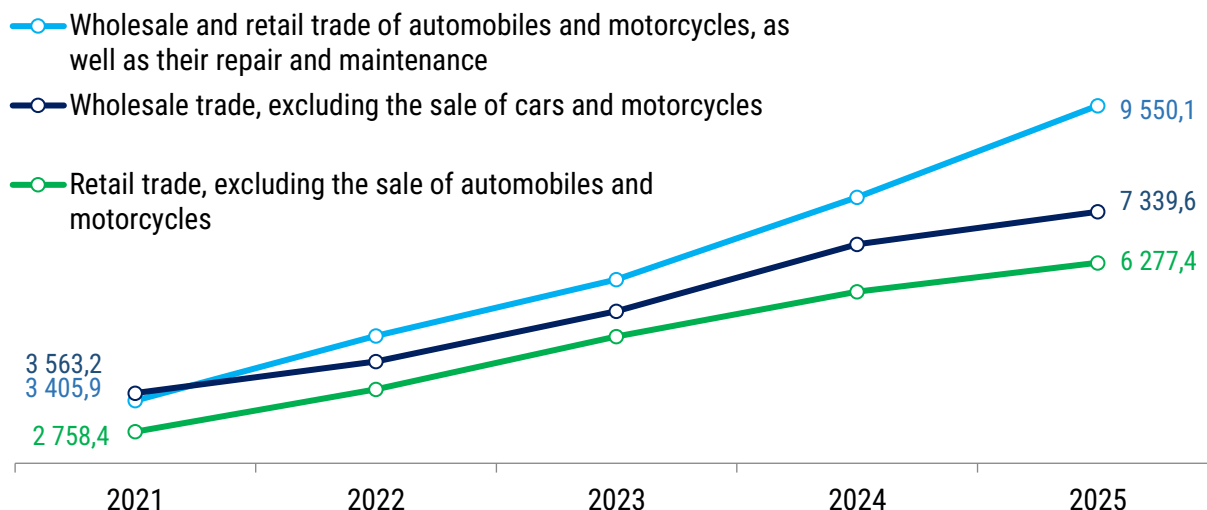
In industry, the average monthly wage amounted to **7 525,1** thousand soums. The distribution of average wages by industry is as follows: in mining and quarrying - **9 863,3** thousand soums, in electricity, gas, steam and air conditioning supply - **9 218,6** thousand soums, in manufacturing - **7 214,2** thousand soums, and in water supply, sewerage, waste management and remediation activities - **4 854,0** thousand soums.

**Dynamics of average monthly wage levels in industry,
thousand soums:**



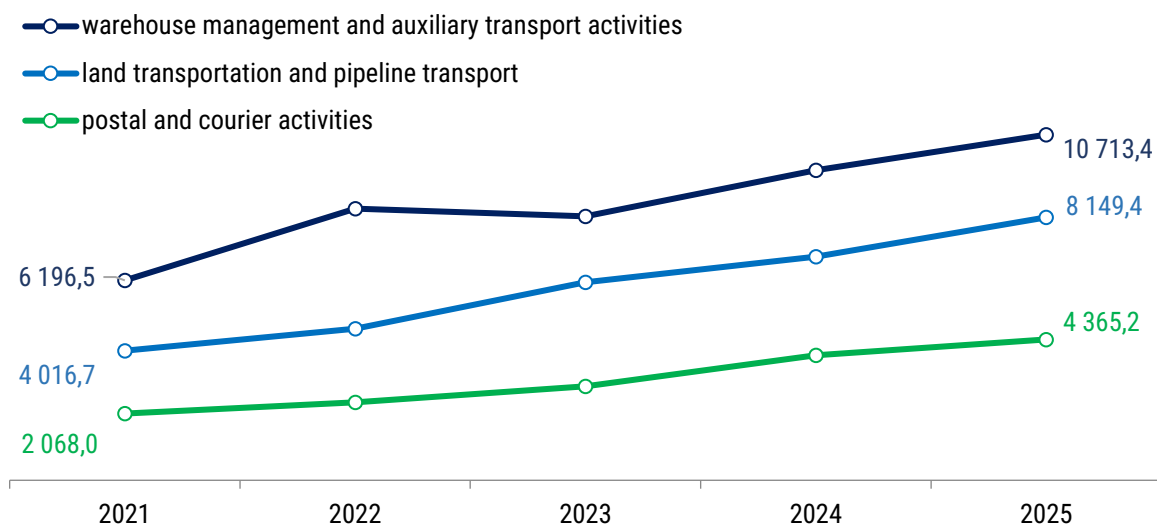
In trade, the average monthly salary was **6 961,2** thousand soums. Across different sectors, the average monthly wage in wholesale and retail trade of cars and motorcycles, as well as their repair, was **9 550,1** thousand soums; in wholesale trade, excluding the sale of cars and motorcycles, it was **7, 339,6** thousand soums; and in retail trade, excluding the sale of cars and motorcycles, it was **6 277,4** thousand soums.

Dynamics of average monthly salary in trade, thousand soums:



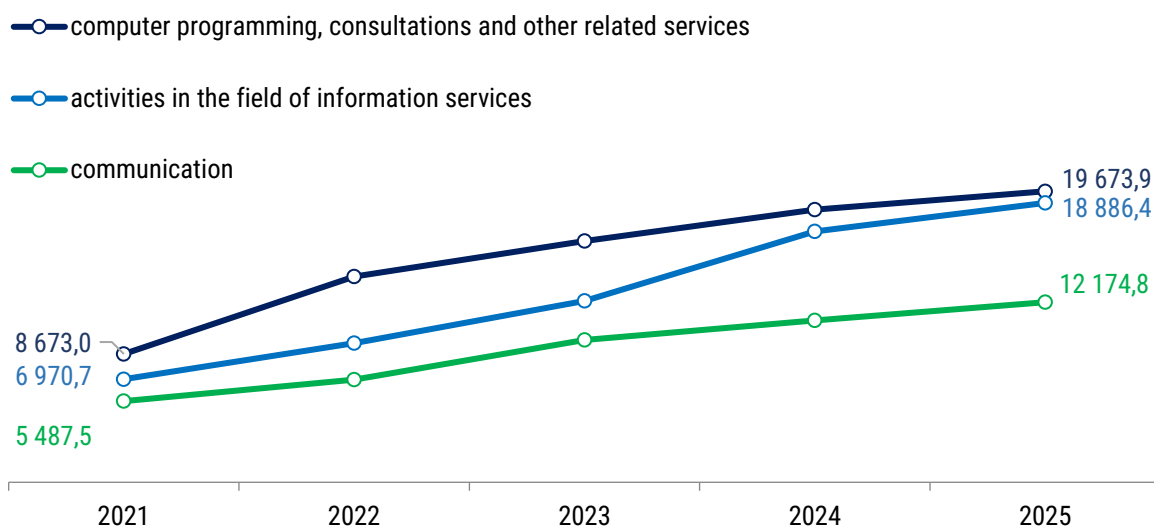
In the **transportation and storage sector**, the average monthly salary was **9 659,1** thousand soums. The distribution of average wage levels across sectors is as follows: in warehouse management and auxiliary transport, **10 713,4** thousand soums; in land transportation and pipeline transport, **8 149,4** thousand soums; and in postal and courier activities, **4 365,2** thousand soums.

**Dynamics of average monthly salary
in the transportation and storage sector, thousand soums:**



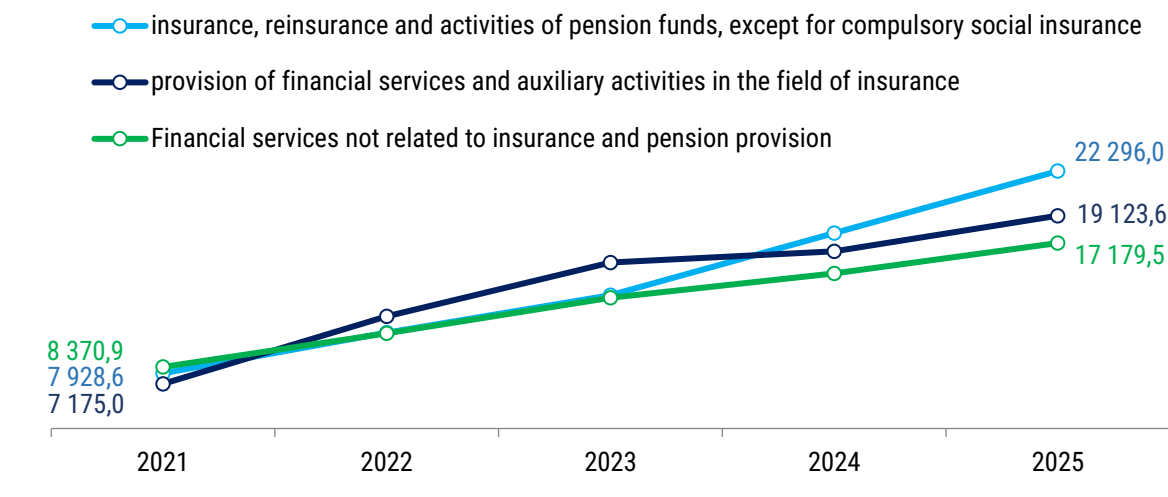
In the **field of information technology and communications**, the average monthly salary was **15 298,1** thousand soums. The distribution of average wage levels by industry is as follows: in computer programming, consulting, and other related services, **19 673,9** thousand soums; in information services, **18 886,4** thousand soums; and in communications, **12 174,8** thousand soums.

**Dynamics of average monthly salary in the sphere of
information technology and communications, thousand soums**



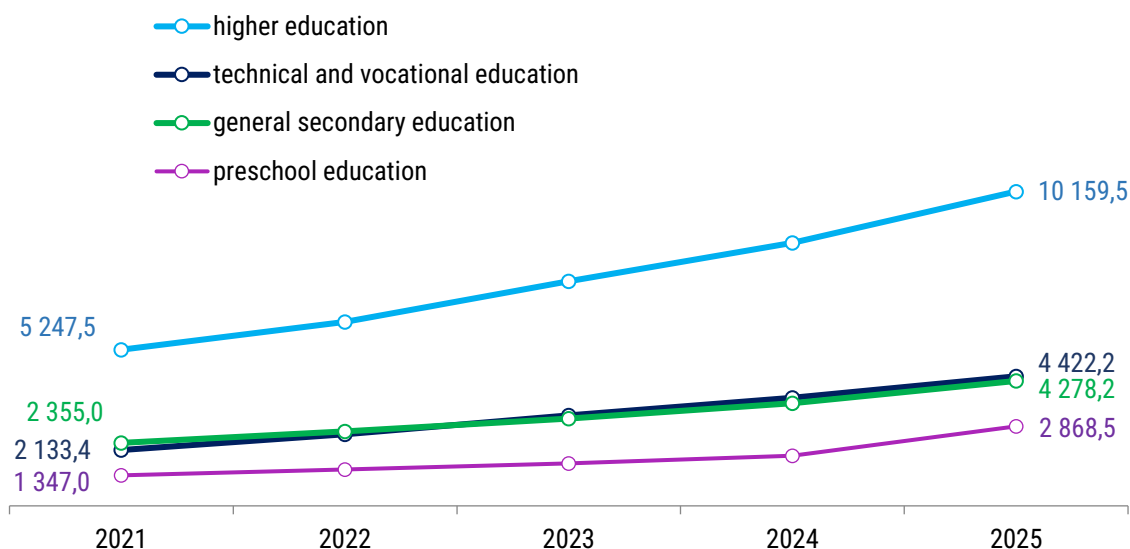
In the banking, insurance, leasing, and credit intermediation sectors, the average monthly salary was **17 597,5** thousand soums. Within this, the average wages were distributed as follows: insurance, reinsurance, and pension fund activities, excluding mandatory social insurance – **22 296,0** thousand soums, financial services and auxiliary activities in the insurance sector – **19 123,6** thousand soums, financial services not related to insurance and pension provision – **17 179,5** thousand soums.

Average monthly salary in banking, insurance, leasing and credit intermediation sectors, thousand soums



The average monthly salary in the field of education was **4 372,0** thousand soums, while within its structure, the average monthly salary in higher education was **10 159,5** thousand soums, in technical and vocational education – **4 422,2** thousand soums, in general secondary education – **4 278,2** thousand soums and in preschool education – **2 868,5** thousand soums.

Average monthly salary by main branches of education, thousand soums



Indicators related to the topic:

[Average monthly nominal salary by type of economic activity \(quarterly\)](#)



V. Methodological explanations and metadata on average monthly nominal accrued salary.

Information on average monthly wages for the Republic of Uzbekistan is compiled based on statistical report data submitted electronically (online) by enterprises and organizations, excluding small enterprises, microfirms, and agricultural enterprises.

Data on average monthly wages for all enterprises and organizations of the Republic, including small enterprises, microfirms, and farms, are compiled and published once a year.

For reference: According to the Decree of the President of the Republic of Uzbekistan dated April 7, 2014 No. UP-4609, small business entities and farms are required to submit annual statistical reports to statistical authorities.

Nominal accrued wages refer to income accrued to an individual in monetary form for work performed during a specific period (hour, month, year) in exchange for products produced (work performed or services rendered), including taxes and other payments based on current legislation.

Nominal accrued wages for the reporting month are calculated using the following formula:

$$W_n = \frac{F}{L}$$

where:

W_n - nominal accrued wages;

F - Income in the form of remuneration for individuals accrued for the reporting month;

L - the average number of employees for the reporting month.

Calculation of nominal average monthly wages is carried out in accordance with the Methodological Recommendations for Assessing the Wage Level in the Economy, approved by the Resolution of the National Statistics Committee of the Republic of Uzbekistan dated May 30, 2025, No. 8

Publication of information by sections and subsections of the Classification on kinds of economic activities does not mean the availability of information on all types of economic activity included in a particular section and subsection.

Metadata link:

[Methodological Guidelines for Determining Remuneration in the Economy](#)

Responsible for preparation:
Department of Demography, Labor and
Gender Statistics

Address: 100170, Tashkent,
Mustaqillik Avenue, 63
Contacts: info@stat.uz
Tel: 71 203-80-00 (1240, 1245)

