

## Construction works in the Republic of Uzbekistan

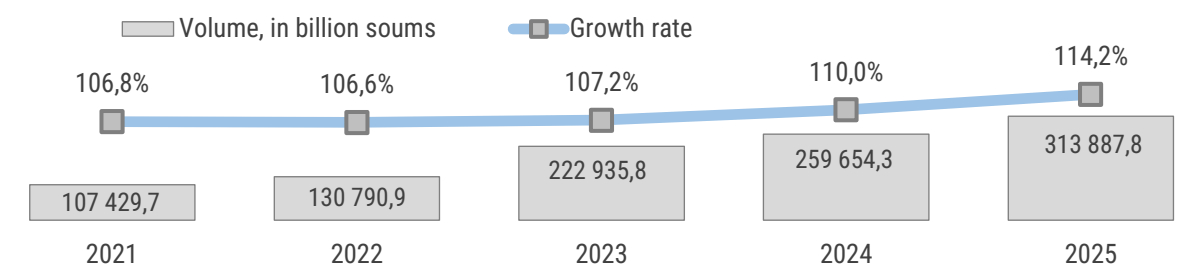
for January-December 2025

- I. Volume of completed construction work - total
- II. Construction work by type of economic activity
- III. Structure of the volume of construction work by type of enterprise
- IV. Metadata and methodological explanations for construction work

### I. Volume of completed construction work - total

In January-December 2025, the volume of construction work performed in the Republic of Uzbekistan amounted to 313 887,8 billion soums, which is 14,2% more compared to the corresponding period of 2024.

#### Volume and growth rates of completed construction work



#### Construction work performed by regions

	Volume, in billion soums	Growth, % compared to the corresponding period of 2024
<b>Republic of Uzbekistan <sup>1</sup></b>	<b>313 887,8</b>	<b>114,2</b>
Republic of Karakalpakstan	9 915,9	111,0
<i>regions:</i>		
Andijan	15 111,4	113,8
Bukhara	19 168,8	111,3
Jizzakh	8 039,6	120,4
Kashkadarya	17 659,5	110,8
Navoi	16 192,6	106,8
Namangan	15 438,1	110,1
Samarkand	18 637,5	117,3
Surkhandarya	14 648,9	108,5
Syrdarya	6 855,7	138,0
Tashkent	33 987,7	109,8
Fergana	19 157,0	117,5
Khorezm	14 020,9	114,0
Tashkent city	88 438,5	118,3

<sup>1</sup> Including unallocated data by region

**Indicators related to the topic:**

[Volume of construction work \(monthly\)](#)

[Volume of construction work \(annual\)](#)

## II. Construction work by type of economic activity

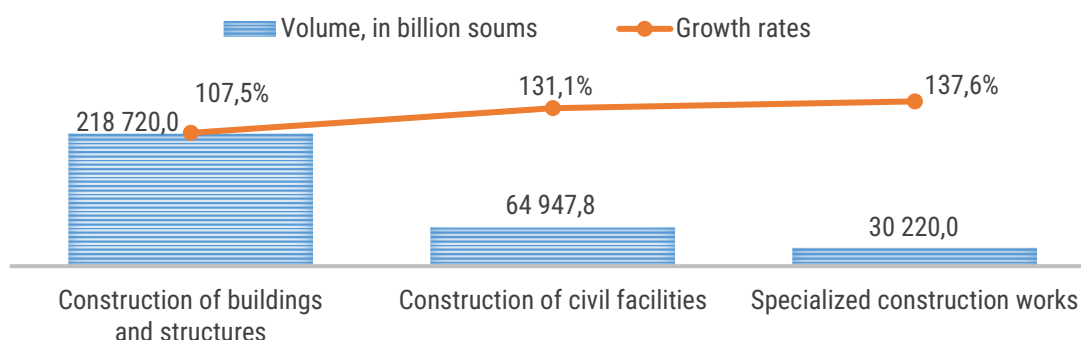
Construction work in the Republic of Uzbekistan for the specified period was distributed by type of economic activity as follows:

- the share of construction of buildings and structures reached 69,7%, which is 7,5% more than in the corresponding period of 2024.

- The share of civil construction projects was recorded at 20,7%, which is 31,1% higher compared to the corresponding period of 2024.

- The share of specialized construction work amounted to 9,6%, which is 37,6% higher compared to the corresponding period of 2024.

### Construction work by type of economic activity



### Volume and growth rates of building and structure construction

	Construction of buildings and structures	Civil construction projects	Specialized construction works
Large construction organizations, volume in billion soums	52 371,7	22 606,4	7 982,8
Growth rate, %	115,4	136,5	111,9
Small businesses and microfirms, volume in billion soums	85 309,2	38 155,7	22 237,2
Growth rate, %	104,1	128,4	149,9
Informal sector, volume in billion soums	81 039,1	11,6	-
Growth rate, %	106,5	66,5	-

**Indicators related to the topic:**

[Volume of building and structure construction \(monthly\)](#)

[Volume of building and structure construction \(annual\)](#)

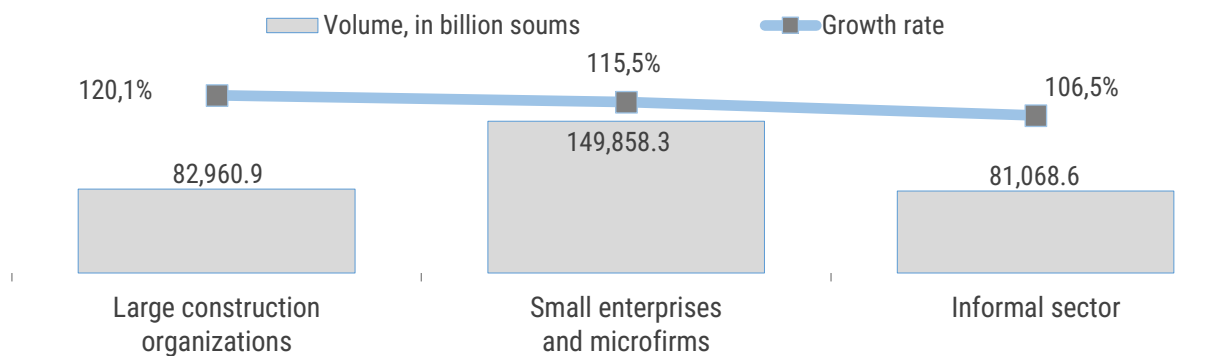
[Volume of civil construction projects \(monthly\)](#)

[Volume of civil construction projects \(annual\)](#)

[Volume of specialized construction work \(monthly\)](#)

[Volume of specialized construction work \(annual\)](#)

### III. Structure of construction work volume by enterprise type

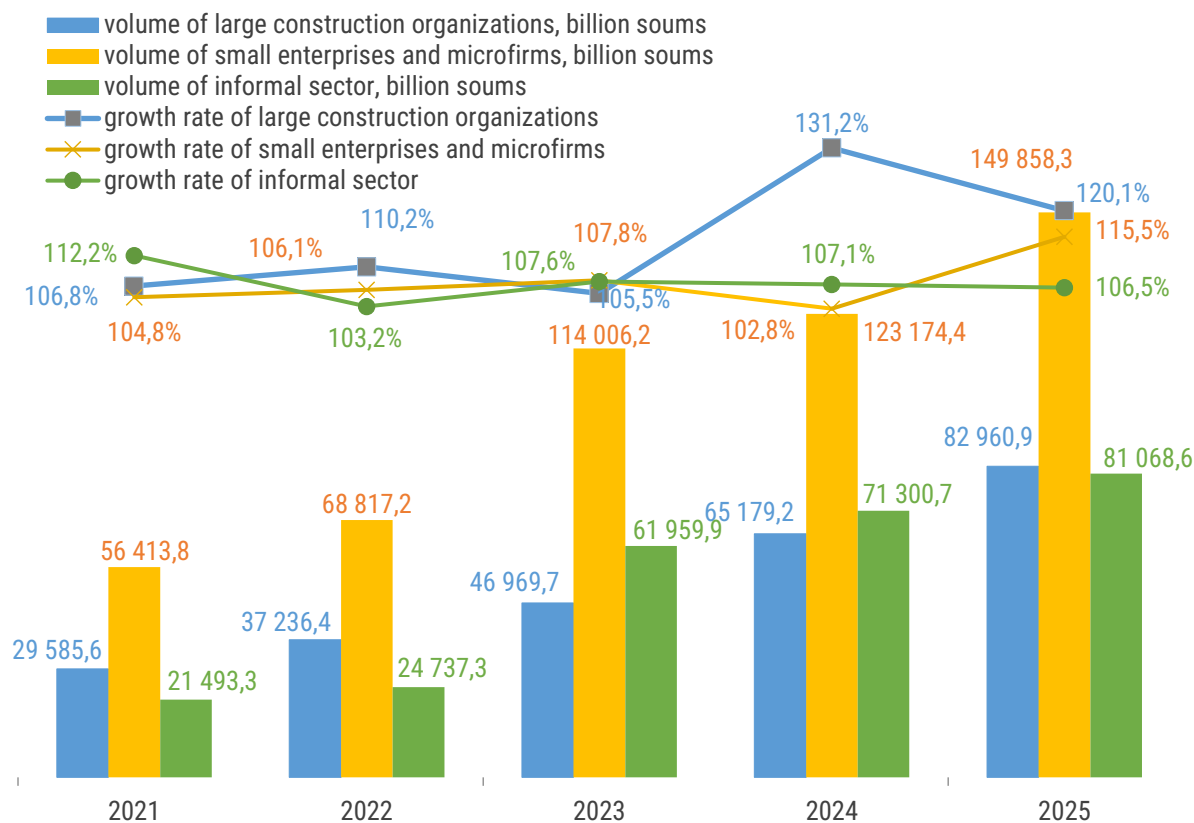


The volume of construction work performed by large construction organizations in January-December 2025 amounted to 82 960,9 billion soums, which is 20,1% more than in the corresponding period of 2024, and their share in the total volume increased by 1,3 percentage points to 26,4%.

The share of construction work performed by small enterprises and microfirms in the period under review amounted to 47,8% of the total volume of construction work. Thus, the total volume of construction work performed by them amounted to 149 858,3 billion soums, which is 15,5% more than in the corresponding period of 2024.

The share of construction work in the informal sector amounted to 25,8% or 81 068,6 billion soums, which is 6,5% more than in the corresponding period of 2024.

#### Volume and growth rates of construction work by type of enterprise



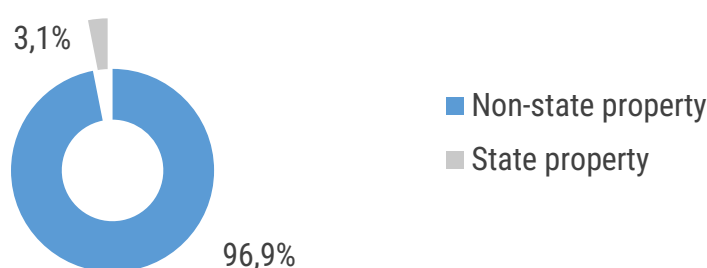
### Volume of construction work by type of enterprise by region

	Volume, in billion soums			Growth rate, % compared to the corresponding period of 2024		
	Large construction organizations	Small enterprises and microfirms	Informal sector	Large construction organizations	Small enterprises and microfirms	Informal sector
<b>Republic of Uzbekistan</b>	<b>82 960,9</b>	<b>149 858,3</b>	<b>81 068,6</b>	<b>120,1</b>	<b>115,5</b>	<b>106,5</b>
Republic of Karakalpakstan	1 724,5	4 939,5	3 251,9	130,6	109,7	104,5
<i>regions:</i>						
Andijan	1 133,8	8 848,0	5 129,6	118,9	115,8	109,5
Bukhara	3 067,0	8 331,0	7 770,8	109,6	114,5	108,7
Jizzakh	1 297,9	4 695,7	2 046,0	188,7	110,6	117,3
Kashkadarya	5 195,3	7 040,0	5 424,2	118,6	108,4	106,9
Navoi	6 308,9	4 622,3	5 261,4	110,0	105,6	104,0
Namangan	1 245,8	5 977,9	8 259,4	108,7	111,9	109,1

Samarkand	2 360,2	13 647,2	2 630,1	109,2	120,0	111,9
Surkhandarya	1 574,4	7 659,0	5 415,5	120,5	106,9	107,7
Syrdarya	1 081,8	4 463,6	1 310,3	136,9	148,8	110,5
Tashkent	5 450,6	18 068,0	10 469,1	101,0	123,5	95,5
Fergana	3 230,1	9 442,9	6 484,0	111,9	122,5	113,7
Khorezm	1 328,5	4 823,2	7 869,2	118,2	112,5	114,2
Tashkent city	31 391,4	47 300,0	9 747,1	134,3	113,3	100,8

High growth rates of work performed by large construction organizations were noted in Jizzakh region (188,7% compared to the corresponding period of 2024), Syrdarya region (136,9%) and Tashkent city (134,3%).

#### Construction works by forms of ownership



#### IV. Metadata and methodological explanations

**Construction work** is the result of construction production as a complex of works performed during construction, reconstruction, expansion, major and routine repairs of buildings and structures.

The cost of construction work includes the compilation and preparation of a work plan for the development of construction sites, water supply, heat supply, sewerage, foundation installation, wall construction, plumbing and technical work on the installation of building structures, as well as other contracting works (commissioning work, topsoil removal, technical and cultural work, etc.).

Statistical accounting of construction works is carried out for the volume actually completed during the reporting period, regardless of the time of payment, at actual prices of the reporting period, excluding value added tax.

The compilation of statistical information on the volume of construction work is carried out on the basis of:

- a) statistical reporting (monthly, annual) of legal entities engaged in construction activities;
- b) results of quarterly sample surveys of the activities of small enterprises and microfirms;
- c) statistical reporting of the territorial departments of the State Cadastre Chamber, which monitor the construction of individual houses and non-residential facilities by individuals;
- d) data from sample statistical surveys of commissioned individual residential houses;



e) statistical assessment of the volume of repairs to individual houses carried out by the economic method.

**Metadata links:**

<https://stat.uz/files/349/METAMALUMOTLARuz/1875/Qurilish-ishlari.pdf>

<https://stat.uz/files/349/METAMALUMOTLARuz/1877/Aholi-jon-boshiga-qurilishishlari.pdf>

---

**Responsible for release:**

Department of Investment and  
Construction Statistics

**Executor:**

D. Khidiraliyeva  
71 203-80-00 (1163)

**Address:**

