

Construction works in the Republic of Uzbekistan

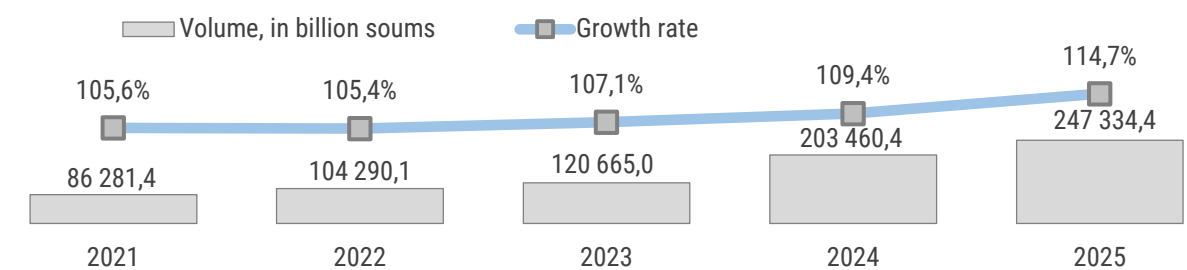
for January-October 2025

- I. Volume of completed construction work - total
- II. Construction works by type of economic activity
- III. Structure of the volume of construction work by type of enterprise
- IV. Metadata and methodological explanations for construction work

I. Volume of completed construction work - total

In January-October 2025, the volume of construction work performed in the Republic of Uzbekistan amounted to 247 334.4 billion soums, which is 14.7% more compared to the corresponding period of 2024.

Volume and growth rates of completed construction work



Construction work completed by region

	Volume, in billion soums	Growth, % compared to the corresponding period of 2024
Republic of Uzbekistan ¹	247 334.4	114.7
Republic of Karakalpakstan	7 964.4	110.5
<i>regions:</i>		
Andijan	12 602.3	111.7
Bukhara	14 962.6	112.9
Jizzakh	6 566.6	119.1
Kashkadarya	14 232.5	117.5
Navoi	11 623.3	109.8
Namangan	11 917.6	113.3
Samarkand	15 821.3	122.5
Surkhandarya	11 895.1	111.4
Syrdarya	5 014.1	135.5
Tashkent	26 909.2	108.1
Fergana	14 886.4	113.7
Khorezm	10 284.6	111.9
Tashkent city	72 197.0	124.1

Related indicators:

[Volume of construction work \(monthly\)](#)

[Volume of construction work \(annual\)](#)

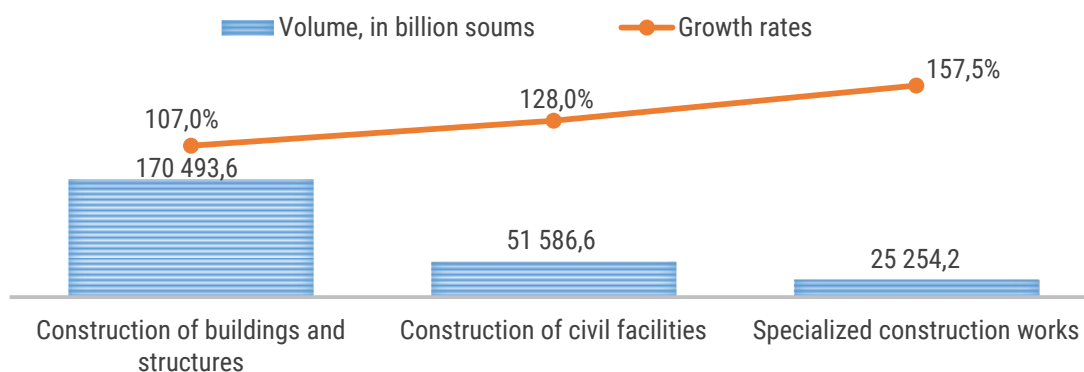
¹ Including unallocated data by region

II. Construction work by type of economic activity

Construction work in the Republic of Uzbekistan for the specified period was distributed by types of economic activity as follows:

- the share of construction of buildings and structures reached 68.9%, which is 7% more than in the corresponding period of 2024.
- The share of civil construction projects was recorded at 20.9%, which is 28% higher compared to the corresponding period of 2024.
- The share of specialized construction work amounted to 10.2%, which is 57.5% higher compared to the corresponding period of 2024.

Construction works by types of economic activity



Volume and growth rates of building and structure construction

	Construction of buildings and structures	Construction of civil projects	Specialized construction works
Large construction organizations, volume, in billion soums	37 956.0	16 925.1	6 767.0
Growth rate, %	117.3	135.9	192.7
Small enterprises and microfirms, volume, in billion soums	70 835.0	34 649.9	18 487.2
Growth rate, %	102.4	124.5	147.6
Informal sector, volume, in billion soums	61 702.6	11.6	-
Growth rate, %	106.8	82.6	-

Related indicators:

[Volume of building and structure construction \(monthly\)](#)

[Volume of building and structure construction \(annual\)](#)

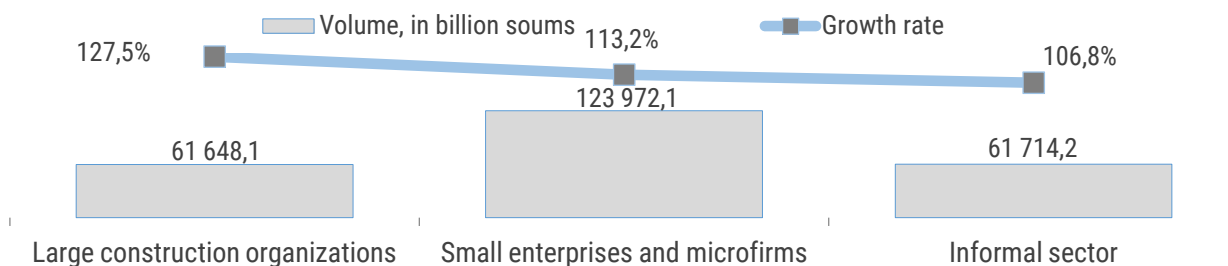
[Volume of civil project construction \(monthly\)](#)

[Volume of civil project construction \(annual\)](#)

[Volume of specialized construction work \(monthly\)](#)

Volume of specialized construction work (annual)

III. Structure of construction work volume by type of enterprises

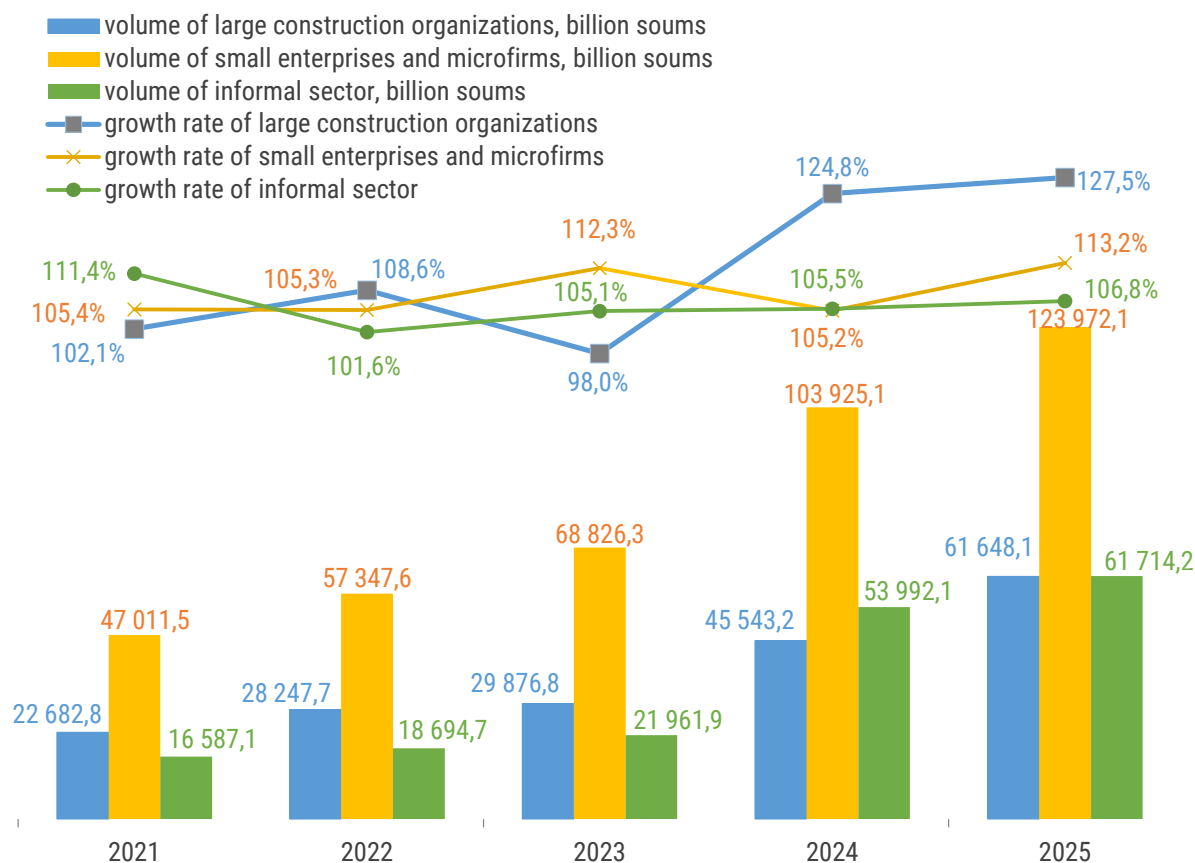


The volume of construction work performed by large construction organizations in January-October 2025 amounted to 61 648.1 billion soums, which is 27.5% more than in the corresponding period of 2024, and their share in the total volume increased by 2.5 percentage points to 24.9%.

The share of construction work performed by small enterprises and microfirms in the period under review accounted for 50.1% of the total volume of construction work. Thus, the total volume of construction work performed by them amounted to 123 972.1 billion soums, which is 13.2% more than in the corresponding period of 2024.

The share of construction work in the informal sector amounted to 25%, or 61 714.2 billion soums, which is 6.8% more than in the same period of 2024.

Volume and growth rates of construction work by type of enterprises



Volume of construction work by type of enterprise by region


	Volume, in billion soums			Growth rate, % compared to the corresponding period of 2024		
	Large construction organizations	Small enterprises and microfirms	Informal sector	Large construction organizations	Small enterprises and microfirms	Informal sector
Republic of Uzbekistan ²	61,648.1	123,972.1	61,714.2	127.5	113.2	106.8
Republic of Karakalpakstan	1,233.3	4,134.2	2,596.9	145.8	108.6	101.6
<i>regions:</i>						
Andijan	965.4	7,107.0	4,529.9	157.2	110.2	107.4
Bukhara	2,068.3	7,004.8	5,889.5	126.1	114.0	107.7

² Including unallocated data by region

Jizzakh	865.6	3,924.9	1,776.1	166.9	110.0	124.4
Kashkadarya	4,084.2	6,122.5	4,025.8	135.7	111.2	111.7
Navoi	3,328.8	3,994.7	4,299.8	117.9	108.0	105.8
Namangan	979.0	5,183.9	5,754.7	139.3	114.2	108.9
Samarkand	1,785.5	11,460.8	2,575.0	120.4	119.4	141.5
Surkhandarya	1,258.0	6,523.9	4,113.2	149.4	108.0	108.1
Syrdarya	863.1	3,460.8	690.2	167.3	136.9	104.5
Tashkent	4,432.1	13,620.8	8,856.3	127.9	109.7	97.9
Fergana	2,492.8	7,789.4	4,604.2	121.5	119.7	101.4
Khorezm	1,092.0	4,163.9	5,028.7	128.5	114.2	107.1
Tashkent city	25,742.6	39,480.5	6,973.9	156.6	112.3	105.8

High growth rates of work performed by large construction organizations were observed in Syrdarya (167.3% compared to the corresponding period of 2024), Jizzakh (166.9%), and Andijan (157.2%) regions.

Construction works by forms of ownership



IV. Metadata and methodological explanations

Construction work is the result of construction production as a complex of works performed during the construction, reconstruction, expansion, major and routine repair of buildings and structures.

The cost of construction includes site development work, sanitary and technical work for water supply and sewerage installation, assembly of building structures, and other contracting works (commissioning, land improvement, etc.).

Statistical accounting of construction work is carried out based on the actual volume performed during the reporting period, regardless of the time of payment, at current prices of the reporting period, excluding value-added tax.

The compilation of statistical information on the volume of construction work is carried out based on:

- a) statistical reporting (monthly, annual) of legal entities engaged in construction activities;
- b) results of quarterly sample surveys of small enterprises and microfirms;
- c) statistical reporting of the territorial departments of the State Cadastre Chamber, which monitor the construction of individual residential buildings and non-residential facilities by individuals;
- g) data from sample statistical surveys of commissioned individual residential buildings;
- d) statistical estimation of the volume of repairs to individual residential houses carried out by homeowners themselves.



Metadata links:

<https://stat.uz/files/349/METAMALUMOTLARuz/1875/Qurilish-ishlari.pdf>

<https://stat.uz/files/349/METAMALUMOTLARuz/1877/Aholi-jon-boshiga-qurilishishlari.pdf>

Responsible for release:

Department of Investment and
Construction Statistics

Prepared by:

D. Khidiraliyeva
71 203-80-00 (1163)

Address:

