

Construction Work in the Republic of Uzbekistan

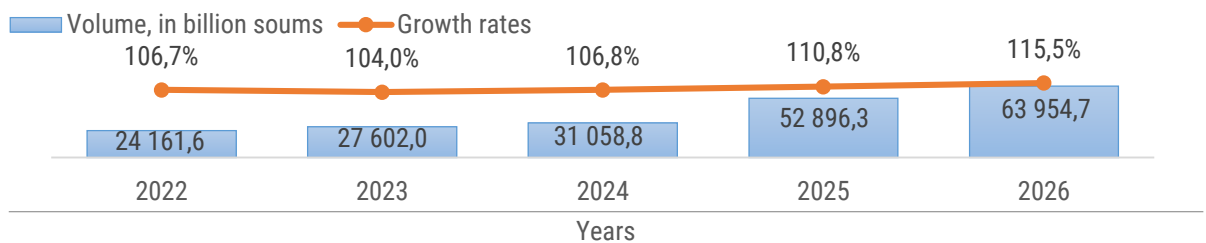
January–March 2026

- I. Total Volume of Construction Work Performed
- II. Construction Work by Type of Economic Activity
- III. Structure of Construction Work Volume by Enterprise Type
- IV. Metadata and Methodological Notes on Construction Work

I. Volume of Construction Work Performed: Total

In January–March 2026, the volume of construction work performed in the Republic of Uzbekistan amounted to 63 954,7 billion UZS, an increase of 15.5% compared to the corresponding period of 2025.

Volume and Growth Rate of Construction Work Performed



Construction Work Performed by Region

	Volume, in billion UZS	as a % of the corresponding period in 2025
Republic of Uzbekistan	63 954,7	115,5
Republic of Karakalpakstan	3 313,4	176,0
<i>Regions:</i>		
Andijan	3 307,4	113,5
Bukhara	4 618,5	124,0
Jizzakh	1 733,6	119,4
Qashqadaryo	3 275,4	108,8
Navoiy	3 164,0	125,0
Namangan	3 005,8	116,1
Samarkand	3 723,2	110,9
Surxondaryo	3 207,5	110,0
Sirdaryo	1 206,0	115,6
Tashkent	6 614,2	107,3
Fergana	4 699,6	125,5
Xorazm	3 409,6	128,4
Tashkent city	17 308,2	108,9

Related Indicators:

[Volume of Construction Work \(monthly\)](#)

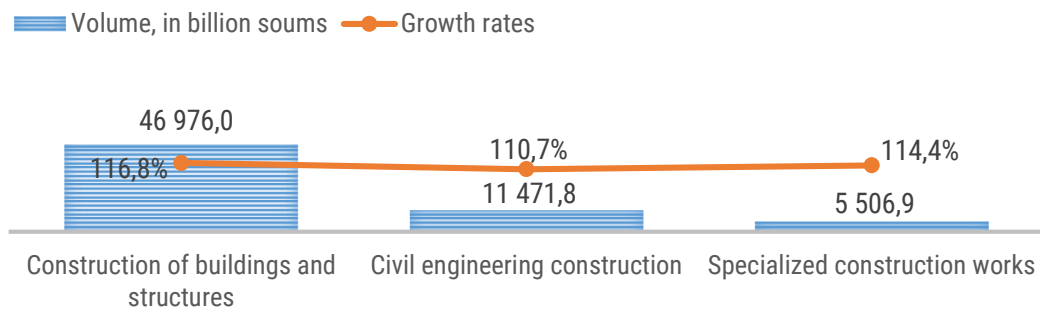
[Volume of Construction Work \(annual\)](#)

II. Construction Work by Type of Economic Activity

In January–March 2026, construction work in the Republic of Uzbekistan was distributed by type of economic activity as follows:

- The share of construction of buildings and structures reached 73,5%, with the growth rate increasing by 16,8% compared to the corresponding period of 2025.
- The share of civil engineering construction stood at 17,9%, up 10,7% compared to the same period in 2025.
- The share of specialized construction work was 8,6%, an increase of 14,4% compared to the same period in 2025.

Construction work by type of economic activity



Volume and growth rates of construction work by type of economic activity

	Construction of buildings and structures	Civil engineering construction	Specialized construction work
Large construction organizations, volume, in billion soums	10 634,7	3 845,9	1 475,8
<i>Growth rate, in %</i>	<i>151,4</i>	<i>126,2</i>	<i>134,0</i>
Small enterprises and micro-enterprises, volume, in billion soums	19 108,9	7 622,3	4 031,1
<i>Growth rate, in %</i>	<i>107,1</i>	<i>104,3</i>	<i>108,6</i>
Informal sector, volume, in billion soums	17 232,4	3,6	-
<i>Growth rate, in %</i>	<i>112,3</i>	<i>1 216,7</i>	-

Related indicators:

[Volume of construction of buildings and structures \(monthly\)](#)

[Volume of construction of buildings and structures \(annual\)](#)

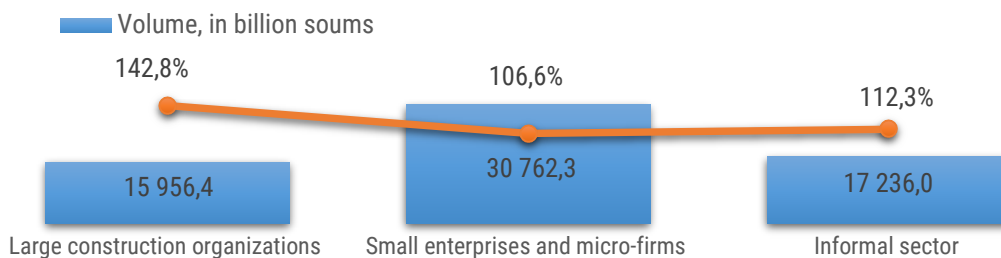
[Volume of civil engineering construction \(monthly\)](#)

[Volume of civil engineering construction \(annual\)](#)

[Volume of specialized construction work \(monthly\)](#)

[Volume of specialized construction work \(annual\)](#)

III. Structure of construction work volume by enterprise type

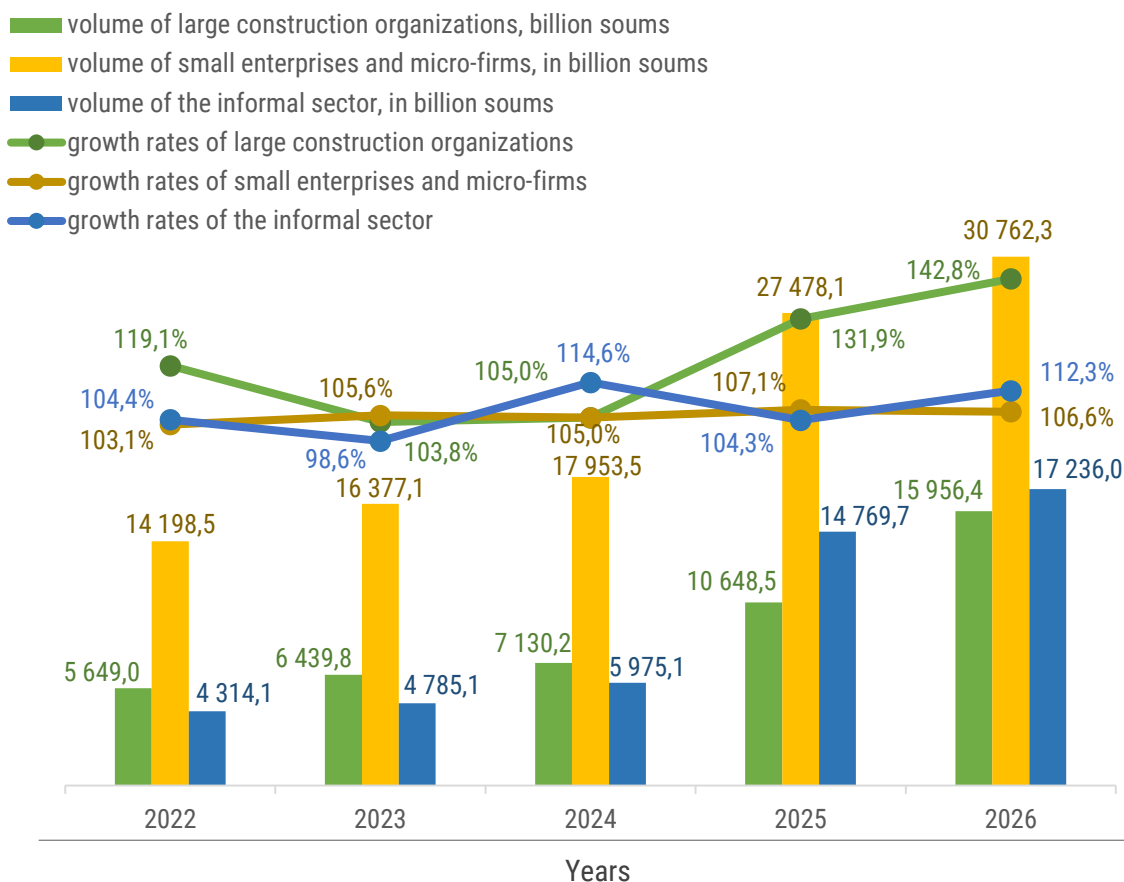


The volume of construction work performed by large construction organizations in January–March 2026 amounted to 15 956,4 billion soums, an increase of 42,8% compared to the same period in 2025; their share of the total volume was 24,9%.

The share of construction work performed by small enterprises and micro-firms during the period under review was 48,1% of the total volume of construction work. Thus, the total volume of construction work they performed amounted to 30 762,3 billion soums, which is 6,6% higher than in the corresponding period of 2025.

The share of construction work in the informal sector was 27,0%, or 17 236,0 billion soums, which is 12,3% higher than in the corresponding period of 2025.

Volume and growth rates of construction work by type of enterprise (for January-March)

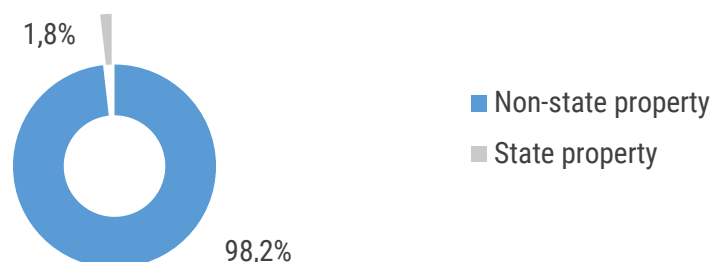


Volume of construction work by type of enterprise by region

	Volume, in billion soums			Growth rate, as a % of the corresponding period of 2025		
	Large construction organizations	Small enterprises and micro-firms	Informal sector	Large construction organizations	Small enterprises and micro-firms	Informal sector
Republic of Uzbekistan	15 956,4	30 762,3	17 236,0	142,8	106,6	112,3
Republic of Karakalpakstan	1 695,5	961,5	656,4	1 134,6	86,6	105,5
<i>regions:</i>						
Andijan	444,8	2 014,3	848,3	149,7	108,7	110,9
Bukhara	1 293,1	1 690,6	1 634,8	308,5	91,5	112,1
Jizzakh	284,5	970,5	478,6	156,7	117,8	107,2
Kashkadarya	905,2	1 240,2	1 130,0	168,1	84,2	113,0
Navoi	991,9	1 049,5	1 122,6	176,5	109,0	111,6
Namangan	213,7	1 237,6	1 554,5	121,5	114,4	116,8
Samarkand	570,9	2 590,8	561,5	203,7	102,8	101,0
Surkhandarya	314,9	1 797,1	1 095,5	155,0	102,4	114,4
Syrdarya	257,3	718,2	230,5	151,4	106,4	116,1
Tashkent	1 482,3	2 790,8	2 341,1	105,7	114,1	101,1
Fergana	912,9	2 343,5	1 443,2	130,4	127,5	119,5
Khorezm	747,8	1 057,6	1 604,2	231,5	105,7	120,5
Tashkent City	4 473,3	10 300,1	2 534,8	104,0	108,9	118,6

The largest volumes of construction work, performed by large construction organizations, were recorded in Tashkent City (4,5 trillion UZS), the Republic of Karakalpakstan (1,7 trillion UZS), and the Tashkent Region (1,5 trillion UZS).

Share of construction work by form of ownership





IV. Metadata and Methodological Notes

Construction work is the result of construction production, defined as a set of works performed during the erection, reconstruction, expansion, major and routine repair of buildings and structures.

The cost of construction work includes the drafting and preparation of a work plan for the development of construction sites, water supply, heating, sewerage, foundation laying, wall erection, plumbing and sanitation work for the installation of building structures, as well as other contractual work (commissioning, topsoil removal, land improvement, etc.).

Statistical accounting of construction work is carried out based on the volume actually completed during the reporting period, regardless of the time of payment, at the actual prices of the reporting period, excluding value-added tax.

Statistical information on the volume of construction work is compiled based on:

- a) statistical reports (monthly, annual) from legal entities engaged in construction activities;
- b) the results of quarterly sample surveys of the activities of small enterprises and micro-firms;
- c) statistical reports from the territorial departments of the State Cadaster Chamber that monitor the construction of individual residential and non-residential properties by private individuals;
- d) data from sample statistical surveys of commissioned individual residential homes;
- e) statistical estimates of the volume of repairs to individual residential homes, carried out by self-build methods.

Metadata links:

<https://stat.uz/files/349/METAMALUMOTLARuz/1875/Qurilish-ishlari.pdf>

<https://stat.uz/files/349/METAMALUMOTLARuz/1877/Aholi-jon-boshiga-qurilishishlari.pdf>

Responsible for release:
Department of Investment and
Construction Statistics

Prepared by:
D. Khidiraliyeva
71 203-80-00 (1163)

Address:

