

Construction Works in the Republic of Uzbekistan

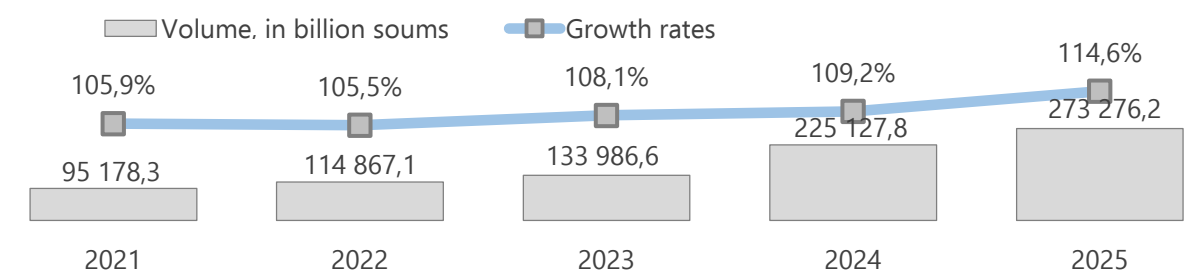
for January-November 2025

- I. Total Volume of Completed Construction Work
- II. Construction Works by Type of Economic Activity
- III. Structure of Construction Work Volume by Enterprise Type
- IV. Metadata and Methodological Notes on Construction Works

I. Volume of Completed Construction Work - Total

In January-November 2025, the volume of construction work completed in the Republic of Uzbekistan amounted to 273 276.2 billion soums, which is 14.6% more compared to the corresponding period of 2024.

Volume and Growth Rates of Completed Construction Work



Completed Construction Work by Region

	Volume, in billion soums	Growth, % compared to the corresponding period of 2024
Republic of Uzbekistan¹	273 276,2	114,6
Republic of Karakalpakstan	8 880,0	110,9
<i>regions:</i>		
Andijan	13 900,4	111,2
Bukhara	16 313,4	113,3
Jizzakh	7 215,9	115,7
Kashkadarya	15 862,5	119,4
Navoi	12 957,0	109,4
Namangan	13 823,2	111,4
Samarkand	17 387,8	122,8
Surkhandarya	13 389,4	111,0
Syrdarya	5 771,4	136,5
Tashkent	29 928,3	109,5
Fergana	16 324,1	115,4
Khorezm	11 392,1	110,6
Tashkent city	78 766,5	123,4

Related indicators:

[Volume of Construction Works \(monthly\)](#)

[Volume of Construction Works \(annual\)](#)

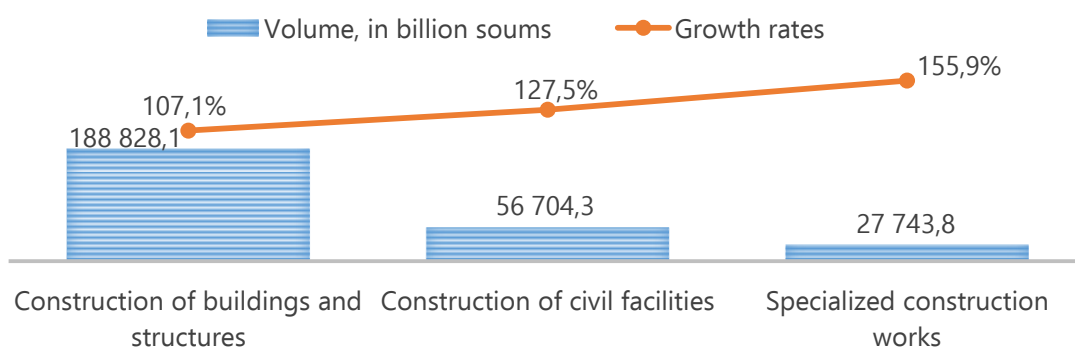
¹ Including unallocated data by region

II. Construction Works by Type of Economic Activity

Construction works in the Republic of Uzbekistan for the specified period were distributed by types of economic activity as follows:

- the share of building and structure construction reached 69.1%, which is 7.1% more than in the corresponding period of 2024.
- The share of civil construction projects was recorded at 20.7%, which is 27.5% higher compared to the corresponding period of 2024.
- The share of specialized construction work amounted to 10.2%, which is 55.9% higher compared to the corresponding period of 2024.

Construction works by type of economic activity



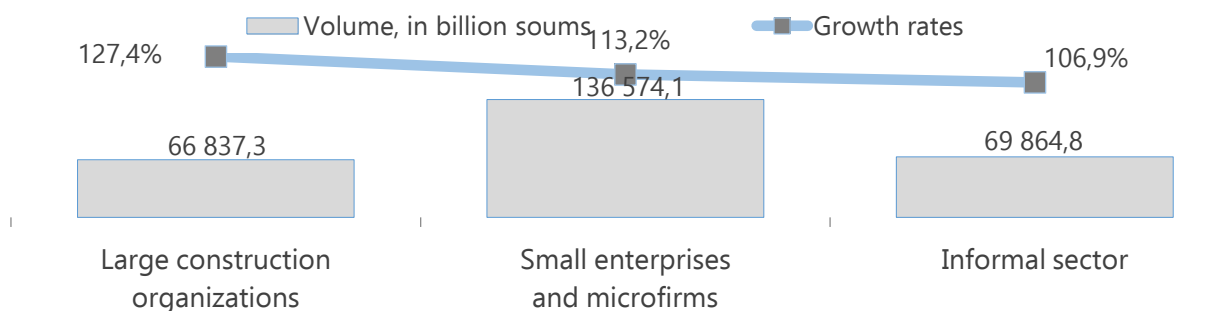
Volume and growth rates of building and structure construction

	Construction of buildings and structures	Construction of civil facilities	Specialized construction works
Large construction organizations, volume, in billion soums	40 835,3	18 537,0	7 465,0
Growth rate, %	117,9	134,4	186,3
Small enterprises and microfirms, volume, in billion soums	78 139,6	38 155,7	20 278,8
Growth rate, %	102,5	124,5	147,0
Informal sector, volume, in billion soums	69 853,2	11,6	-
Growth rate, %	106,9	81,3	-

Related indicators:

- [Volume of building and structure construction \(monthly\)](#)
- [Volume of building and structure construction \(annual\)](#)
- [Volume of civil facility construction \(monthly\)](#)
- [Volume of civil facility construction \(annual\)](#)
- [Volume of specialized construction work \(monthly\)](#)
- [Volume of specialized construction work \(annual\)](#)

III. Structure of construction work volumes by type of enterprise

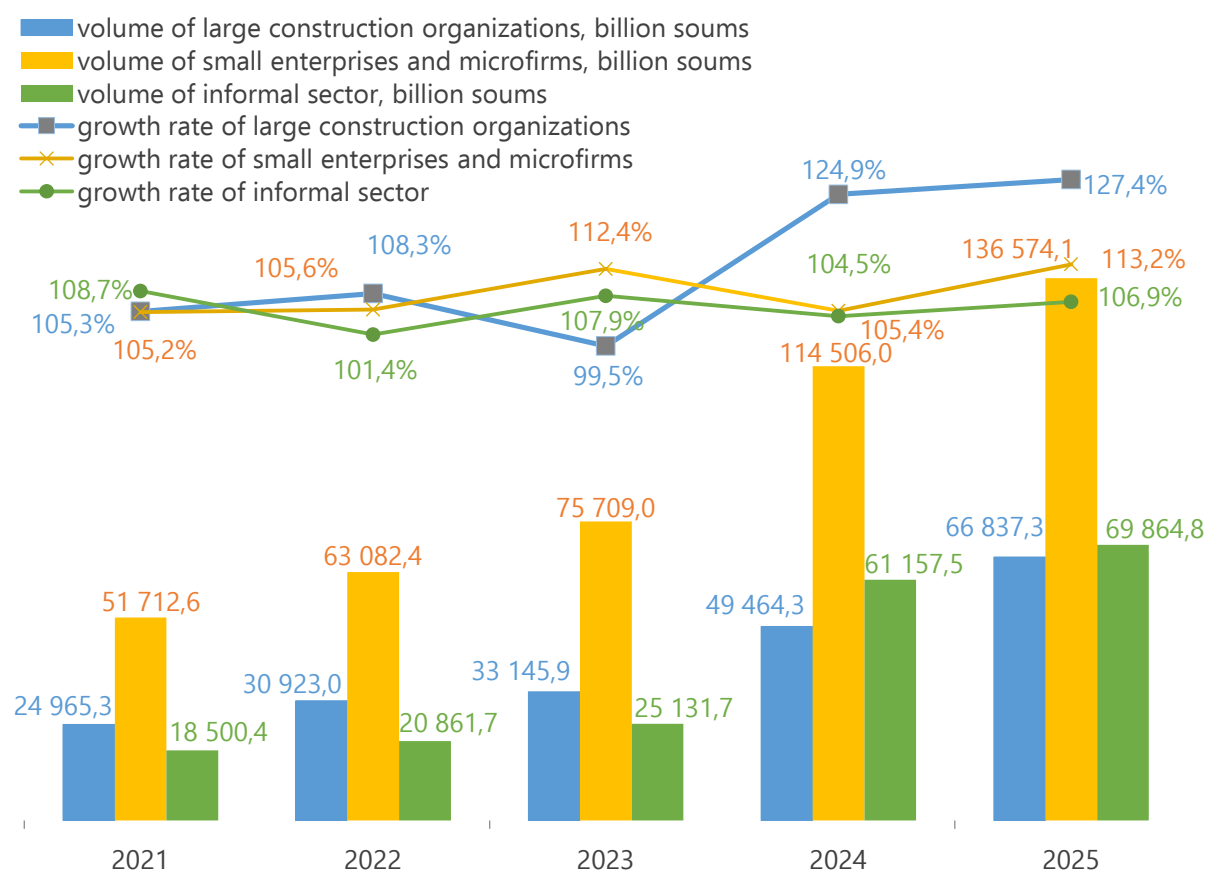


The volume of construction work performed by large construction organizations in January-November 2025 amounted to 66,837.3 billion soums, which is 27.4% more than in the corresponding period of 2024, and their share in the total volume increased by 2.5 percentage points to 24.5%.

The share of construction work performed by small enterprises and microfirms in the period under review accounted for 50% of the total volume of construction work. Thus, the total volume of construction work performed by them amounted to 136,574.1 billion soums, which is 13.2% more than in the corresponding period of 2024.

The share of construction work in the informal sector amounted to 25.5% or 69 864.8 billion soums, which is 6.9% more than in the corresponding period of 2024.

Volume and growth rates of construction work by type of enterprise

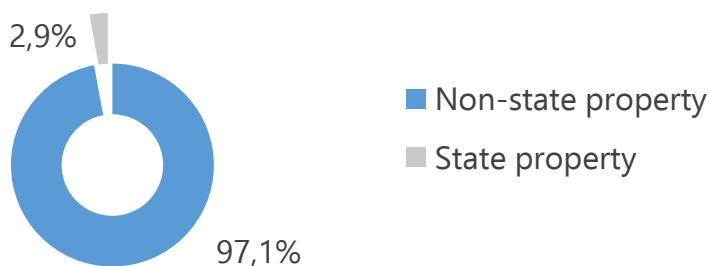


Volume of construction work
by type of enterprise by region

	Volume, in billion soums			Growth rate, % compared to the corresponding period of 2024		
	Large construction organizations	Small enterprises and microfirms	Informal sector	Large construction organizations	Small enterprises and microfirms	Informal sector
Republic of Uzbekistan²	66 837,3	136 574,1	69 864,8	127,4	113,2	106,9
Republic of Karakalpakstan	1 470,4	4 480,0	2 929,6	156,7	106,9	101,6
<i>regions:</i>						
Andijan	1 047,7	7 869,0	4 983,7	137,8	110,7	107,5
Bukhara	2 340,9	7 674,2	6 298,3	133,9	113,4	107,1
Jizzakh	959,7	4 304,2	1 952,0	163,2	109,3	114,0
Kashkadarya	4 616,3	6 672,8	4 573,4	149,3	110,3	110,3
Navoi	3 492,6	4 305,7	5 158,7	120,1	105,7	105,9
Namangan	1 075,8	5 765,8	6 981,6	131,4	115,7	105,6
Samarkand	1 991,8	12 540,2	2 855,8	123,1	118,6	146,6
Surkhandarya	1 347,5	7 203,9	4 838,0	143,2	108,2	108,3
Syrdarya	930,5	3 951,5	889,4	158,2	141,7	104,0
Tashkent	4 678,7	15 096,2	10 153,4	124,1	110,7	102,2
Fergana	2 702,6	8 644,4	4 977,1	123,3	120,6	103,7
Khorezm	1 162,8	4 626,8	5 602,5	127,9	115,7	104,0
Tashkent city	27 655,8	43 439,4	7 671,3	155,2	112,1	105,7

High growth rates of work performed by large construction organizations were recorded in Jizzakh (163.2% compared to the corresponding period of 2024), Syrdarya (158.2%) regions and the Republic of Karakalpakstan (156.7%).

Construction works by forms of ownership



² Including unallocated data by region

IV. Metadata and methodological explanations

Construction work is the result of construction production as a complex of works performed during construction, reconstruction, expansion, capital and current repair of buildings and structures.

The cost of construction includes works on land development, sanitary and technical works on water supply and sewerage installation, assembly of building structures, and other contracting works (commissioning, land improvement, etc.).

Statistical accounting of construction works is carried out based on the volume actually completed during the reporting period, regardless of the time of payment, at actual prices of the reporting period, excluding value added tax.

The compilation of statistical information on the volume of construction work is carried out on the basis of:

- a) statistical reporting (monthly, annual) of legal entities engaged in construction activities;
- b) results of quarterly sample surveys of the activities of small enterprises and microfirms;
- c) statistical reporting from the territorial departments of the State Cadastre Chamber, which monitor the construction of individual residential and non-residential buildings by individuals;
- d) data from sample statistical surveys of commissioned individual residential buildings;
- e) statistical assessment of the volume of repairs to individual residential houses carried out by the economic method.

Metadata links:

<https://stat.uz/files/349/METAMALUMOTLARuz/1875/Qurilish-ishlari.pdf>

<https://stat.uz/files/349/METAMALUMOTLARuz/1877/Aholi-jon-boshiga-qurilishishlari.pdf>

Responsible for release:
Department of Investment and
Construction Statistics

Executed by:
D. Khidiraliyeva
71 203-80-00 (1163)

Address:

