

Information about the demography of enterprises and organizations in the Republic of Uzbekistan

As of January 1, 2026

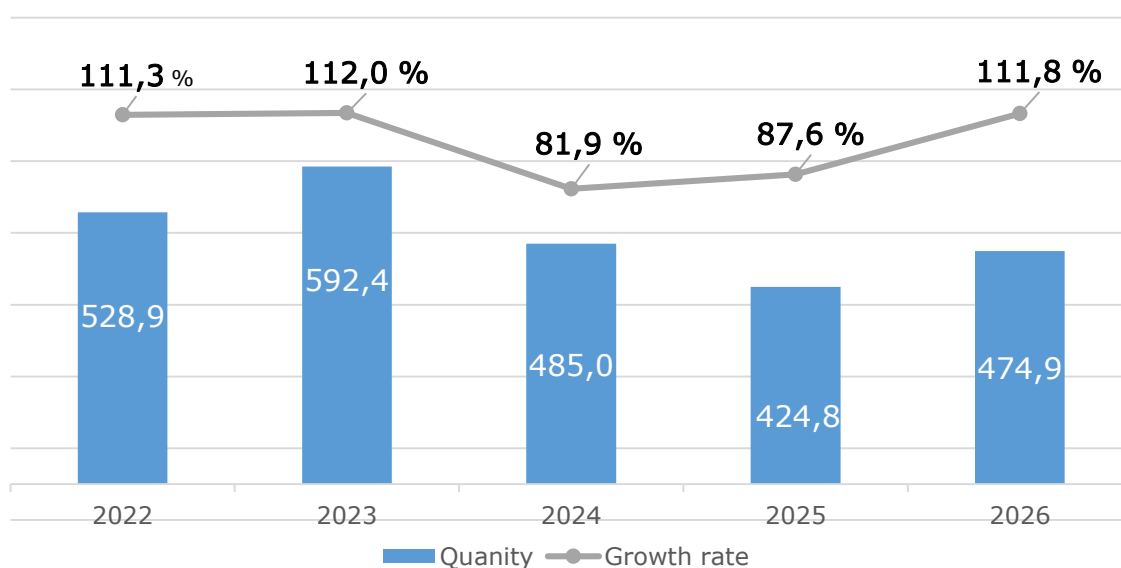
(excluding farms and dehqan farms)

- I. Number of enterprises and organizations
- II. Information on organizational and legal forms of business entities
- III. Information on enterprises and organizations with foreign investments
- IV. Metadata and explanations for the demography of enterprises and organizations

I. Number of enterprises and organizations

As of January 1, 2026, the number of enterprises and organizations operating in the republic is **474.9** thousand units, of which **403.8** thousand or **85 %** are small enterprises and microfirms.

Number of operating enterprises and organizations (units).



As of January 1

| Year | Enterprises and organizations | of which: | |
|------|-------------------------------|-------------------|--------------------------------------|
| | | business entities | of which: small business entities |
| 2026 | 474 899 | 407 850 | 403 767 |
| 2025 | 424 840 | 361 793 | 358 116 |
| 2024 | 485 024 | 420 772 | 417 080 |
| 2023 | 592 371 | 527 222 | 523 556 |
| 2022 | 528 929 | 465 889 | 462 834 |

Indicators on the topic:

[Number of registered enterprises and organizations \(annually, excluding dehqan farms and farms\)](#)

[Number of operating enterprises and organizations \(annually\)](#)

[Number of newly created enterprises and organizations \(annually\)](#)

[Quantity of newly-created business entities \(monthly\)](#)

[Quantity of newly-created small business entities \(monthly\)](#)

[Quantity of newly-created enterprises and organizations \(monthly\)](#)

[Quantity of newly-created enterprises and organizations \(by types of economic activity, monthly\)](#)

[Quantity of registered enterprises and organizations \(monthly\)](#)

In the regional context, the largest number of operating enterprises and organizations operate in Tashkent city – **22.9 %**, Tashkent - **9.8 %**, Samarkand - **8.7 %**, Fergana - **8.0 %** and Kashkadarya - **6.4 %** regions.

| Regions | Enterprises and organizations | of which: | |
|-----------------------|-------------------------------|-------------------|-------------------------|
| | | business entities | of which: |
| | | | small business entities |
| Rep.of Karakalpakstan | 23 747 | 19 704 | 19 606 |
| Andijan | 27 002 | 21 643 | 21 503 |
| Bukhara | 28 831 | 25 094 | 24 948 |
| Jizzakh | 18 461 | 15 300 | 15 208 |
| Kashkadarya | 30 424 | 25 224 | 25 038 |
| Navoi | 20 982 | 18 498 | 18 400 |
| Namangan | 27 097 | 22 650 | 22 471 |
| Samarkand | 41 091 | 34 722 | 34 495 |
| Surkhandarya | 25 065 | 20 841 | 20 753 |
| Syrdarya | 12 239 | 10 049 | 9 975 |
| Tashkent | 46 479 | 40 524 | 40 139 |
| Fergana | 37 846 | 31 519 | 31 289 |
| Khorezm | 26 957 | 23 597 | 23 465 |
| Tashkent city | 108 678 | 98 485 | 96 477 |

Indicators on the topic:

[Quantity of operating enterprises and organizations \(monthly\)](#)

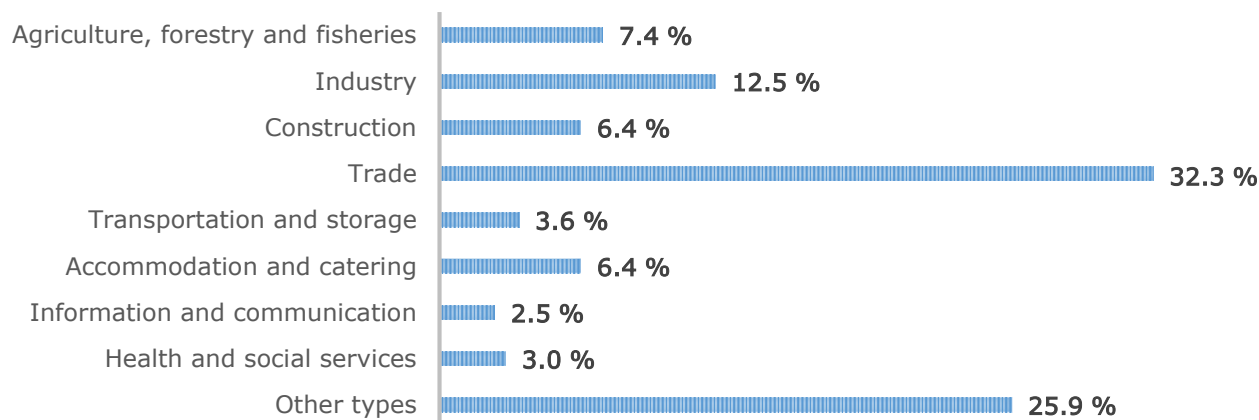
[Quantity of operating business entities \(monthly\)](#)

[Quantity of operating small business entities \(monthly\)](#)

Number of operating enterprises and organizations by type of economic activity

By type of economic activity, the largest number of operating enterprises and organizations remains in the trade sector, the share of which as of January 1, 2026 amounted to **32.3%**.

Enterprises and organizations



In second place is industry with **12.5%**, and in third place is agriculture, forestry and fisheries with **7.4%**.

Together, the share of these three types of activity is over **50%** of their total.

| Types of economic activity | Enterprises and organizations | of which: | |
|-------------------------------------|-------------------------------|-------------------|-------------------------|
| | | business entities | of which: |
| | | | small business entities |
| Agriculture, forestry and fisheries | 34 881 | 34 411 | 34 283 |

| | | | |
|-------------------------------|---------|---------|---------|
| Industry | 59 520 | 59 350 | 58 543 |
| Construction | 30 343 | 30 085 | 29 801 |
| Trade | 153 370 | 153 348 | 152 570 |
| Transportation and storage | 17 245 | 17 181 | 16 989 |
| Accommodation and catering | 30 374 | 30 287 | 30 145 |
| Information and communication | 11 901 | 11 611 | 11 402 |
| Health and social services | 14 283 | 10 385 | 10 264 |
| Other types | 122 982 | 61 192 | 59 770 |

Indicators on the topic:

[Quantity of operating enterprises and organizations \(by types of economic activity, monthly\)](#)

[Quantity of operating business entities \(by kinds of economic activity, monthly\)](#)

[Number of operating business entities by National classifier of economic activity \(by sections, monthly\)](#)

[Number of operating business entities by National classifier of economic activity \(by sections, monthly\)](#)

[Number of operating enterprises by National classifier of economic activity \(by sections, annual\)](#)

[The number of newly established enterprises and organizations operating in agriculture, forestry and fisheries \(monthly\)](#)

[The number of newly established enterprises and organizations operating in the field of industry \(monthly\)](#)

[The number of newly established enterprises and organizations operating in the field of construction \(monthly\)](#)

[The number of newly established enterprises and organizations operating in the field of trade \(monthly\)](#)

[The number of newly established enterprises and organizations operating in the field of transportation and storage services \(monthly\)](#)

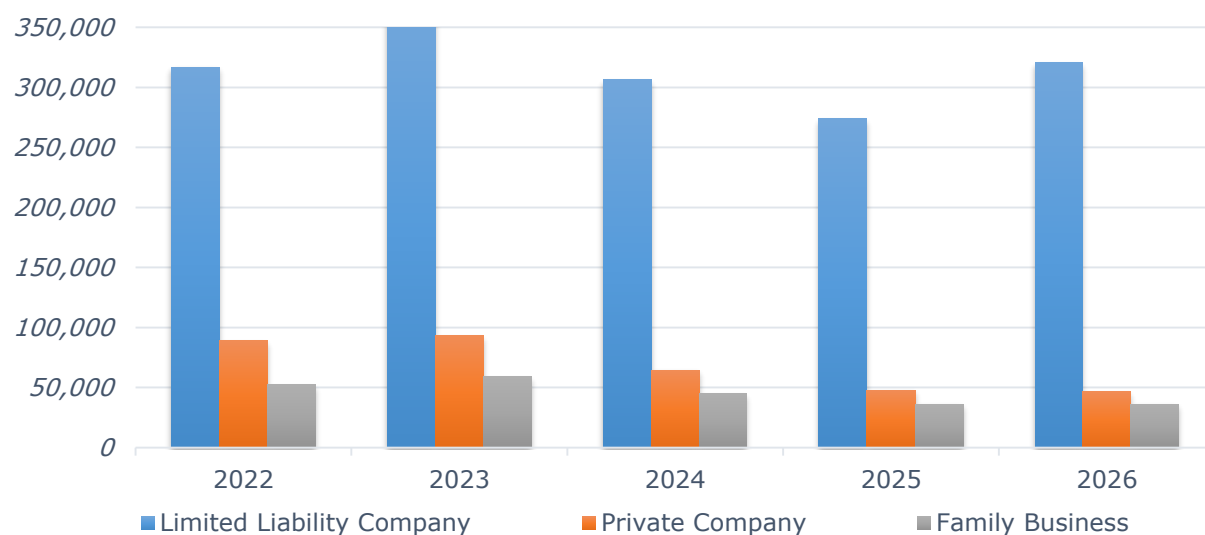
[The number of newly established enterprises and organizations operating in the field of accommodation and food services \(monthly\)](#)

[The number of newly established enterprises and organizations operating in the field of information and communication \(monthly\)](#)

[The number of newly established enterprises and organizations operating in the field of healthcare and social services \(monthly\)](#)

II. Information on organizational and legal forms of business entities

Business entities



As of January 1, 2026, out of **407.9** thousand active commercial enterprises, limited liability companies accounted for **320.9** thousand (**78.7%**) and rank first among enterprises by their organizational and legal form.

Based on this, we can conclude that LLCs are the most common form of doing business.

| Organizational and legal forms | Number of business entities (units) | Share of business entities (%) |
|-----------------------------------|--|--------------------------------|
| limited liability companies | 320 870 | 78,7 |
| private enterprises | 46 866 | 11,5 |
| family businesses | 36 158 | 8,8 |
| joint stock companies | 636 | 0,2 |
| others | 3 320 | 0,8 |

Indicators on the topic:

[Quantity of newly-created private enterprises \(monthly\)](#)

[Number of newly created limited liability companies \(monthly\)](#)

[Quantity of newly-created family-owned enterprises \(monthly\)](#)

[Quantity of newly-created private enterprises \(monthly\)](#)

[Number of newly created limited liability companies \(monthly\)](#)

[Quantity of newly-created family-owned enterprises \(monthly\)](#)

III. Information on enterprises and organizations with foreign investments

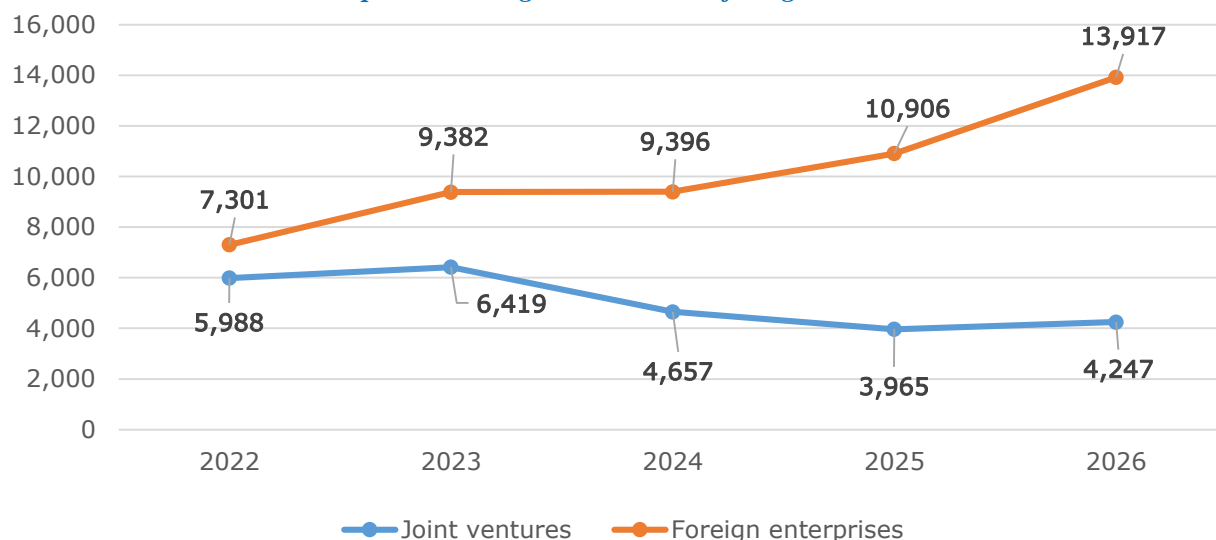
| Regions | Foreign investments | of which: | |
|-----------------------|---------------------|-------------------|---------------------|
| | | Joint enterprises | Foreign enterprises |
| Rep.of Uzbekistan | 18 164 | 4 247 | 13 917 |
| Rep.of Karakalpakstan | 219 | 77 | 142 |
| <i>regions:</i> | | | |
| Andijan | 420 | 127 | 293 |
| Bukhara | 372 | 127 | 245 |
| Jizzakh | 258 | 107 | 151 |
| Kashkadarya | 163 | 81 | 82 |
| Navoi | 310 | 111 | 199 |
| Namangan | 262 | 100 | 162 |
| Samarkand | 678 | 262 | 416 |
| Surkhandarya | 500 | 63 | 437 |
| Syrdarya | 290 | 94 | 196 |
| Tashkent | 2 402 | 495 | 1 907 |
| Fergana | 615 | 224 | 391 |
| Khorezm | 198 | 68 | 130 |
| Tashkent city | 11 477 | 2 311 | 9 166 |

As of January 1, 2026, the number of operating enterprises with foreign investment amounted to **18 164** units, of which **4 247** units are joint ventures, and **13 917** units are foreign enterprises.

By region, the largest share of operating enterprises with foreign investment is in Tashkent city and amounts to **63.2 %**, in Tashkent – **13.2 %**, Samarkand - **3.7 %** and Fergana - **3.4 %** regions.

Over the past five years, the total number of operating enterprises with foreign investment has increased by **1.9** times, and the share of operating only foreign enterprises (from the total number) has increased from **54.9%** to **76.6%**.

Enterprises and organizations with foreign investment



The number of enterprises operating with foreign investment as of January 1, 2026 increased by **3,293**, or **22.1** percent, compared to the same period of 2025, due to an increase in the number of enterprises in the trade sector from **5 332** to **6 494** units (an increase of **1 162** units), industry - from **3 217** to **3 754** units (an increase of **537** units), construction from **1 085** to **1 412** units (an increase of **327** units).

| Types of economic activity | Total: | of which: | |
|-------------------------------------|---------------|----------------|---------------------|
| | | joint ventures | foreign enterprises |
| Total: | 18 164 | 4 247 | 13 917 |
| Agriculture, forestry and fisheries | 461 | 197 | 264 |
| Industry | 3 754 | 1 443 | 2 311 |
| Construction | 1 412 | 283 | 1 129 |
| Trade | 6 494 | 1 032 | 5 462 |
| Transportation and storage | 586 | 129 | 457 |
| Accommodation and catering | 760 | 155 | 605 |
| Information and communication | 1 398 | 191 | 1 207 |
| Health and social services | 211 | 80 | 131 |
| Other types | 3 088 | 737 | 2 351 |

Indicators on the topic:

[Quantity of newly-created enterprises with a foreign capital \(monthly\)](#)

[Quantity of operating enterprises with a foreign capital \(by kinds of economic activity, monthly\)](#)

[Quantity of newly-created enterprises with a foreign capital \(monthly\)](#)

Information on operating enterprises and organizations with foreign investments by country

As of January 1, 2026, China occupies the leading position – **5 044** enterprises with full or partial participation, which is **27.8%** of the total number of operating enterprises with foreign investment in the republic. Among the countries pouring their capital into the economy of Uzbekistan, a special place is also occupied by the Russian Federation (**17.5%**), Turkey (**11.8%**), Kazakhstan (**6.7%**), South Korea (**3.8%**) and Afghanistan (**3.5%**).

| Countries | Total | of which: | |
|-----------|-------|----------------|---------------------|
| | | joint ventures | foreign enterprises |
| China | 5 044 | 748 | 4 296 |

| | | | |
|---------------|-------|-----|-------|
| Russia | 3 181 | 896 | 2 285 |
| Turkey | 2 137 | 496 | 1 641 |
| Kazakhstan | 1 212 | 274 | 938 |
| South Korea | 693 | 184 | 509 |
| Afghanistan | 635 | 73 | 562 |
| UAE | 414 | 141 | 273 |
| Tajikistan | 389 | 99 | 290 |
| India | 375 | 86 | 289 |
| Azerbaijan | 367 | 63 | 304 |
| Kyrgyzstan | 344 | 87 | 257 |
| USA | 340 | 145 | 195 |
| Turkmenistan | 270 | 52 | 218 |
| Great Britain | 247 | 119 | 128 |
| Belarus | 242 | 57 | 185 |
| Iran | 228 | 73 | 155 |
| Germany | 225 | 106 | 119 |
| Pakistan | 208 | 18 | 190 |
| Ukraine | 196 | 53 | 143 |
| Japan | 126 | 29 | 97 |

IV. Metadata and explanations for the demography of enterprises and organizations

Information on enterprises and organizations is generated based on statistical classifiers in accordance with the Resolution of the Cabinet of Ministers of the Republic of Uzbekistan dated September 28, 2022, No. 539, "On approval of regulatory legal acts concerning the maintenance of the unified state register of enterprises and organizations and the provision of public services on its basis", which is the basis for the implementation of statistical activities on maintaining registers.

Information is received in the database of the Unified State Register of Enterprises and Organizations from registration authorities through an automated system in real time.

The list of enterprises and organizations falling under the unified State register of enterprises and organizations <https://my.gov.uz/uz/service/662> it is also possible to get it from this link.

The data is generated based on the database of the State Services Center of the Ministry of Justice of the Republic of Uzbekistan as of **January 1, 2026** (excluding farms and dehqan farms).

Metadata links:

[Metadata: Number of enterprises and organizations](#)

[Glossary](#)

[Statistical classifications](#)

Responsible for preparation:

Department of digital technologies, artificial intelligence and statistical registers

Phone: 71-203-80-00 (1360)

Address :

100170, Tashkent City,
Mustakillik Avenue, 63

Email: info@stat.uz

