

Social Protection in the Republic of Uzbekistan

for 2025

- I. Pension and Benefit Recipients in the Republic of Uzbekistan
- II. Pension Recipients in the Republic of Uzbekistan
- III. Persons with Disabilities in the Republic of Uzbekistan
- IV. Methodological Explanations and Metadata on Social Protection

I. Pension and Benefit Recipients in the Republic of Uzbekistan

Benefit – a monthly cash payment made in accordance with legislative acts to children with disabilities under the age of 18; legal representatives caring for a child with a disability under the age of 18 who requires outside care; mothers who have (or had) a child with a disability from childhood; and elderly persons who lack the work experience required for a state pension under the conditions and norms established by law, upon reaching the qualifying age, becoming disabled, or losing a breadwinner.

Number of Pension and Benefit Recipients in the Republic of Uzbekistan ¹⁾

(for the respective year, in thousands of persons (families))



From 2021 to 2025, the Republic of Uzbekistan saw a steady increase in the total number of pension and benefit recipients. In 2025, their total number reached **5 146,9 thousand**, an increase of **201,6 thousand**, or **4,1 %**, compared to 2024.

¹⁾ Data on pension and benefit recipients reflect the number of persons receiving the relevant payments, except for survivor pensions and benefits, for which the number of families, rather than individual persons, is counted.

Pension recipients constituted the majority of this category. In 2025, their number reached **4 433,0 thousand** and, compared to 2024, increased by **186,6 thousand**, or **4,4 %**. At the same time, the number of benefit recipients was **713,9 thousand**. Compared to 2024, this figure increased by **15,0 thousand**, or **2,1 %**.

Distribution of pension and benefit recipients by region

(for 2025, in thousands of persons (families))

	Total	As a % of the total	of which:	
			pension recipients	benefit recipients
Republic of Uzbekistan	5 146,9	100	4 433,0	713,9
<i>regions:</i>				
Republic of Karakalpakstan	276,5	5,4	234,6	41,9
Andijan region	478,5	9,3	411,6	66,9
Bukhara region	311,0	6,0	281,3	29,7
Jizzakh region	186,2	3,6	151,2	35,0
Kashkadarya region	479,7	9,3	398,1	81,6
Navoi region	175,8	3,4	151,8	24,0
Namangan region	408,8	8,0	344,7	64,1
Samarkand region	553,2	10,8	469,5	83,7
Surkhandarya region	365,9	7,1	297,4	68,5
Syrdarya region	135,5	2,6	114,1	21,4
Tashkent region	462,4	9,0	409,9	52,5
Fergana region	583,0	11,3	518,0	65,0
Khorezm region	285,7	5,6	243,5	42,2
Tashkent City	444,7	8,6	407,3	37,4

In 2025, the highest total number of pension and benefit recipients was recorded in the Fergana (**583,0 thousand**), Samarkand (**553,2 thousand**) and Kashkadarya (**479,7 thousand**) regions. The lowest figures were observed in the Syrdarya (**135,5 thousand**), Navoi (**175,8 thousand**) and Jizzakh (**186,2 thousand**) regions.

By number of pension recipients, the highest figures were observed in the Fergana (**518,0 thousand**), Samarkand (**469,5 thousand**) and Andijan (**411,6 thousand**) regions. The lowest figures were recorded in the Syrdarya (**114,1 thousand**), Jizzakh (**151,2 thousand**) and Navoi (**151,8 thousand**) regions.

Among benefit recipients, the highest numbers were noted in the Samarkand (**83,7 thousand**), Kashkadarya (**81,6 thousand**) and Surkhandarya (**68,5 thousand**) regions. The lowest figures were observed in the Syrdarya (**21,4 thousand**), Navoi (**24,0 thousand**), and Bukhara (**29,7 thousand**) regions.

Topic indicators:

[Distribution of pension and benefit recipients by region](#)

[Number of persons receiving pensions and benefits per 10 000 population](#)

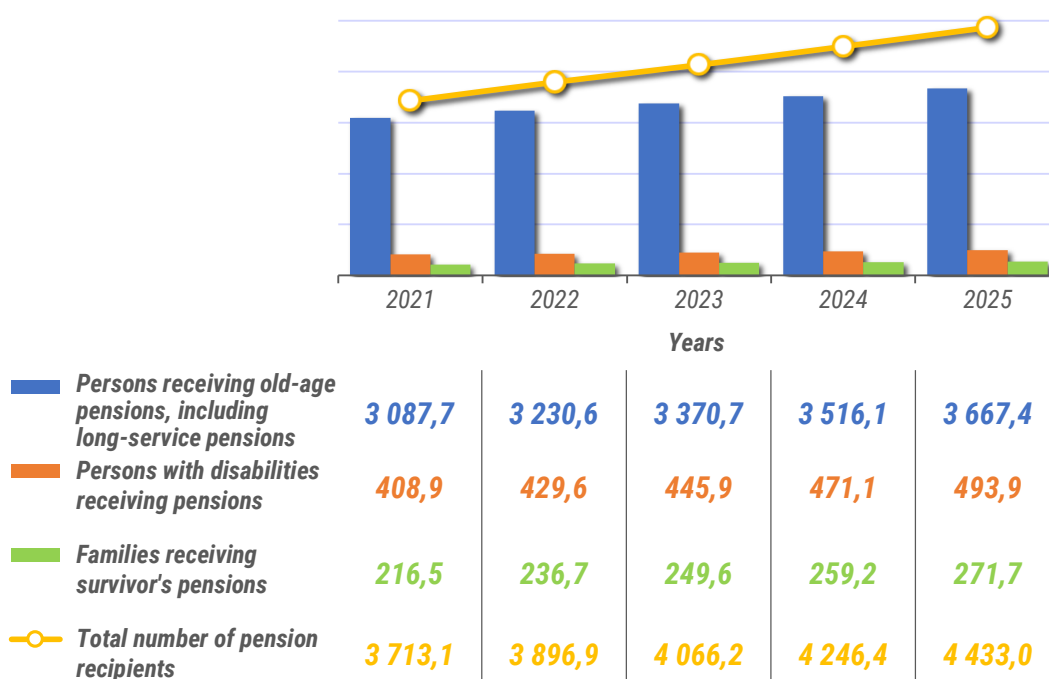
[Growth rate of the number of persons receiving pensions and benefits, as a percentage of the previous year](#)

II. Pension Recipients in the Republic of Uzbekistan

Pension – a monthly cash payment, the right to which is determined in accordance with the conditions and norms established by the Law, and which is provided to individuals upon reaching retirement age, disability, or loss of a breadwinner.

Pension recipients – a category of citizens who are entitled to receive regular cash payments (pensions) in accordance with the law. These payments are provided as social support on the basis of reaching retirement age, disability, loss of a breadwinner, or years of service.

Number of pension recipients in the Republic of Uzbekistan ¹⁾ (for the respective year, in thousands of persons (families))



In the Republic of Uzbekistan, the majority of pension recipients were those receiving old-age pensions, including long-service pensions. In 2025, their number reached **3 667,4 thousand** people, an increase of **151,3 thousand (4,3 %)** compared to 2024.

Additionally, the number of persons with disabilities receiving pensions in 2025 was **493,9 thousand people**. This figure increased by **22,8 thousand (4,8 %)** compared to 2024.

Furthermore, in 2025, the number of families receiving survivor's pensions was **271,7 thousand**, an increase of **12,5 thousand families (4,8 %)** compared to 2024.

¹⁾ Data on pensions in case of the loss of a breadwinner reflect the number of families, rather than individual persons.

Distribution of pension recipients by region
(for 2025, in thousands of persons (families))

	Total	of which:		
		Persons receiving old-age pensions, including long-service pensions	Persons with disabilities receiving pensions	Families receiving survivor's pensions
Republic of Uzbekistan	4 433,0	3 667,4	493,9	271,7
<i>regions:</i>				
Republic of Karakalpakstan	234,6	180,7	36,4	17,5
Andijan region	411,6	346,2	40,8	24,6
Bukhara region	281,3	230,6	37,0	13,7
Jizzakh region	151,2	118,7	18,5	14,0
Kashkadarya region	398,1	323,2	48,5	26,4
Navoi region	151,8	114,9	27,2	9,7
Namangan region	344,7	280,9	39,6	24,2
Samarkand region	469,5	396,8	45,0	27,7
Surkhandarya region	297,4	240,2	35,8	21,4
Syrdarya region	114,1	85,7	21,1	7,3
Tashkent region	409,9	343,9	35,9	30,1
Fergana region	518,0	451,7	44,0	22,3
Khorezm region	243,5	200,3	29,4	13,8
Tashkent City	407,3	353,6	34,7	19,0

In terms of the number of people receiving old-age pensions, including long-service pensions, the highest figures were observed in the Fergana (**451,7 thousand**), Samarkand (**396,8 thousand**) regions and the city of Tashkent (**353,6 thousand**). The lowest figures were recorded in the Syrdarya (**85,7 thousand**), Navoi (**114,9 thousand**) and Jizzakh (**118,7 thousand**) regions.

Among people with disabilities receiving pensions, the highest numbers were noted in the Kashkadarya (**48,5 thousand**), Samarkand (**45,0 thousand**) and Fergana (**44,0 thousand**) regions. The lowest figures were observed in the Jizzakh (**18,5 thousand**), Syrdarya (**21,1 thousand**) and Navoi (**27,2 thousand**) regions.

Regarding the number of families receiving survivor's pensions, the highest figures were recorded in the Tashkent (**30,1 thousand**), Samarkand (**27,7 thousand**) and Kashkadarya (**26,4 thousand**) regions. The lowest figures were noted in the Syrdarya (**7,3 thousand**), Navoi (**9,7 thousand**) and Bukhara (**13,7 thousand**) regions.

Topic indicators:

[Minimum old-age pension](#)

[Growth rate of the minimum old-age pension, as a percentage of the previous year](#)

[Average pension amount](#)

[Growth rate of the average pension amount, as a percentage of the previous year](#)

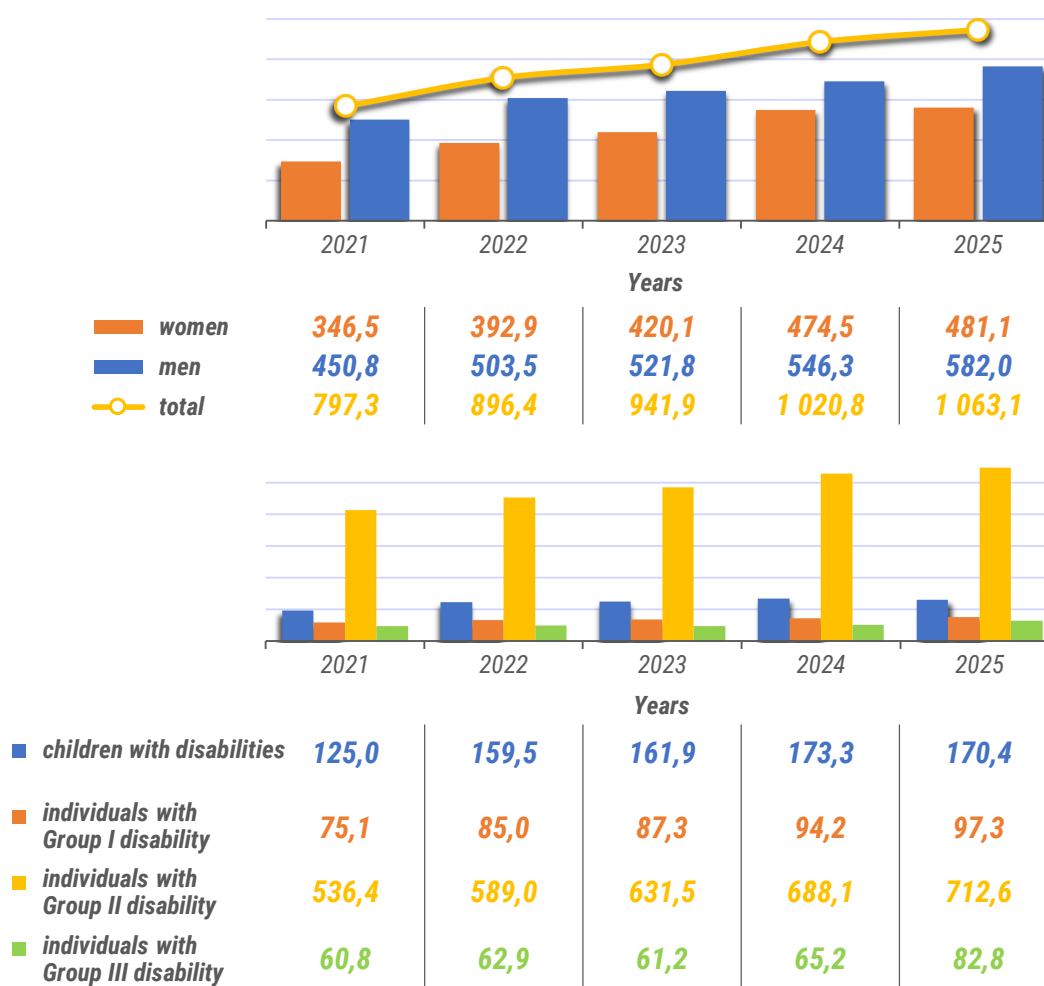
III. Persons with Disabilities in the Republic of Uzbekistan

Person with a disability – a person with long-term physical, mental, sensory, or psychological impairments who requires social assistance and protection, and the creation of conditions for full and effective participation, on an equal basis with others, in the political, economic, and social life of society and the state.

Children (child) with disabilities – persons under the age of 18 who, due to activity limitations resulting from long-term physical, mental, sensory, or psychological impairments, require social assistance and the protection of their rights and legitimate interests by the state and society.

Number of persons with disabilities in the Republic of Uzbekistan

(for the respective year, in thousands of persons)



From 2021 to 2025, the Republic of Uzbekistan saw a steady increase in the total number of persons with disabilities. In 2025, the number of persons with disabilities reached **1 063,1 thousand** and, compared to 2024, increased by **42,3 thousand**, or **4,1 %**.

By gender, the number of women with disabilities in 2025 was **481,1 thousand** and, compared to 2024, increased by **6,6 thousand**, or **1,4 %**, while the number of men was **582,0 thousand** and increased by **35,7 thousand**, or **6,5 %**. The share of women among persons with disabilities was **45,3 %**, and the share of men was **54,7 %**.

In 2025, the number of children with disabilities was **170,4 thousand** and, compared to 2024, decreased by **2,9 thousand**, or **1,7 %**.

By disability group, the number of individuals with Group I disability in 2025 was **97,3 thousand** and, compared to 2024, increased by **3,1 thousand**, or **3,3 %**. The number of individuals with Group II disability was **712,6 thousand** and increased by **24,5 thousand**, or **3,6 %**. The number of individuals with Group III disability was **82,8 thousand** and increased by **17,6 thousand**, or **27,0 %**.

Distribution of individuals with disabilities by region

(for 2025, in thousands of persons)

	Total	of whom:				Including by gender:	
		children	Group I	Group II	Group III	women	men
Republic of Uzbekistan	1 063,1	170,4	97,3	712,6	82,8	481,1	582,0
<i>regions:</i>							
Republic of Karakalpakstan	69,8	10,5	7,5	49,0	2,8	31,1	38,7
Andijan region	90,3	15,6	8,4	57,9	8,4	41,4	48,9
Bukhara region	63,7	6,6	5,6	47,6	3,9	28,9	34,8
Jizzakh region	45,6	8,7	3,9	29,4	3,6	20,6	25,0
Kashkadarya region	113,4	20,3	9,0	77,4	6,7	51,9	61,5
Navoi region	49,3	7,1	4,5	34,1	3,6	23,2	26,1
Namangan region	85,6	12,9	6,6	59,2	6,9	39,9	45,7
Samarkand region	111,1	20,1	11,9	70,0	9,1	50,2	60,9
Surkhandarya region	89,3	16,6	8,2	58,4	6,1	40,4	48,9
Syrdarya region	39,7	6,1	2,6	29,0	2,0	18,3	21,4
Tashkent region	76,8	11,1	7,0	49,3	9,4	33,3	43,5
Fergana region	95,7	15,1	8,9	62,0	9,7	42,1	53,6
Khorezm region	64,2	10,4	7,6	43,4	2,8	29,7	34,5
Tashkent City	68,6	9,3	5,6	45,9	7,8	30,1	38,5

In 2025, the highest number of people with disabilities was recorded in the Kashkadarya (**113,4 thousand**), Samarkand (**111,1 thousand**) and Fergana (**95,7 thousand**) regions. The lowest figures were recorded in the Syrdarya (**39,7 thousand**), Jizzakh (**45,6 thousand**) and Navoi (**49,3 thousand**) regions.

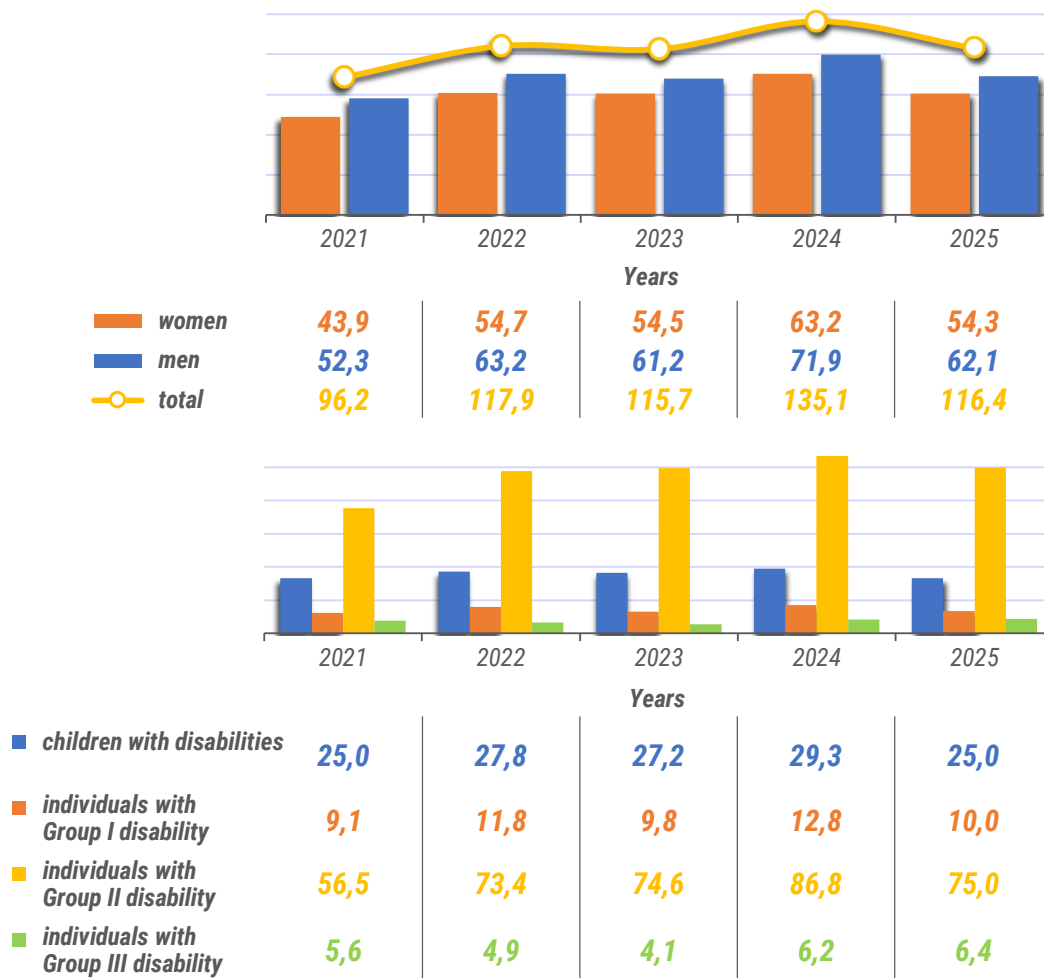
By gender breakdown, the proportion of men among people with disabilities exceeded that of women in all regions. The highest proportion of women was observed in the Navoi (**47,1 %**), Namangan (**46,6 %**) and Khorezm (**46,3 %**) regions. At the same time, the highest proportion of men was recorded in the Tashkent region (**56,6 %**), the city of Tashkent (**56,1 %**) and the Fergana region (**56,0 %**).

Regarding the number of children with disabilities, the highest figures were recorded in the Kashkadarya (**20,3 thousand**), Samarkand (**20,1 thousand**) and Surkhandarya (**16,6 thousand**) regions. The lowest figures were observed in the Syrdarya (**6,1 thousand**), Bukhara (**6,6 thousand**) and Navoi (**7,1 thousand**) regions.

Among individuals with Group I disabilities, the highest numbers were recorded in Samarkand (**11,9 thousand**), Kashkadarya (**9,0 thousand**) and Fergana (**8,9 thousand**) regions. The lowest figures were noted in Syrdarya (**2,6 thousand**), Jizzakh (**3,9 thousand**) and Navoi (**4,5 thousand**) regions. For individuals with Group II disabilities, the highest figures were observed in Kashkadarya (**77,4 thousand**), Samarkand (**70,0 thousand**) and Fergana (**62,0 thousand**) regions. The lowest figures were recorded in Syrdarya (**29,0 thousand**), Jizzakh (**29,4 thousand**) and Navoi (**34,1 thousand**) regions. Regarding the number of individuals with Group III disabilities, the highest figures were noted in Fergana (**9,7 thousand**), Tashkent (**9,4 thousand**) and Samarkand (**9,1 thousand**) regions. The lowest figures were observed in Syrdarya region (**2,0 thousand**), as well as in the Republic of Karakalpakstan and Khorezm region (**2,8 thousand each**).

Number of people newly recognized as having a disability in the Republic of Uzbekistan

(for the respective year, in thousands of persons)



In the Republic of Uzbekistan, the number of people newly recognized as having a disability in 2025 was **116,4 thousand**, a decrease of **18,7 thousand**, or **13,8%**, compared to 2024.

By gender, the number of women newly recognized as having a disability in 2025 was **54,3 thousand**, a decrease of **8,9 thousand (14,1 %)** compared to 2024. The number of men was **62,1 thousand**, a decrease of **9,8 thousand (13,6 %)**. Women accounted for **46,6 %** of those newly recognized as having a disability, while men accounted for **53,4 %**.

In 2025, the number of children newly recognized as having a disability was **25,0 thousand**, a decrease of **4,3 thousand (14,7 %)** compared to 2024.

By disability group, the number of people newly recognized with a Group I disability in 2025 was **10,0 thousand**, a decrease of **2,8 thousand (21,9 %)** compared to 2024. The number of people newly recognized with a Group II disability was **75,0 thousand**, a decrease of **11,8 thousand (13,6 %)**. The number of people newly recognized with a Group III disability was **6,4 thousand**, an increase of **0,2 thousand (3,2 %)**.

Distribution of people newly recognized as having a disability, by region

(for 2025, in thousands of persons)

	Total	of whom:				including by gender:	
		children	Group I	Group II	Group III	women	men
Republic of Uzbekistan	116,4	25,0	10,0	75,0	6,4	54,3	62,1
<i>regions:</i>							
Republic of Karakalpakstan	5,7	1,3	0,7	3,5	0,2	2,6	3,1
Andijan region	9,8	2,0	0,9	6,3	0,6	4,6	5,2
Bukhara region	5,0	0,8	0,4	3,6	0,2	2,3	2,7
Jizzakh region	5,2	1,3	0,3	3,1	0,5	2,3	2,9
Kashkadarya region	12,2	2,7	0,7	8,4	0,4	5,9	6,3
Navoi region	5,3	1,0	0,4	3,4	0,5	2,6	2,7
Namangan region	8,6	1,7	0,6	5,8	0,5	4,2	4,4
Samarkand region	10,5	2,7	0,9	6,3	0,6	4,7	5,8
Surkhandarya region	9,3	2,6	0,6	5,5	0,6	4,5	4,8
Syrdarya region	4,2	0,9	0,3	2,7	0,3	2,0	2,2
Tashkent region	7,5	1,5	0,7	4,6	0,7	3,3	4,2
Fergana region	8,1	1,9	0,6	5,0	0,6	3,7	4,4
Khorezm region	6,9	1,3	0,8	4,6	0,2	3,5	3,4
Tashkent City	18,1	3,3	2,1	12,2	0,5	8,1	10,0

In 2025, the highest number of newly registered persons with disabilities was recorded in Tashkent City (**18,1 thousand**), Kashkadarya (**12,2 thousand**) and Samarkand (**10,5 thousand**) regions. The lowest figures were noted in Syrdarya (**4,2 thousand**), Bukhara (**5,0 thousand**) and Jizzakh (**5,2 thousand**) regions.

In the gender breakdown, the share of men among newly registered persons with disabilities exceeded the share of women in most regions. The highest proportion of women was observed in Khorezm (**50,7 %**), Navoi (**49,1 %**) and Namangan (**48,8 %**) regions. At the same time, the highest proportion of men was recorded in Tashkent (**56,0 %**) and Jizzakh (**55,8 %**) regions, as well as in the Samarkand region and Tashkent City (**55,2 % each**).

Regarding the number of newly registered children with disabilities, the highest figures were noted in Tashkent City (**3,3 thousand**), as well as in the Kashkadarya and Samarkand regions (**2,7 thousand each**). The lowest figures were observed in Bukhara (**0,8 thousand**), Syrdarya (**0,9 thousand**) and Navoi (**1,0 thousand**) regions.

Among individuals newly recognized with Group I disability, the highest number was recorded in the city of Tashkent (**2,1 thousand**), as well as in the Andijan and Samarkand regions (**0,9 thousand each**). The lowest figures were noted in the Jizzakh and Syrdarya regions (**0,3 thousand each**), as well as in the Bukhara and Navoi regions (**0,4 thousand each**). For Group II disability, the highest figures were observed in the city of Tashkent (**12,2 thousand**), Kashkadarya (**8,4 thousand**), Andijan and Samarkand (**6,3 thousand each**) regions. The lowest figures were recorded in the Syrdarya (**2,7 thousand**), Jizzakh (**3,1 thousand**) and Navoi (**3,4 thousand**) regions. For Group III disability, the highest figures were noted in the Tashkent region (**0,7 thousand**), as well as in the Andijan, Samarkand, Surkhandarya and Fergana regions (**0,6 thousand each**). The lowest figures were observed in the Republic of Karakalpakstan, Bukhara and Khorezm regions (**0,2 thousand each**).

Topic indicators:

[*Number of individuals newly recognized with a disability \(total\)*](#)

[*Number of women newly recognized with a disability*](#)

[*Number of men newly recognized with a disability*](#)

[*Number of girls newly recognized as children with a disability*](#)

[*Number of boys newly recognized as children with a disability*](#)

IV. Methodological Explanations and Metadata on Social Protection

Social protection is a set of legal, economic, and social measures aimed at providing social and material security for the population. It encompasses support for citizens who need assistance due to age, health, social status, or insufficient means of subsistence. Its **main goal** is to improve public well-being, reduce social inequalities, and ensure a decent standard of living.

Statistical information on social protection in the Republic of Uzbekistan is compiled from annual statistical reports and administrative data from authorized government agencies. This consolidated data is used to describe the state and development of the pension system, social support programs, and the registration of persons with disabilities.

Statistical data on **pension recipients** is compiled from the annual statistical reporting form **1 pensiya** "Report on the Number of Pensioners and Pensions Awarded to Them"

This report is submitted by the Off-Budget Pension Fund under the Ministry of Economy and Finance, the Ministry of Internal Affairs, the State Security Service, the Ministry of Defense, the National Guard, the Ministry of Emergency Situations, the Customs Committee under the Ministry of Economy and Finance of the Republic of Uzbekistan, and the Supreme Court. This data is used to generate indicators on the number of pension recipients, the distribution of pensioners by pension type, and the pensions awarded to them.

Statistical information on **benefit recipients** is generated based on the benefits section of the annual statistical report **1-pensiya**, provided by the National Agency for Social Protection under the President of the Republic of Uzbekistan. This report contains data on the number of benefit recipients and the benefits assigned to them, including breakdowns by specific recipient categories: persons with disabilities since childhood and persons under 18 infected with HIV; other categories of persons with disabilities; women aged 60 and over and men aged 65 and over; mothers aged 55 and over who have a child with a disability since childhood; and recipients of survivor's benefits.

Statistical data on persons with disabilities and the causes of disability are generated based on the annual statistical report **1-nogironlik** ("Report on Persons with Disabilities and the Causes of Disability"), provided by the National Agency for Social Protection under the President of the Republic of Uzbekistan. This report includes information on the number of persons with disabilities, children with disabilities, distribution by disability group, causes of disability, and age group, as well as data on initial disability assessments and re-examination results.

The aggregated statistical data are used to monitor the status of the social protection system, prepare analytical materials, make managerial decisions, and provide informational support for government programs in the social sphere.

Useful links:

[Law of the Republic of Uzbekistan "On state pension provision for citizens" \(No. 938-XII of September 3, 1993\)](#)

[Law of the Republic of Uzbekistan "On the Rights of Persons with Disabilities" \(No. ZRU-641 of October 15, 2020\)](#)

[Resolution of the Cabinet of Ministers of the Republic of Uzbekistan "On the approval of the regulation on the procedure for assigning and paying state pensions" \(No. 592 of October 13, 2022\)](#)

[Resolution of the Cabinet of Ministers of the Republic of Uzbekistan "On additional measures for the assignment of benefits and material assistance to certain categories of persons in need of social protection, as well as the approval of regulations on the procedure for payment and improving the quality of public services through the widespread introduction of modern information technologies in this area" \(No. 119 of March 23, 2023\)](#)

[Methodological Provisions for Generating Social Protection Statistics Indicators](#)

Responsible for publication:
Department of Social Sphere
and Sustainable Development
Statistics

Address: 63 Mustakillik Avenue,
Tashkent, 100170
Email: info@stat.uz
Tel.: (71) 203-80-00 (ext. 1305)

