

Retail and Wholesale Trade Turnover of the Republic of Uzbekistan

Preliminary data for January-March 2026

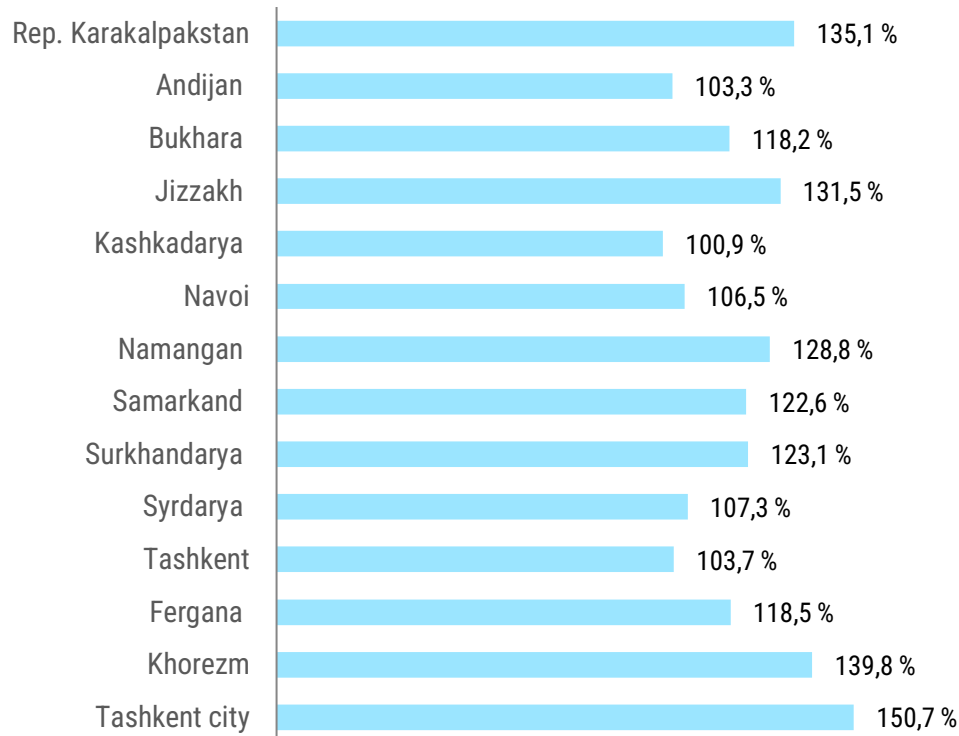
- I. Retail Trade Turnover
- II. Wholesale Trade Turnover
- III. Catering Enterprise Turnover
- IV. Metadata
- V. Links to Relevant Publications

I. Retail Trade Turnover

As of April 1, 2026, the number of commercial enterprises operating in the retail trade sector was 86 965, of which 438 were large operating enterprises and 86 527 were small enterprises and microfirms.

In January-March 2026, retail trade turnover reached 123 961,9 billion UZS, an increase of 25,4% compared to the same period in 2025. The turnover of large enterprises was 21 115,5 billion UZS (a growth rate of 128,0%), while that of small businesses and private entrepreneurship was 102 846,4 billion UZS (a growth rate of 124,9%).

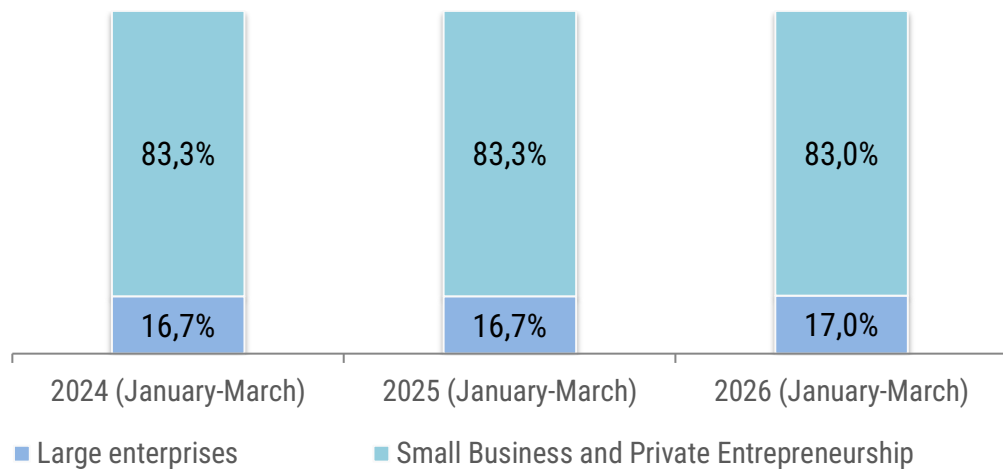
Retail Trade Growth Rates by Region *for January-March 2026*



Related Indicators:

[Retail Trade Volume by Region \(monthly\)](#)

Dynamics of the Share of Large Enterprises, Small Businesses, and Private Entrepreneurship in Total Retail Trade Volume



II. Wholesale Trade Turnover

As of April 1, 2026, the number of commercial enterprises operating in the wholesale trade sector was 53 278, of which 418 were large operating enterprises and 52 860 were small enterprises and microfirms.

According to preliminary data, the wholesale trade turnover in January-March 2026 reached 109 857,4 billion UZS, an increase of 10,9% compared to the same period in 2025.

The wholesale trade turnover of large enterprises was 30 692,5 billion UZS (growth rate – 104,9%), while the turnover of small businesses was 79 164,9 billion UZS (growth rate – 113,4%). The share of small businesses in the republic's total wholesale trade volume was 72,1%.

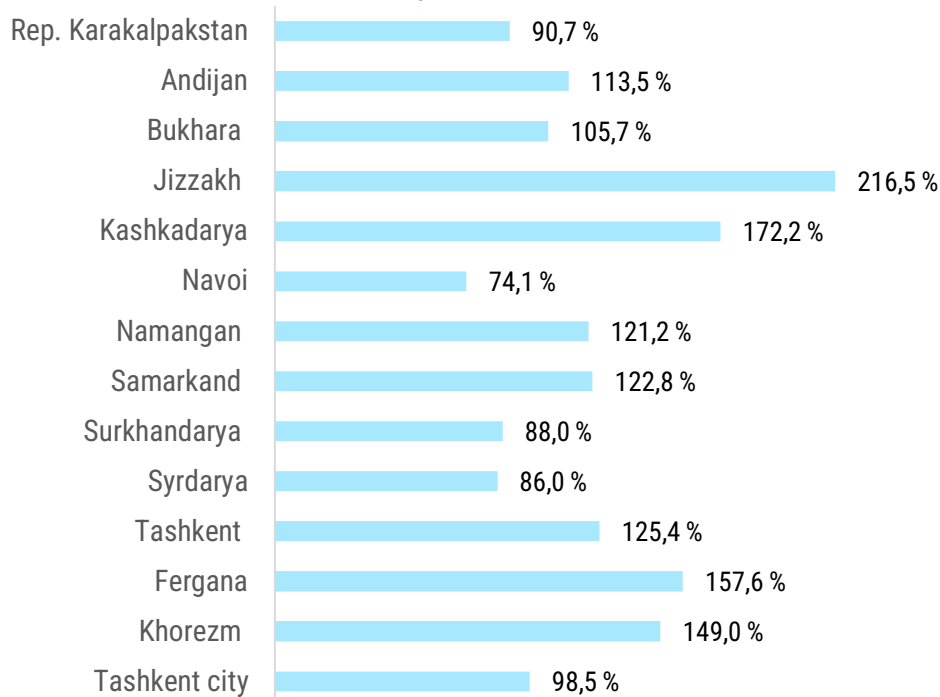
Wholesale trade volume dynamics
for January-March 2026, in billion UZS



Related indicators:

[Wholesale trade volume by region \(monthly\)](#)

Wholesale trade growth rates by region for January-March 2026



Related indicators:

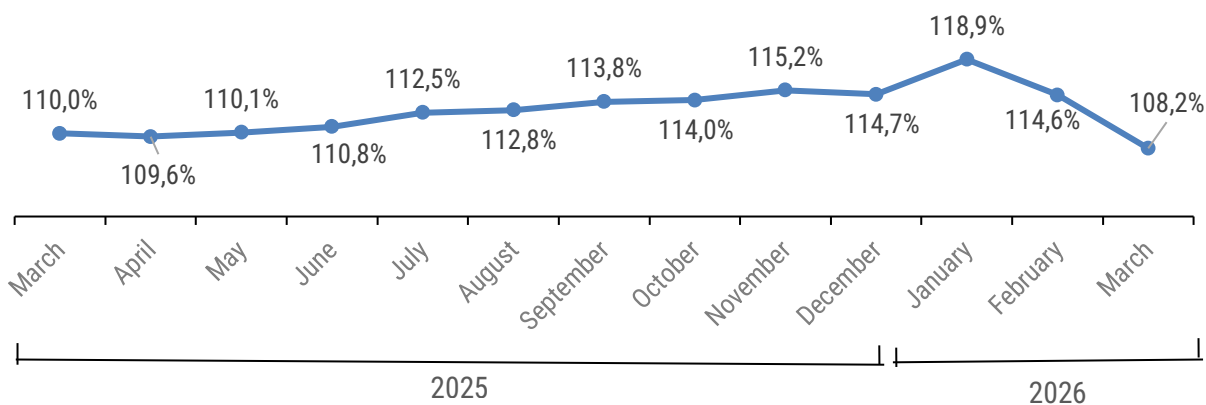
[Wholesale trade growth rates by region \(monthly\)](#)

III. Food service industry turnover

As of April 1, 2026, the number of commercial enterprises operating in the food service sector was 27 312 of which 135 were large operating enterprises and 27 177 were small enterprises and micro-firms.

In January-March 2026, the food service industry turnover amounted to 49 804,5 billion UZS, an increase of 8,2% compared to the same period in 2025. Small businesses accounted for 78,9% of the trade turnover, while large enterprises accounted for 21,1%.

Food service industry turnover growth rate dynamics January-March 2026





IV. Metadata

The statistical indicators for wholesale and retail trade turnover were compiled using the regulatory legal acts of the Republic of Uzbekistan that govern the activities of wholesale and retail trade enterprises and organizations, as well as international guidelines and recommendations: "System of National Accounts 2008 (SNA 2008)," "International Recommendations for Retail and Wholesale Trade Statistics" (UN, 2008), and "Methodological Recommendations for Statistical Observation of Retail Trade Turnover and Calculation of its Physical Volume Index" (CIS Statistical Committee, 2011).

Wholesale and retail trade turnover statistics are calculated taking into account the results of the statistical assessment of the shadow economy.

In some cases, minor discrepancies between the total and the sum of its components are due to data rounding.

V. Links to Relevant Publications

[Wholesale Trade Volume by Region \(by month\)](#)

[Wholesale Trade Growth Rates by Region \(by month\)](#)

[Retail Trade Volume by Region \(by month\)](#)

[Retail Trade Volume Growth Rates by Region \(by month\)](#)

[Retail Trade Volume per Capita \(by region, by month\)](#)

[Retail Trade Volume per Capita Growth Rates \(by region, by month\)](#)

[Trade Volume of Catering Enterprises \(by region, by month\)](#)

[Trade Volume Growth Rates of Catering Enterprises \(by region, by month\)](#)

Responsible for the release:
*Department of Foreign Economic
Activity and Trade Statistics*

Address: 63 Mustaqillik Avenue,
Tashkent, 100170.
Email: info@stat.uz
Tel.: 71-203-80-00 (ext. 1180,
1185)

