




2024- YILNING YANVAR-OKTABR OYIDA O'ZBEKISTON RESPUBLIKASI IQTISODIY HOLATI

SANOAT ISHLAB CHIQRISH FIZIK HAJMI INDEKSI (% da)



ISTE'MOL NARXLARI INDEKSI (o'tgan yilning dekabriga nisbatan, % da)



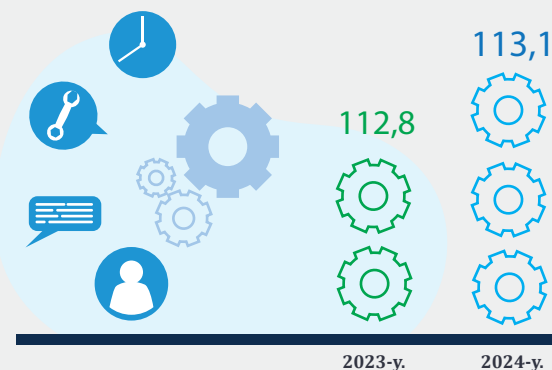
CHAKANA SAVDO TOVAR AYLANMASI O'SISH SUR'ATI (% da)




QURILISH ISHLARI HAJMINING O'SISH SUR'ATI (% da)



BOZOR XIZMATLARI HAJMINING O'SISH SUR'ATI (% da)



TASHQI SAVDO AYLANMASI O'SISH SUR'ATI (% da)



KORXONA VA TASHKILOTLAR SONI

(fermer va dehqon xo'jaliklaridan tashqari, 1- noyabr holatiga, birlikda)

Ro'yxatdan o'tgan:

682 126 723 547



2023-y. 2024-y.



Faoliyat ko'rsatayotgan:

490 356 469 409



2023-y. 2024-y.

KICHIK TADBIRKORLIK (BIZNES) SUBYEKTLARI SONI

(fermer va dehqon xo'jaliklaridan tashqari, 1- noyabr holatiga, birlikda)

Ro'yxatdan o'tgan:

608 930 649 627



2023-y. 2024-y.



Faoliyat ko'rsatayotgan:

422 586 402 209



2023-y. 2024-y.