



Average monthly nominal accrued wages in the Republic of Uzbekistan

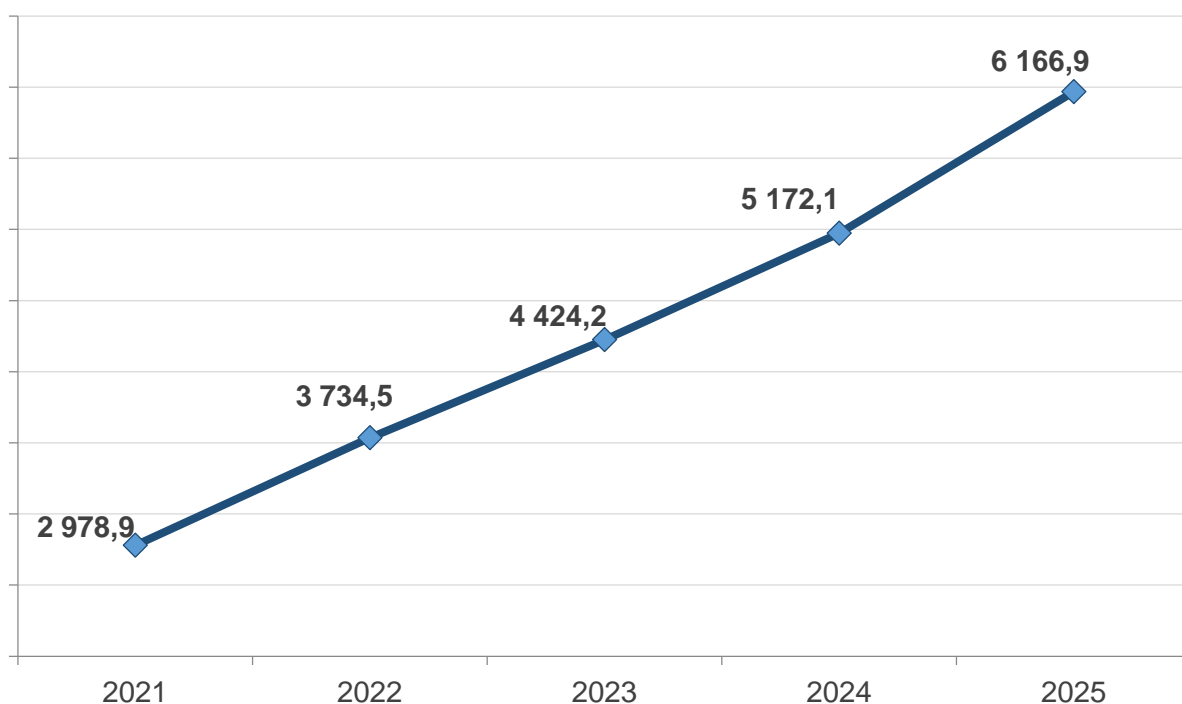
for January-September 2025 (preliminary data)

- I. Average monthly nominal accrued wages by year
- II. Average nominal accrued wages by region
- III. Average nominal accrued wages by type of economic activity
- IV. Average nominal accrued wages by type of economic activity
- V. Methodological notes and metadata on average monthly nominal accrued Wages.

I. Dynamics of average monthly nominal accrued wages by year.

In the Republic of Uzbekistan, in January-September 2025, the average monthly salary amounted to 6 166,9 thousand soums, which is 19,2% more than the same period of the last year.

Average monthly salary by year, thousand soums



Indicators related to the topic:

[Average monthly nominal accrued wages by type of economic activity \(quarterly\)](#)
[Average monthly nominal accrued wages by type of economic activity \(annual\)](#)
[Average monthly nominal accrued wages \(quarterly\)](#)
[Average monthly nominal accrued wages \(annual\)](#)



II. Average nominal accrued wages by region.

Data on the average nominal wage by region for January–September 2025 are presented in comparison with the same period in 2024.

	Thousand soums	Growth rate, %
Republic of Uzbekistan	6 166,9	119,2
Republic of Karakalpakstan	4 902,3	117,6
Andijan	4 996,5	112,0
Bukhara	4 953,1	118,2
Jizzakh	4 589,0	119,2
Kashkadarya	4 270,8	117,2
Navoi	7 612,3	115,1
Namangan	4 543,8	120,9
Samarkand	4 853,3	124,8
Surkhandarya	4 347,2	118,4
Syrdarya	4 930,8	120,7
Tashkent	5 803,6	117,3
Fergana	4 574,5	119,8
Khorezm	4 833,7	117,6
Tashkent city	10 379,6	118,7

By region, the average monthly nominal wage in Tashkent city amounted to **10 379,6** thousand soums, an increase of **18,7%** compared to the same period last year.

Also, this indicator amounted to **4 853,3** thousand soums in Samarkand region (the growth rate compared to the same period last year was 124,8%), **4 543,8** thousand soums in Namangan region (120,9%), **4 930,8** thousand soums in Syrdarya region (120,7%), **4 574,5** thousand soums in Fergana region (119,8%) and **4 589,0** thousand soums in the Jizzakh region (119,2%).

In turn, the average monthly nominal accrued wages in Andijan region amounted to **4 996,5** thousand soums (112,0%), in Navoi region – **7 612,3** thousand soums (115,1%), in Kashkadarya region – **4 270,8** thousand soums (117,2%), in Tashkent region – **5 803,6** thousand soums (117,3%), in Khorezm region – **4 833,7** thousand soums (117,6%), in the Republic of Karakalpakstan – **4 902,3** thousand soums (117,6%), in Bukhara region – **4 953,1** thousand soums (118,2%), in Surkhandarya region – **4 347,2** thousand soums (118,4%), and at a lower growth rate compared to other regions.

Indicators related to the topic:

[Average monthly nominal wages by type of economic activity \(quarterly\)](#)



III. Average nominal accrued wages by type of economic activity.

Data on the average nominal accrued wage by type of economic activity relates to January–September 2025 and is compared with the same period in 2024. This comparison allowed for an analysis of differences and changes in wages across economic sectors.

Name of the type of economic activity	thousand soums	Growth rate, %
Industry	7 301,0	116,3
Construction	6 342,6	109,2
Trade	6 875,6	112,1
Transportation and storage	9 382,1	116,7
Accommodation and food services	5 122,8	110,1
Information and communication	14 985,8	116,6
Banking, insurance, leasing, lending and intermediary services	16 828,9	115,6
Education	4 188,5	119,8
Health care and social services	3 765,4	114,6
Arts, Entertainment, and Leisure	5 114,7	122,8
Average indicator	6 166,9	119,2

The highest growth rate of average nominal wages by economic activity was recorded in the arts, entertainment, and recreation sector. In this sector, wages increased by **22,8%** compared to the same period in 2024, reaching **5 114,7** soums, the highest figure among all sectors. In education, wages also increased by **19,8%**, reaching **4 188,5** soums. In transportation and storage, wages increased by **16,7%**, reaching **9 382,1** soums. In information and communications, the average wage was **14 985,8** soums, representing a **16,6%** increase. In industry, the average wage was **7 301,0** soums, also confirming a **16,3%** increase.

In particular, in the construction services sector, wages amounted to **6 342,6** thousand soums, which is only **9,2%** more than last year. In the accommodation and food services sector, this figure was **5 122,8** thousand soums, representing an increase of **10,1%**. In the trade sector, the average wage was **6 875,6** thousand soums, representing an increase of **12,1%**. In the healthcare and social services sector, wages amounted to **3 765,4** thousand soums, recording an increase of **14,6%**. In the banking, insurance, leasing, lending, and financial intermediation sector, the average wage was **16 828,9** thousand soums, representing an increase of **15,6%**.

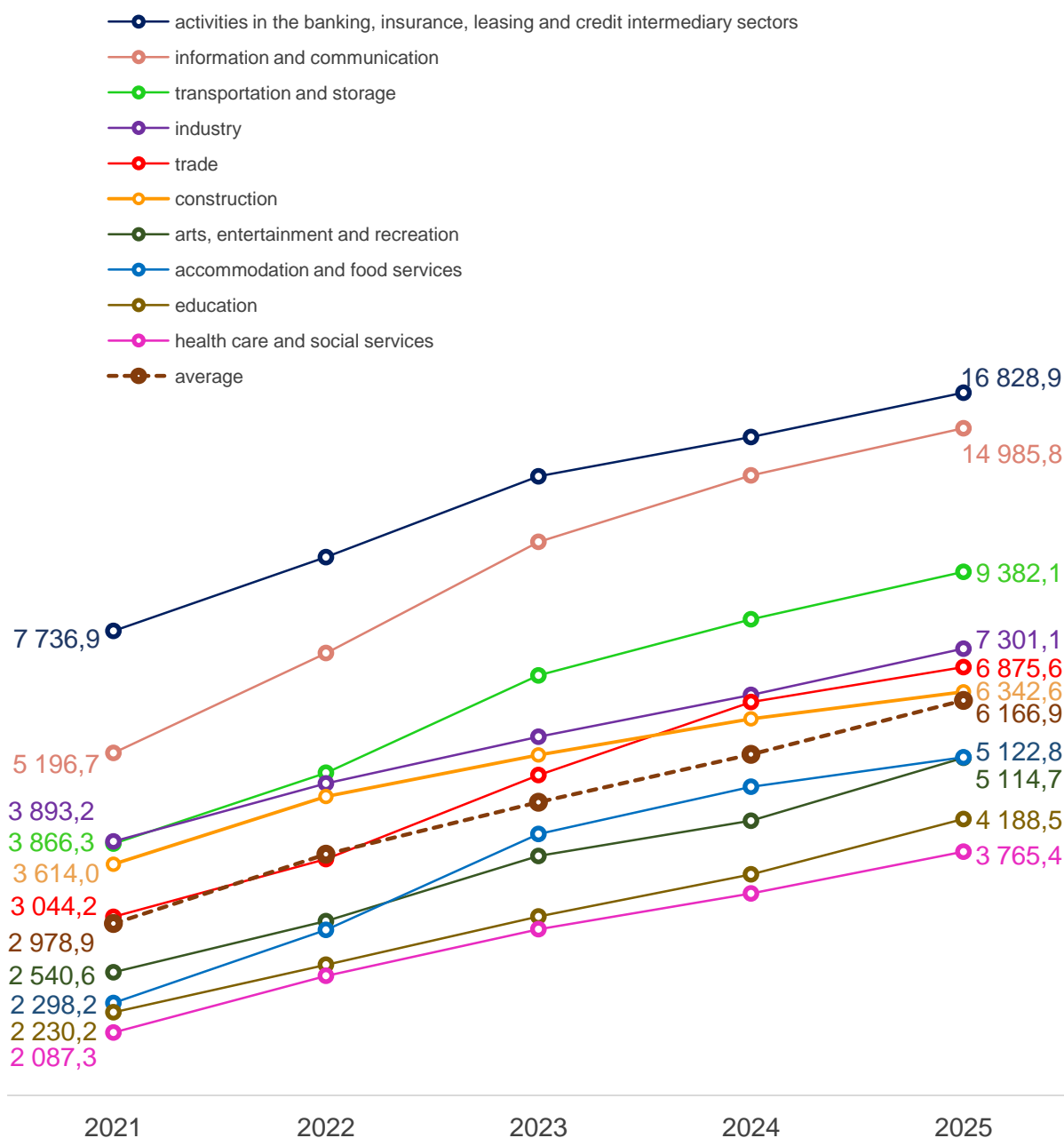
Indicators related to the topic:

[Average monthly nominal wages by type of economic activity \(quarterly\)](#)

IV. Dynamics of the average nominal accrued wage by type of economic activity.

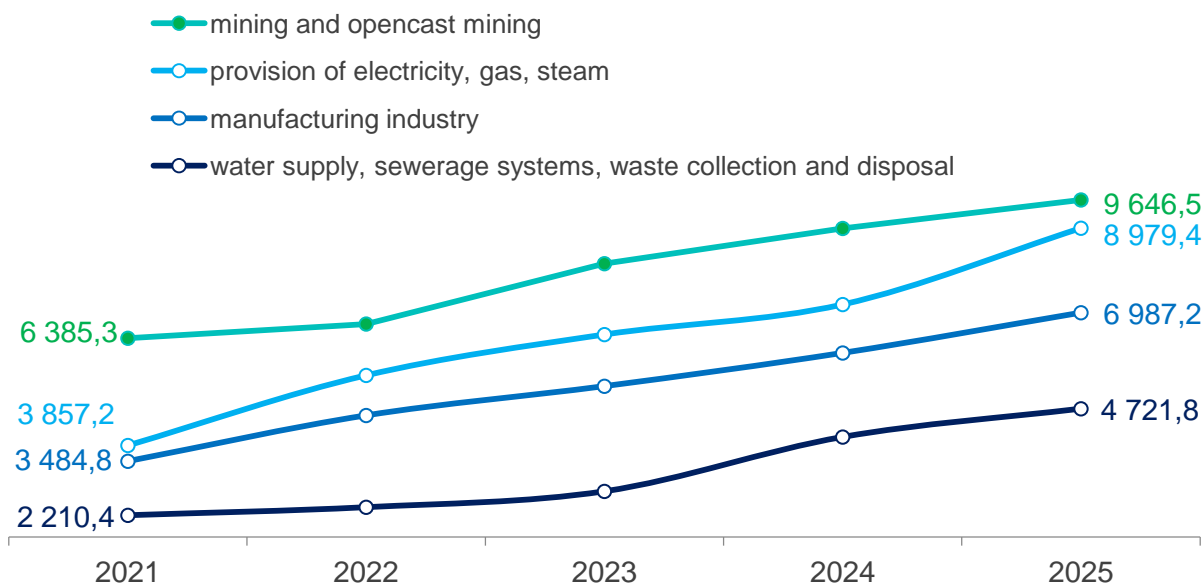
An analysis of data on changes in average monthly wages by type of economic activity over the past five years shows that in the banking, insurance, leasing, and credit intermediary sectors, wages amounted to **16 828,9** thousand soums, an increase of **9 092,0** thousand soums compared to the same period in 2021. Also, in the information and communications sector, wages increased by **9 789,1** thousand soums, in transportation and storage - by **5 515,8** thousand soums, in industry - by **3 407,9** thousand soums, in construction - by **2 728,6** thousand soums, and in the accommodation and food services sector - by **2 824,6** thousand soums.

Dynamics of average monthly wages by type of economic activity, thousand soums



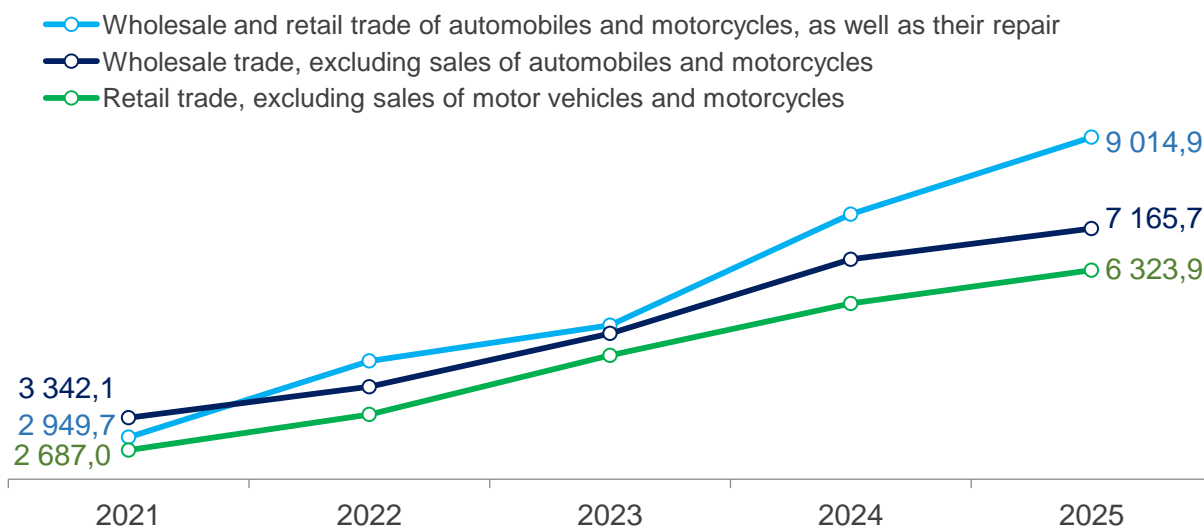
In **industry**, the average monthly wage was **7 301,0** thousand soums. The average wage distribution by industry is as follows: **9 646,5** thousand soums in mining and open-pit mining; **8 979,4** thousand soums in electricity, gas, steam, and air conditioning; **6 987,2** thousand soums in manufacturing, and in the sphere of water supply, sewerage systems, and waste collection and disposal - **4 721,8** thousand soums.

**Average monthly wage dynamics in industry,
thousand soums:**



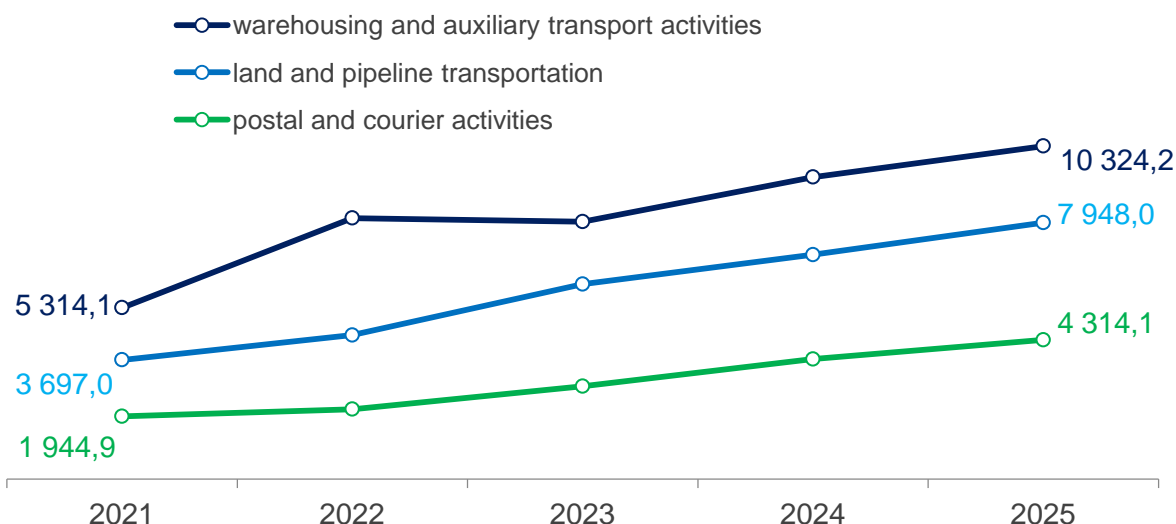
In **trade**, the average monthly wage was **6 875,6** thousand soums. In terms of industries, the following average monthly wages are observed in wholesale and retail trade in cars and motorcycles, as well as in their repair – **9 014,9** thousand soums, in wholesale trade, excluding the sale of cars and motorcycles – **7 165,7** thousand soums, and in retail trade, excluding the sale of cars and motorcycles – **6 323,9** thousand soums.

Dynamics of the average monthly salary in trade, thousand soums:



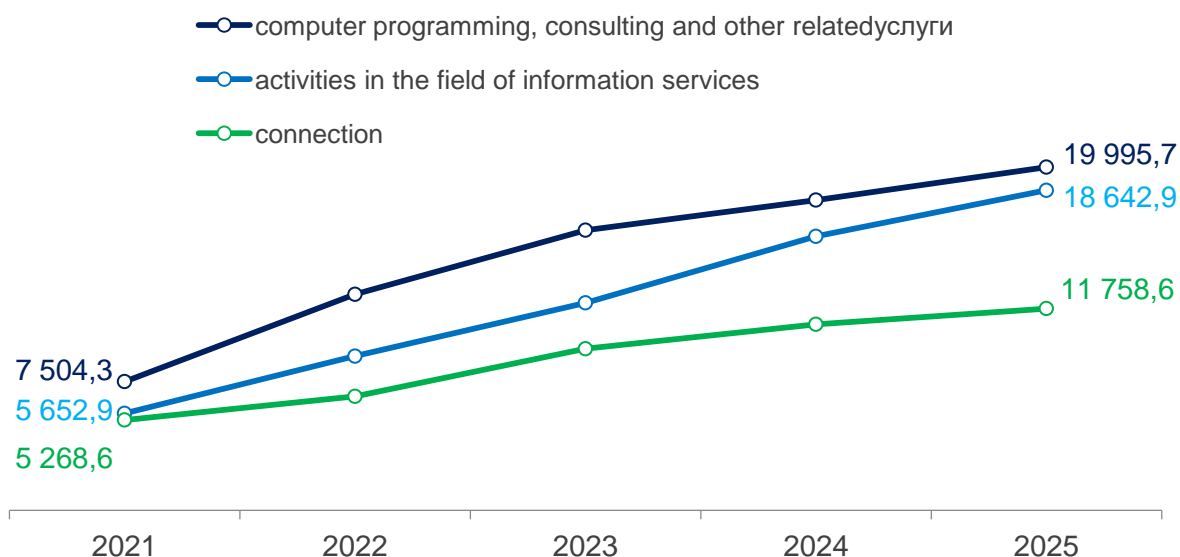
In the **transportation and storage sector**, the average monthly salary was **9 382,1** thousand soums. The average salary level by industry is distributed as follows: in warehousing and auxiliary transport — **10 324,2** thousand soums, in land transportation and pipeline transport — **7 948,0** thousand soums, in postal and courier activities — **4 314,1** thousand soums

Dynamics of the average monthly wage in the transportation and storage sector, thousand soums:



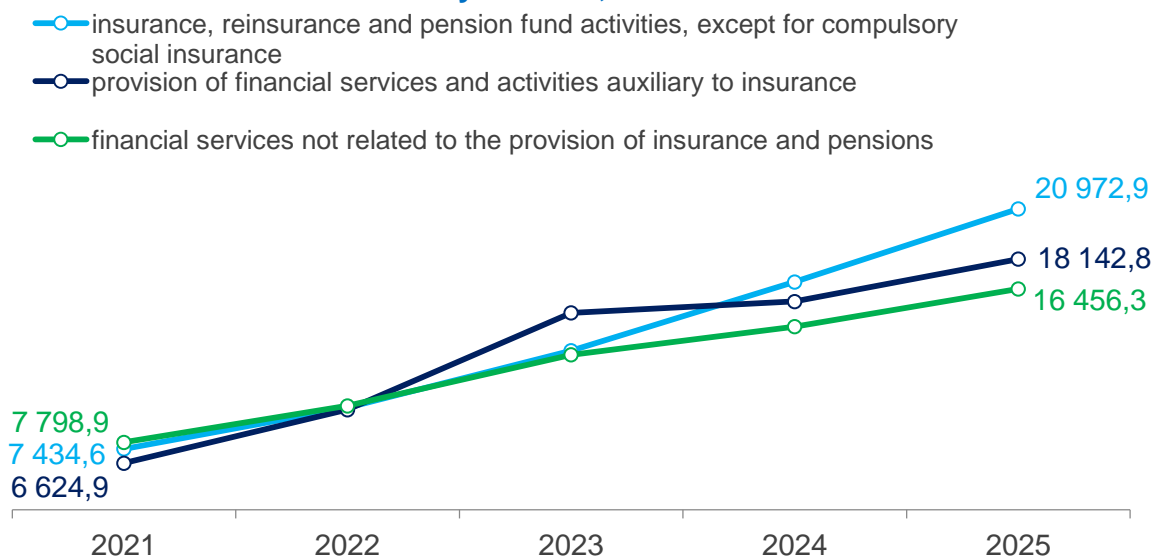
In the **information technology and communications sector**, the average monthly salary was **14 985,8** thousand soums. The average salary by industry was **19 995,7** thousand soums in computer programming, consulting, and other related services; **18 642,9** thousand soums in information services; and **11 758,6** thousand soums in communications.

Dynamics of average monthly wages in the field of information technology and communications, thousand soums:



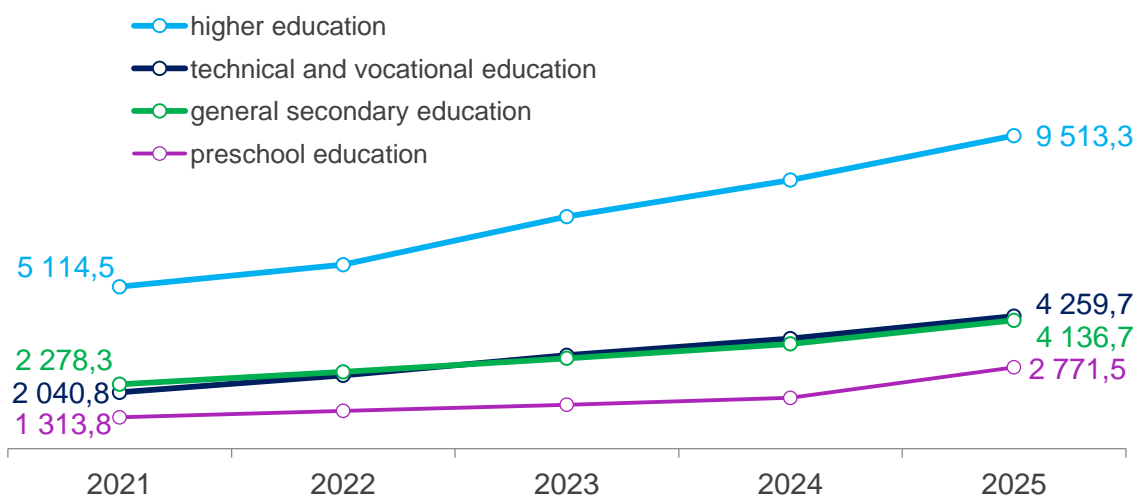
In the banking, insurance, leasing, and credit intermediary sectors, the average monthly salary amounted to **16 828,9** thousand soums. Within this sector, the average salary is distributed as follows: insurance, reinsurance and pension fund activities, except for compulsory social insurance —**20 972,9** thousand soums; financial services and ancillary activities in the insurance sector—**18 142,8** thousand soums; and financial services not related to insurance and pension provision—**16 456,3** thousand soums.

Average monthly salary in the banking, insurance, leasing and credit intermediary sectors, thousand soums:



The average monthly salary in the education sector amounted to **4 188,5** thousand soums, while in terms of its structure, the average monthly salary in the field of higher education amounted to **9 513,3** thousand soums, technical and vocational education – **4 259,7** thousand soums, general secondary education – **4 136,7** thousand soums and preschool education – **2 771,5** thousand soums.

Average monthly salary in the main branches of education, thousand soums:



Indicators related to the topic:

[Average monthly nominal wages by type of economic activity \(quarterly\)](#)



V. Methodological explanations and metadata on the average monthly nominal accrued wages.

Information on the average monthly salary in the Republic of Uzbekistan is based on statistical reports submitted by enterprises and organizations in electronic form, online, excluding small enterprises, microfirms and agricultural enterprises.

Data on average monthly wages for all enterprises and organizations of the Republic, including small enterprises, micro-firms and farms, are compiled and published once a year.

For reference: According to the Decree of the President of the Republic of Uzbekistan dated April 7, 2014 No. DP-4609, small business entities and farms are required to submit statistical reports to statistical authorities annually.

Nominal accrued wages are income accrued to an individual in monetary form for work performed by an employee over a certain period (hour, month, year) in exchange for manufactured products (work performed or services rendered), taking into account taxes and other payments based on current legislation.

The nominal accrued wages for the reporting month are calculated using the following formula:

$$W_n = \frac{F}{L}$$

where:

W_n – nominal accrued wages;

F – Income in the form of wages of individuals accrued for the reporting month;

L – average number of employees for the reporting month;

The calculation of the nominal average monthly salary is carried out in accordance with the Methodological recommendations for assessing the level of wages in the economy, approved by the Resolution of the National Statistics Committee of the Republic of Uzbekistan dated May 30, 2025 No. 8.

Metadata link:

[Methodological provisions for determining the amount of wages in the economy
\(https://lib.stat.uz/uz/features/demografiya-va-mehnat/1018-milliy-gender-statistikasi-ko-rsatkichlarini-shakllantirish-bo-yicha-uslubiy-nizom-2\)](https://lib.stat.uz/uz/features/demografiya-va-mehnat/1018-milliy-gender-statistikasi-ko-rsatkichlarini-shakllantirish-bo-yicha-uslubiy-nizom-2)

Responsible for preparation:
Department of Demography, Labor
and Gender Statistics

Address: 100170,
Tashkent city,
Mustakillik avenue, 63
Contacts: info@stat.uz
Tel: 71 203-80-00 (ext. 1240)

