

## Average Monthly Nominal Accrued Wages in the Republic of Uzbekistan

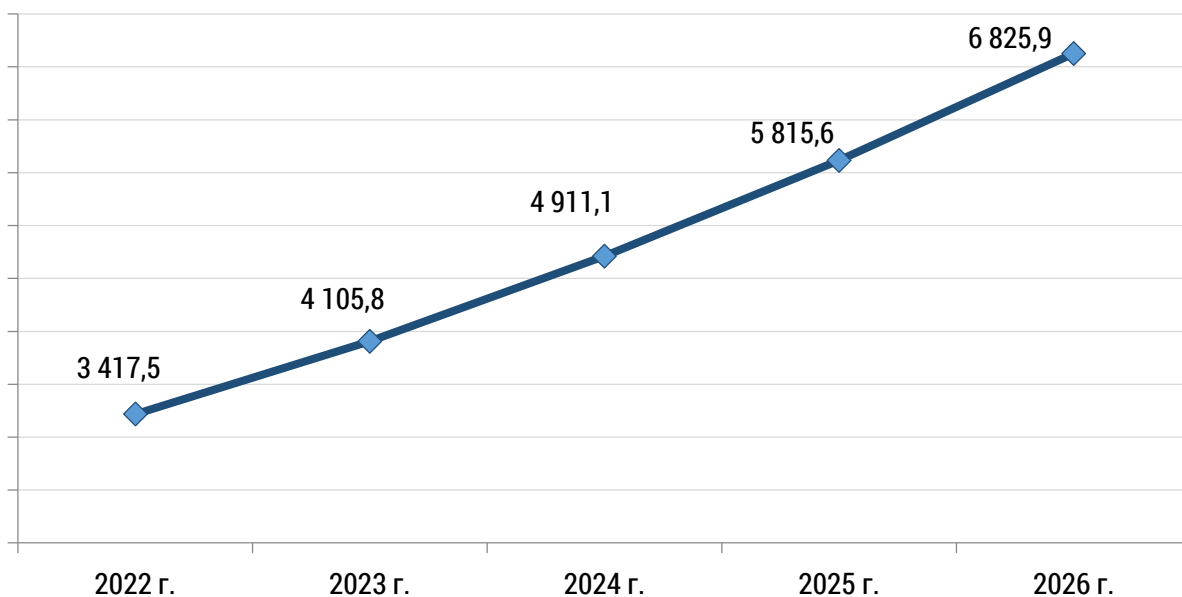
for January–March 2026 (preliminary data)

- I. Dynamics of Average Monthly Nominal Accrued Wages by year
- II. Average Nominal Accrued Wages by Region
- III. Average Nominal Accrued Wages by Type of Economic Activity
- IV. Dynamics of Average Nominal Accrued Wages by Type of Economic Activity
- V. Methodological Notes and Metadata on Average Monthly Nominal Accrued Wages.

### I. Dynamics of Average Monthly Nominal Accrued Wages by Year.

In the Republic of Uzbekistan, in January–March 2026, the average monthly wage was **6 825,9** thousand soums, which is **17,4%** more compared to the same period of the previous year.

**Average Monthly Wages by Year, thousand soums**



**Related indicators:**

[Average monthly nominal accrued wages by type of economic activity \(quarterly\)](#)

[Average monthly nominal accrued wages by type of economic activity \(annual\)](#)

[Average monthly nominal accrued wages \(quarterly\)](#)

[Average monthly nominal accrued wages \(annual\)](#)

## II. Average Nominal Accrued wages by Region.

Data on the average nominal wage by region for January–March 2026 are presented in comparison with the same period of 2025.

	thousand soums	Growth Rate (%)
<b>Republic of Uzbekistan</b>	<b>6 825,9</b>	<b>117,4</b>
Republic of Karakalpakstan	5 318,8	114,0
Andijan region	5 580,9	114,4
Bukhara region	5 472,1	115,7
Jizzakh region	5 142,8	117,3
Kashkadarya region	4 665,2	114,3
Navoiy region	8 453,2	115,7
Namangan region	5 099,9	119,0
Samarkand region	5 069,4	116,5
Surkhandarya region	4 724,2	112,1
Sirdarya region	5 369,9	114,9
Tashkent region	6 169,6	113,9
Fergana region	5 018,9	115,7
Khorezm region	5 302,4	114,9
Tashkent city	11 684,3	118,8

By region, the average monthly nominal wage in Tashkent city was **11 684,3** thousand soums and increased compared to the same period of the previous year by **18,8%**.

This indicator in Namangan region was **5 099,9** thousand soums (growth rate compared to the same period of the previous year – **119,0%**), in Jizzakh region – **5 142,8** thousand soums (**117,3%**), in Samarkand region – **5 069,4** thousand soums (**116,5%**), in Navoiy region – **8 453,2** thousand soums (**115,7%**), in Bukhara region – **5 472,1** thousand soums (**115,7%**) and in Fergana region – **5 018,9** thousand soums (**115,7%**).

In turn, the average monthly nominal accrued wage in Sirdarya region was **5 369,9** thousand soums (**114,9%**), in Khorezm region it was **5 302,4** thousand soums (**114,9%**), in Andijan region – **5 580,9** thousand soums (**114,4%**), in Kashkadarya region – **4 665,2** thousand soums (**114,3%**), in the Republic of Karakalpakstan – **5 318,8** thousand soums (**114,0%**), in Tashkent region – **6 169,6** thousand soums (**113,9%**) and in Surkhandarya region it was **4 724,2** thousand soums (**112,1%**), while noting a lower growth rate compared to other regions.

### Related indicators:

[Average monthly nominal wages by type of economic activity \(quarterly\)](#)

### III. Average Nominal Accrued Wages by Type of Economic Activity.

Data on the average nominal Accrued wage by type of economic activity are presented for January–March 2026 and are compared with the same period of 2025. The comparison enabled an analysis of differences and changes in wages across economic sectors..

Type of Economic Activity	thousand soums	Growth Rate, %
Industry	8 025,6	116,1
Construction	6 496,1	107,2
Trade	7 213,4	110,4
Transportation and Storage	10 709,3	122,5
Accommodation and Food Services	5 331,9	112,2
Information and Communication	16 525,4	111,0
Banking, Insurance, Leasing, Lending, and Intermediary Services	18 595,8	118,2
Education	4 615,9	114,2
Healthcare and Provision of Social Services	4 111,6	113,0
Arts, Entertainment, and Recreation	5 357,7	110,0
<b>Average</b>	<b>6 825,9</b>	<b>117,4</b>

The highest growth rate of the average nominal wage by type of economic activity was recorded in transportation and storage. In this sector, wages grew by **22,5%** compared to the same period of 2025 and amounted to **10 709,3** thousand soums, which is the highest indicator among all sectors. Also, in the banking, insurance, leasing, lending, and financial intermediation sector, wages grew by **18,2%** and amounted to **18 595,8** thousand soums. In industry, wages increased by **16,1%**, reaching **8 025,6** thousand soums. In the education sector, the average wage was **4 615,9** thousand soums, corresponding to a growth of **14,2%**. In the healthcare and social services sector, the average wage was **4 111,6** thousand soums, also confirming a growth of **13,0%**.

In particular, in the accommodation and food services sector this indicator was **5 331,9** thousand soums, which is **12,2%** more than in the previous year. In the information and communication sector, wages were **16 525,4** thousand soums, representing a growth of **11,0%**. In the trade sector, the average wage was **7 213,4** thousand soums, corresponding to a growth of **10,4%**. In the arts, entertainment, and recreation sector, wages were **5 357,7** thousand soums, recording a growth of **10,0%**. In the construction sector, the average wage was **6 496,1** thousand soums, reflecting a growth of **7,2%**.

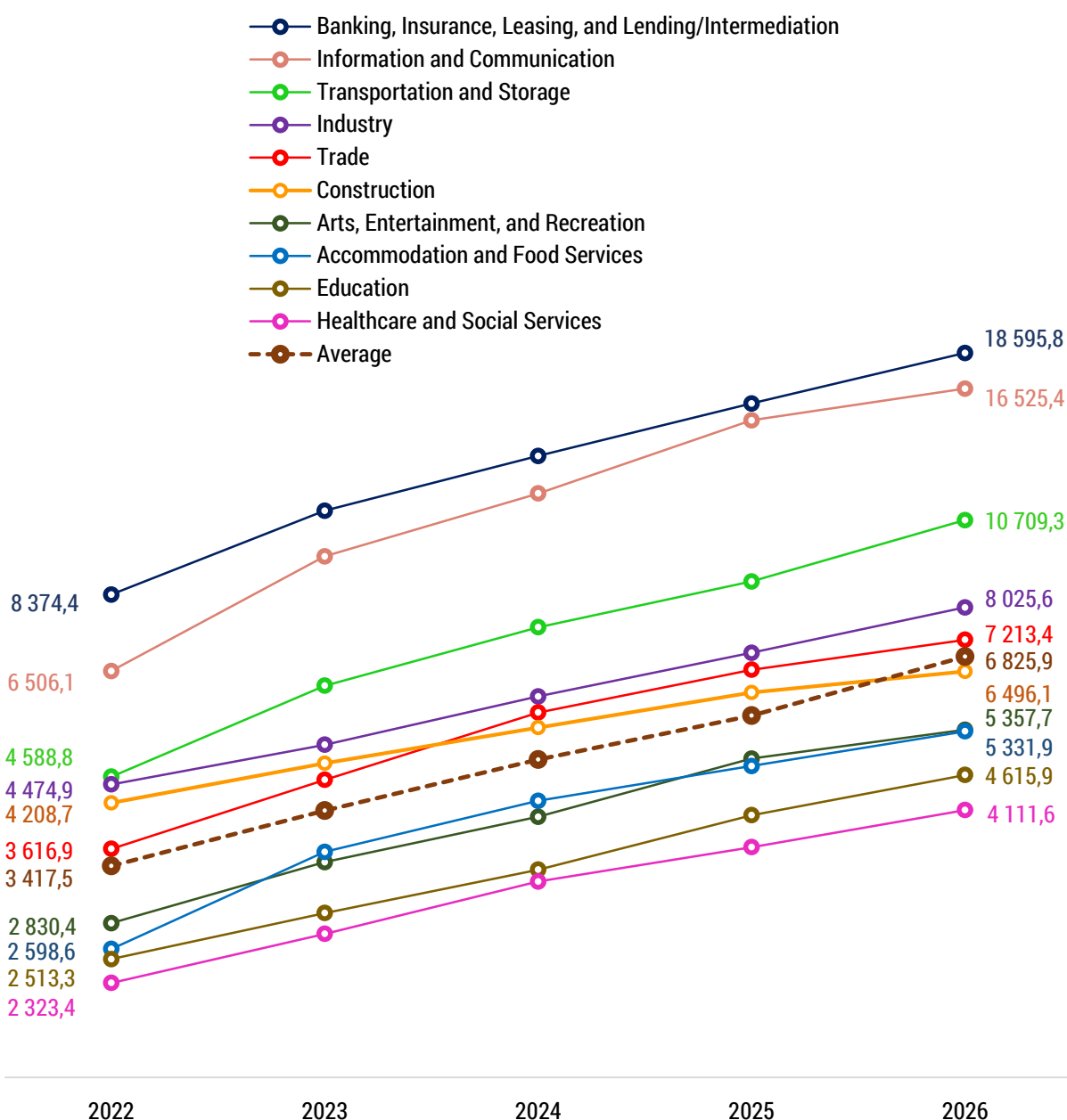
**Related indicators:**

[Average monthly nominal wages by type of economic activity \(quarterly\)](#)

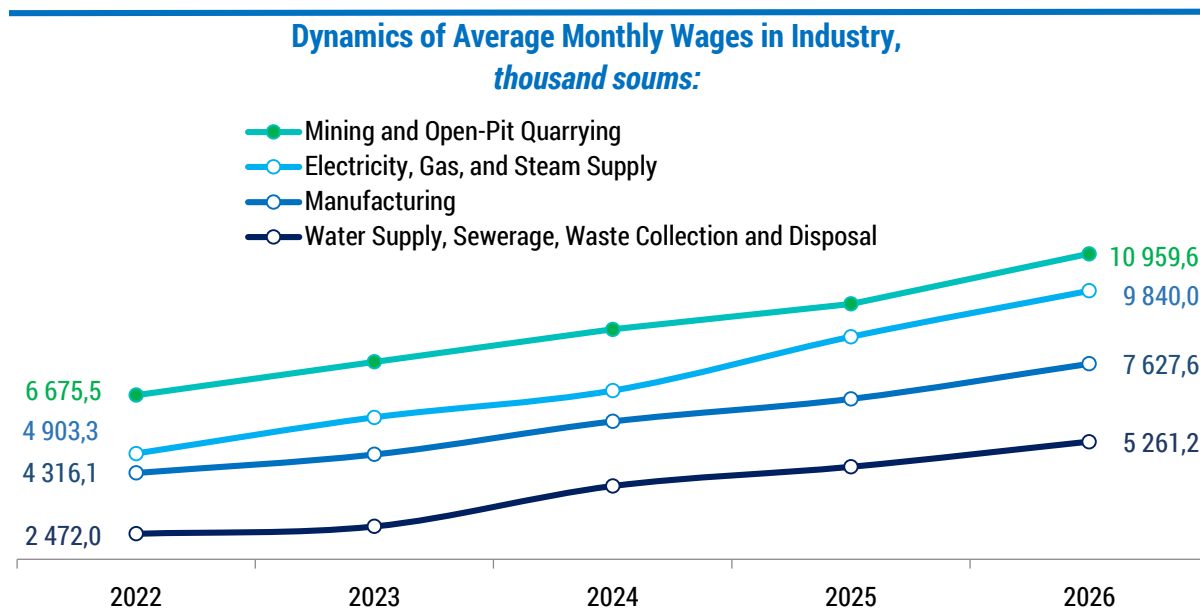
#### IV. Dynamics of Average Nominal Accrued Wages by Type of Economic Activity.

An analysis of changes in average monthly wages by type of economic activity over the past five years shows that in the banking, insurance, leasing, and lending/intermediation sector, wages amounted to **18 595,8** thousand soums, having increased by **10 221,4** thousand soums compared to the same period of 2022. Also, in the information and communication sector, wages increased by **10 019,3** thousand soums, in transportation and storage – by **6 120,5** thousand soums, in industry – by **3 550,7** thousand soums, in accommodation and food services – by **2 733,3** thousand soums, and in construction – by **2 287,4** thousand soums.

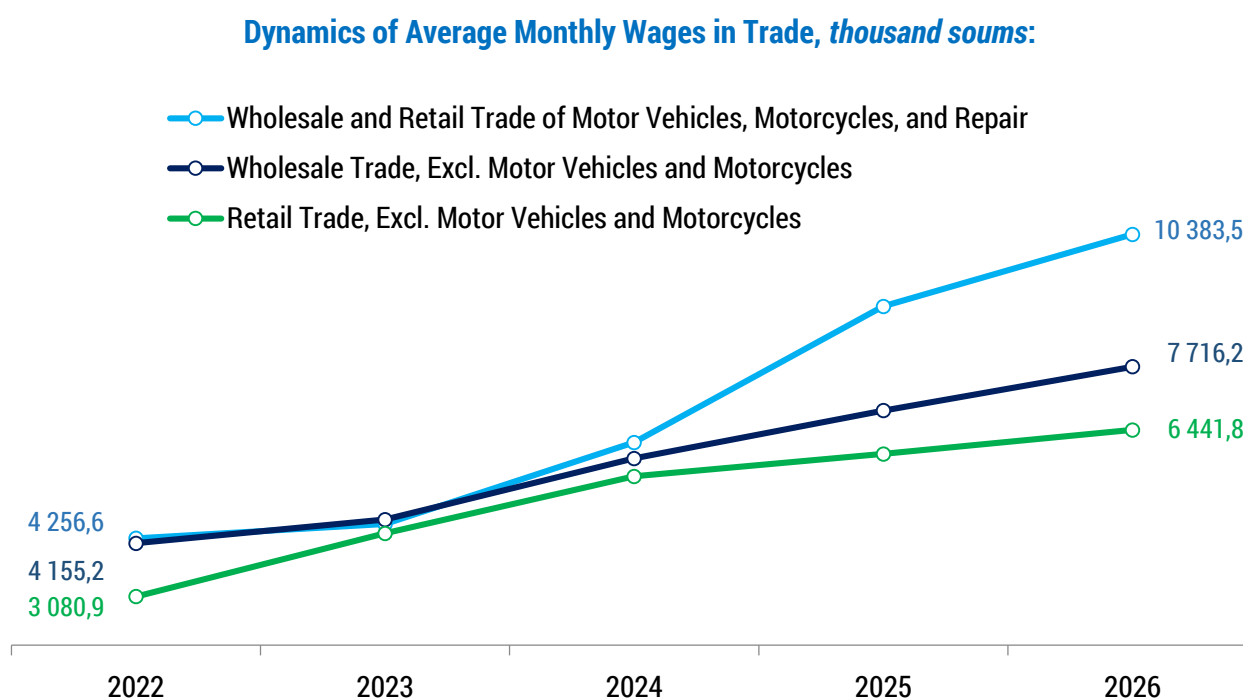
**Dynamics of Average Monthly Wages by Type of Economic Activity,  
thousand soums**



In industry, the average monthly wage was **8 025,6** thousand soums. By sub-sector, the average wage was distributed as follows: in mining and open-pit quarrying – **10 959,6** thousand soums, in electricity, gas, steam, and air conditioning supply – **9 840,0** thousand soums, in manufacturing – **7 627,6** thousand soums, and in water supply, sewerage, waste collection, and disposal – **5 261,2** thousand soums.

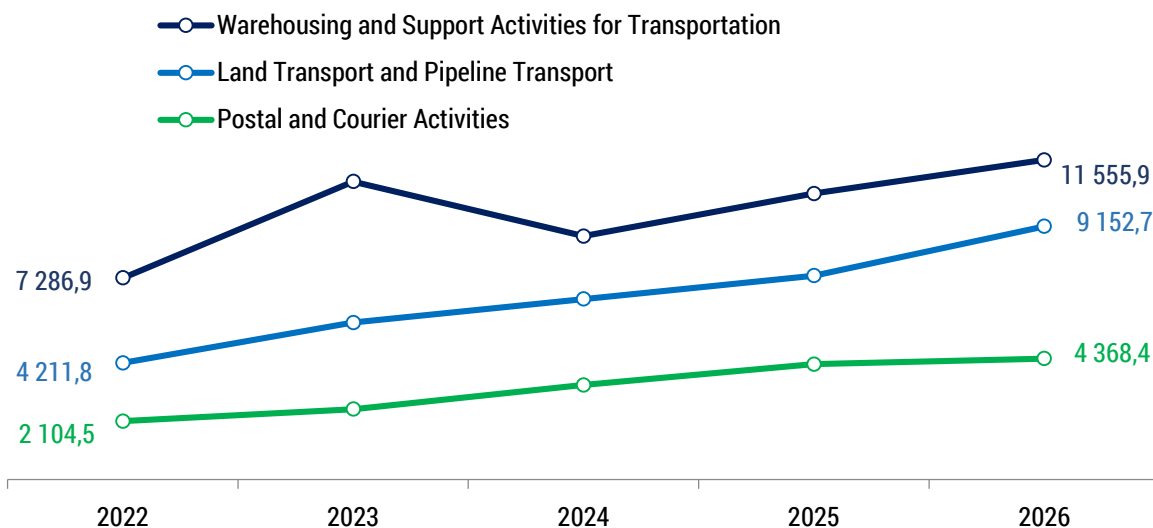


In trade, the average monthly wage was **7 213,4** thousand soums. By sub-sector, the average monthly wage was distributed as follows: in wholesale and retail trade of motor vehicles and motorcycles, and their repair – **10 383,5** thousand soums, in wholesale trade, excluding motor vehicles and motorcycles – **7 716,2** thousand soums, and in retail trade, excluding motor vehicles and motorcycles – **6 441,8** thousand soums.



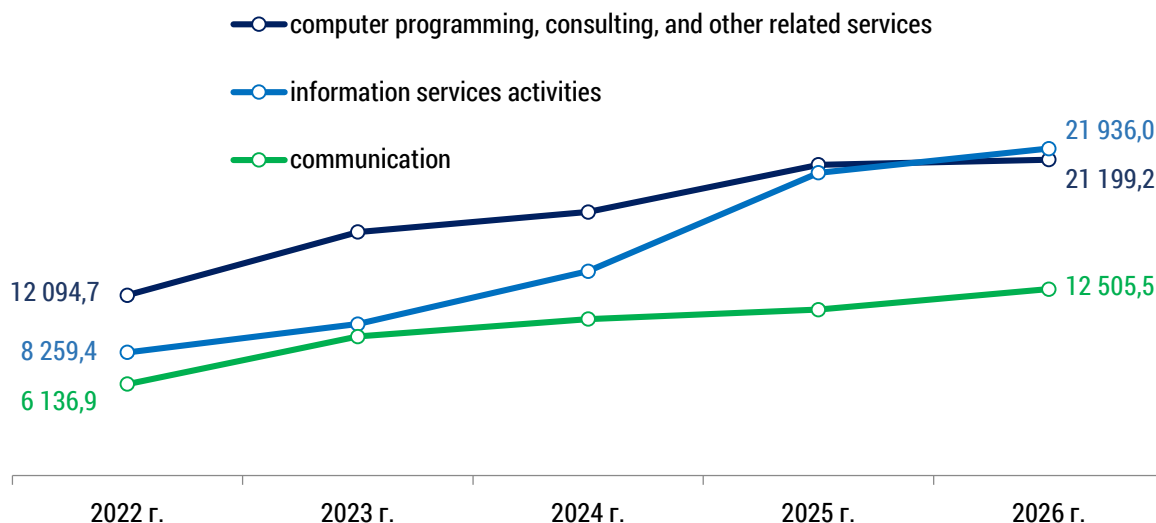
In **transportation and storage**, the average monthly wage was **10 709,3** thousand soums. By sub-sector, the average wage was distributed as follows: in warehousing and support activities for transportation **11 555,9** thousand soums, in land transport and pipeline transport **9 152,7** thousand soums, in postal and courier activities – **4 368,4** thousand soums.

### Dynamics of Average Monthly Wages in Transportation and Storage, *thousand soums:*



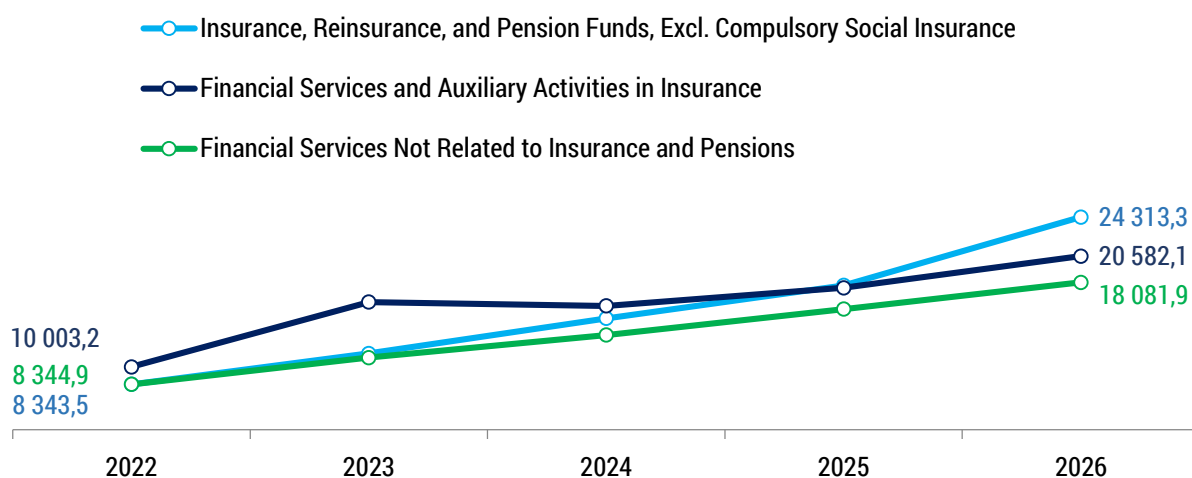
In **information and communication**, the average monthly wage was **16 525,4** thousand soums. By sub-sector, the average wage was distributed as follows: in computer programming, consultancy, and related activities – **21 199,2** thousand soums, in information services – **21 936,0** thousand soums, in telecommunications – **12 505,5** thousand soums.

### Dynamics of Average Monthly Wages in Information and Communication, *thousand soums*



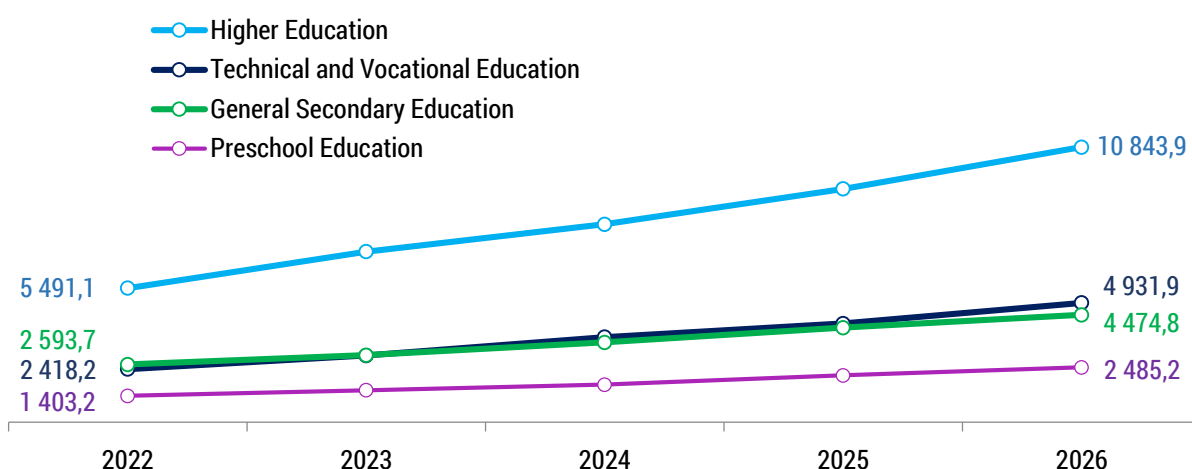
In banking, insurance, leasing, and lending/intermediation, the average monthly wage was **18 595,8** thousand soums. Within this, the average wage was distributed as follows: insurance, reinsurance, and pension fund activities, except compulsory social insurance – **24 313,3** thousand soums, financial services and auxiliary activities in insurance – **20 582,1** thousand soums, financial services not related to insurance and pensions – **18 081,9** thousand soums.

### Average Monthly Wages in Banking, Insurance, Leasing, and Lending/Intermediation, *thousand soums*



Average monthly wages in the education sector were **4 615,9** thousand soums, while by its structure, the average monthly wage in the sector was: in higher education **10 843,9** thousand soums, in technical and vocational education – **4 931,9** thousand soums, in general secondary education – **4 474,8** thousand soums, and in preschool education – **2 485,2** thousand soums.

### Average Monthly Wages by Main Education Sub-sectors, *thousand soums*



**Related indicators:**

[Average monthly nominal wages by type of economic activity \(quarterly\)](#)



## V. Methodological Notes and Metadata on Average Monthly Nominal Accrued Wages.

Information on the average monthly wage in the Republic of Uzbekistan is compiled based on data from statistical reports submitted by enterprises and organizations electronically (online), excluding small enterprises, micro-firms, and agricultural enterprises.

Data on the average monthly wage for all enterprises and organizations of the Republic, including small enterprises, micro-firms, and farms, are compiled and published once a year.

For reference: Pursuant to the Decree of the President of the Republic of Uzbekistan dated April 7, 2014, No. UP-4609, small business entities and farms are required to submit annual statistical reports to statistical authorities.

Nominal accrued wages are income accrued to an individual in monetary form for labor performed by an employee during a given period (hour, month, year) in exchange for goods produced (work performed or services rendered), including taxes and other payments based on applicable legislation.

The nominal accrued wage for the reporting month is calculated using the following formula:

$$W_n = \frac{F}{L}$$

where:

$W_n$  – nominal accrued wages;

$F$  – Labor income of individuals accrued for the reporting month;

$L$  – average number of employees for the reporting month.

The calculation of the nominal average monthly wage is carried out in accordance with the Methodological Recommendations for Assessing the Level of Wages in the Economy, approved by Resolution of the National Statistics Committee of the Republic of Uzbekistan dated 30 May 2025, No. 8.

Published data by sections and divisions of the Classification of Types of Economic Activity (OKED-2) do not imply the availability of information for all types of economic activity within a specific section and division.

Link to metadata:

[Methodological Guidelines for Determining the Level of Labor Compensation in the Economy](#)

**Responsible for preparation:**  
Department of Demographic,  
Labor, and Gender Statistics

**Address:** 100170, Tashkent, 63  
Mustakillik Avenue

**Contacts:** [info@stat.uz](mailto:info@stat.uz)

**Tel:** 71 203-80-00 (1240, 1245)

