

RETAIL AND WHOLESALE TRADE TURNOVER IN THE REPUBLIC OF UZBEKISTAN

preliminary data for January-August 2025

- I. Retail turnover
- II. Wholesale turnover
- III. Turnover of food service establishments
- IV. Metadata
- V. Links to relevant publications

I. RETAIL TURNOVER

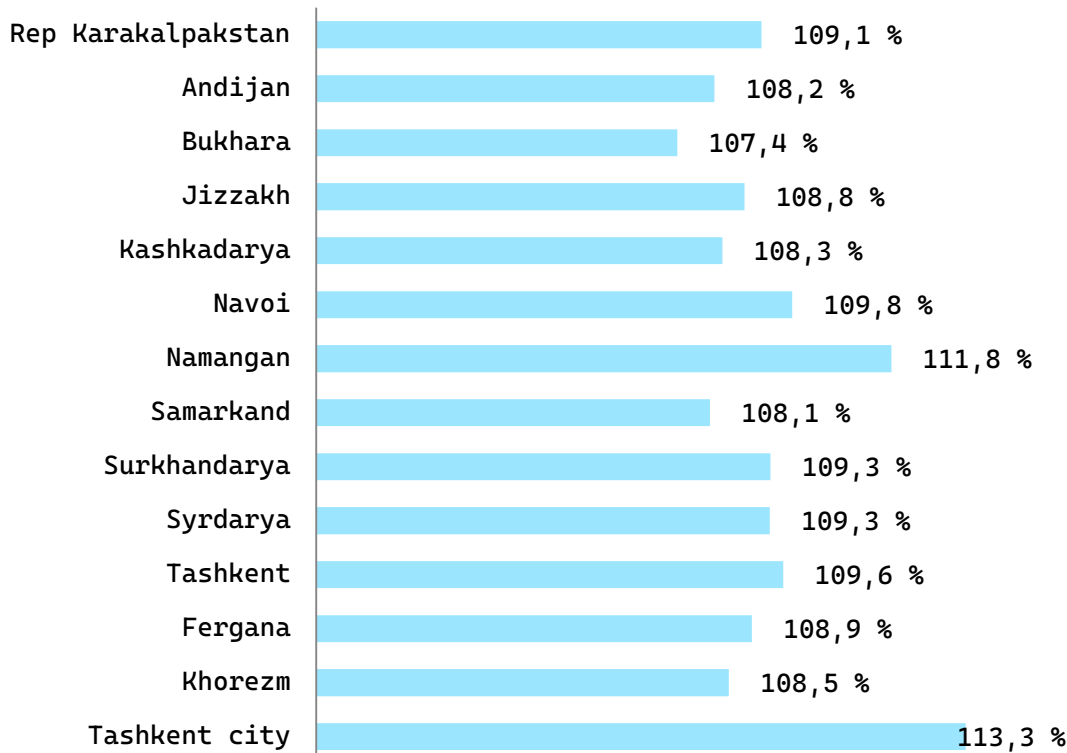
January-August 2025

As of September 1, 2025, the number of commercial enterprises operating in the retail trade sector reached 86 190 units, of which the number of operating large enterprises amounted to 350 units, and small enterprises and microfirms – 85 840 units.

Retail trade turnover for the period January–August 2025 reached 276 799.5 billion soums, a 10.2 % increase compared to the same period in 2024. Large enterprises' turnover amounted to 50 393.8 billion soums (a growth rate of 115.8 %), while small businesses and private entrepreneurship reached 226 405.7 billion soums (a growth rate of 109.0 %).

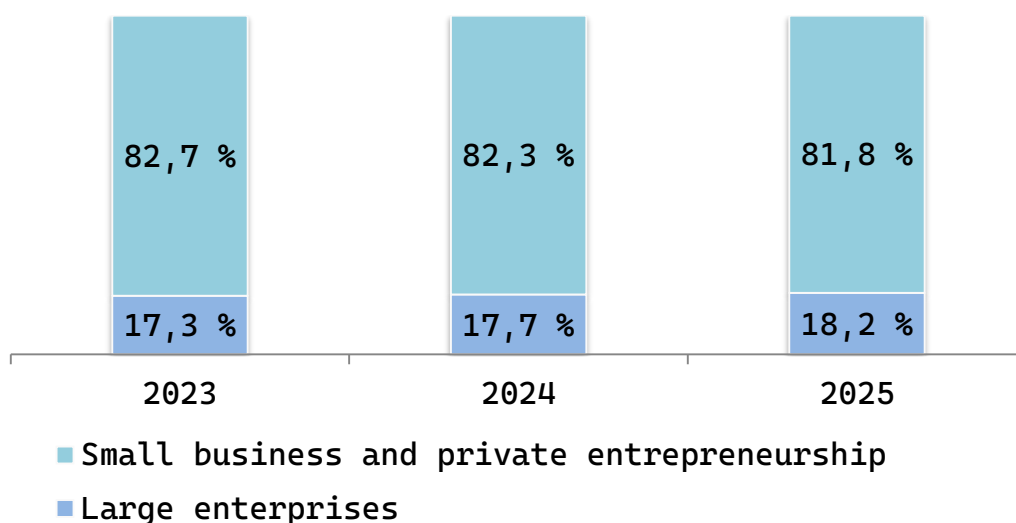
Retail growth rates by region

January-August 2025



Indicators on the topic: [Retail trade volume by region \(by month\)](#)

Dynamics of the share of large enterprises, small businesses and private entrepreneurship



II. WHOLESALE TURNOVER

January-August 2025

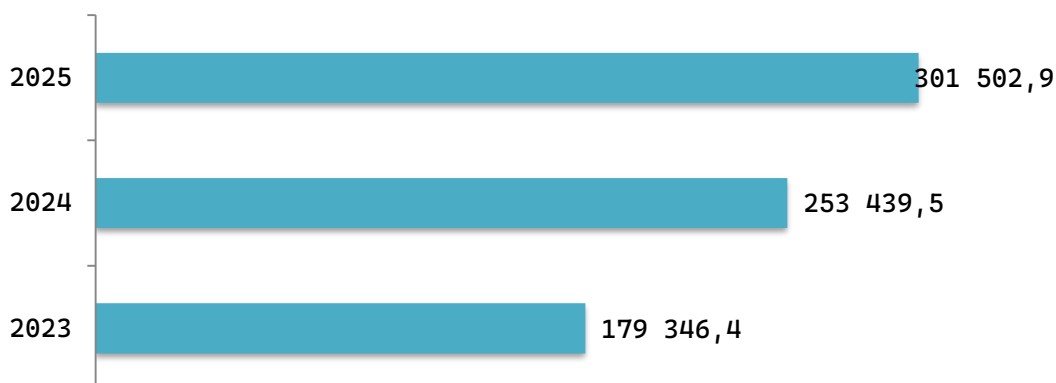
As of September 1, 2025, the number of commercial enterprises operating in the wholesale trade sector amounted to 50 240 units, of which the number of large operating enterprises was 365, small enterprises and microfirms – 49 875.

According to preliminary data, in January-August 2025, the volume of wholesale trade turnover reached 301 502.9 billion soums and, compared to the same period in 2024, increased by 12.4 %.

Wholesale trade turnover of large enterprises amounted to 88 080.2 billion soums (a growth rate of 124.0 %), while that of small businesses amounted to 213 422.8 billion soums (a growth rate of 108.2 %). Small businesses accounted for 70.8 % of the republic's total wholesale trade.

Dynamics of wholesale trade volume


January-August 2025, in billion soums



Indicators on the topic: [Wholesale trade volume \(by month\)](#)

Wholesale trade growth rates by region

January-August 2025



Indicators on the topic: [Wholesale trade growth rates by region \(monthly\)](#)

III. TURNOVER OF FOOD ENTERPRISES

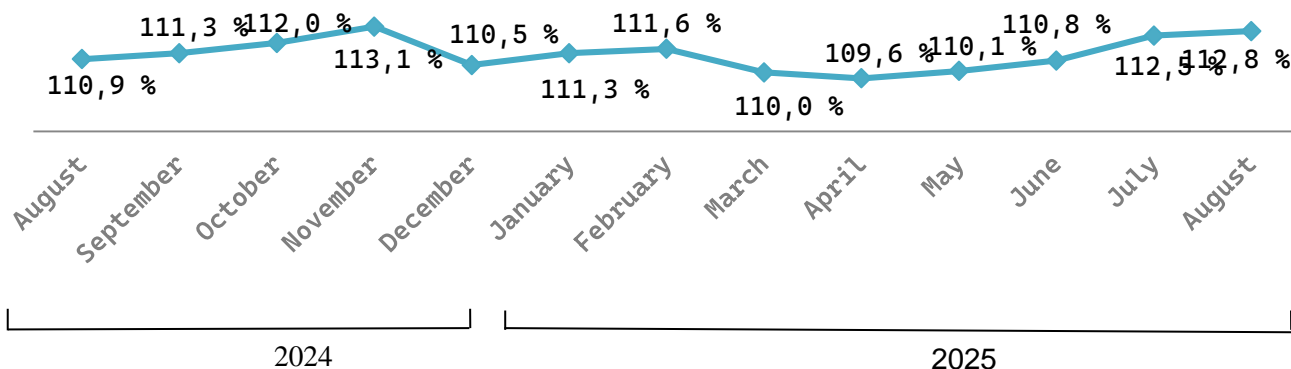
January-August 2025

As of September 1, 2025, the number of commercial enterprises operating in the public catering sector amounted to 25 840 units, of which the number of large operating enterprises amounted to 114 units, and the number of small enterprises and microfirms reached 25 726 units.

In January-August 2025, the turnover of public catering enterprises amounted to 132 967.3 billion soums and increased by 12.8 % compared to the same period in 2024, with 84.2 % of trade turnover falling to the share of small businesses, while the share of large enterprises amounted to 15.8 %.

Dynamics of growth rates of turnover of food service enterprises

January-August 2025





IV. METADATA

In forming the statistical indicators of wholesale and retail trade turnover, the normative legal acts of the Republic of Uzbekistan governing the activities of enterprises and organizations engaged in wholesale and retail trade, as well as international guidelines and recommendations were used: “System of National Accounts 2008 (SNA-2008)”, “International Recommendations for Retail and Wholesale Trade Statistics” (UN, 2008), “Methodological Recommendations for Statistical Monitoring of Retail Trade Turnover and Calculation of its Physical Volume Index” (CIS Statistical Committee, 2011).

V. LINKS TO RELEVANT PUBLICATIONS

[Wholesale trade volume \(by month\)](#)

[Wholesale trade growth rates by region \(monthly\)](#)

[Retail trade volume by region \(by month\)](#)

[Retail trade growth rate \(monthly\)](#)

[Retail trade volume per capita \(by region, by month\)](#)

[Growth rates of retail trade volume per capita \(by region, by month\)](#)

[Volume of trade in food service establishments \(by region, by month\)](#)

[Growth rates of trade volumes in food service establishments \(by region, by month\)](#)

Responsible for the release:
Department of Foreign Economic
Activity and Trade Statistics

Deputy Head of Department:
Sh. Zhuraev
Tel: +998712038000 (11-81)

Executor:
M. Begimkulov
Tel: +998712038000
(11-88)
e-mail: trade@stat.uz

