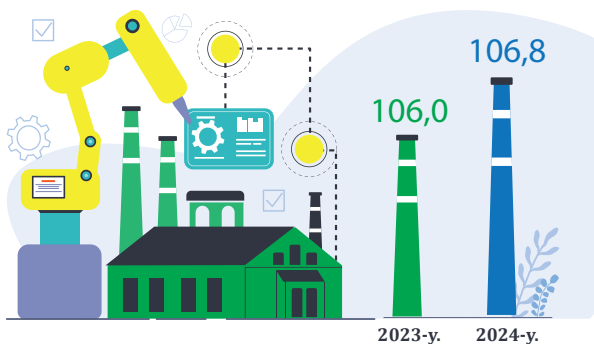




2024- YILNING YANVAR-NOYABR OYIDA O'ZBEKISTON RESPUBLIKASI IQTISODIY HOLATI

SANOAT ISHLAB CHIQRISH FIZIK HAJMI INDEKSI (% da)



ISTE'MOL NARXLARI INDEKSI (o'tgan yilning dekabriga nisbatan, % da)




CHAKANA SAVDO TOVAR AYLANMASI O'SISH SUR'ATI (% da)




QURILISH ISHLARI HAJMINING O'SISH SUR'ATI (% da)



BOZOR XIZMATLARI HAJMINING O'SISH SUR'ATI (% da)



TASHQI SAVDO AYLANMASI O'SISH SUR'ATI (% da)



KORXONA VA TASHKILOTLAR SONI

(fermer va dehqon xo'jaliklaridan tashqari, 1- dekabr holatiga, birlikda)

Ro'yxatdan o'tgan:

686 474 725 188



2023-y. 2024-y.



Faoliyat ko'rsatayotgan:

492 577 468 069



2023-y. 2024-y.

KICHIK TADBIRKORLIK (BIZNES) SUBYEKTLARI SONI

(fermer va dehqon xo'jaliklaridan tashqari, 1- dekabr holatiga, birlikda)

Ro'yxatdan o'tgan:

613 153 651 182



2023-y. 2024-y.



Faoliyat ko'rsatayotgan:

424 695 400 870



2023-y. 2024-y.