



**STATISTICS AGENCY  
UNDER THE PRESIDENT  
OF THE REPUBLIC OF UZBEKISTAN**



**MAIN INDICATORS  
OF COMPLETED CONSTRUCTION WORKS  
IN THE REPUBLIC OF UZBEKISTAN**

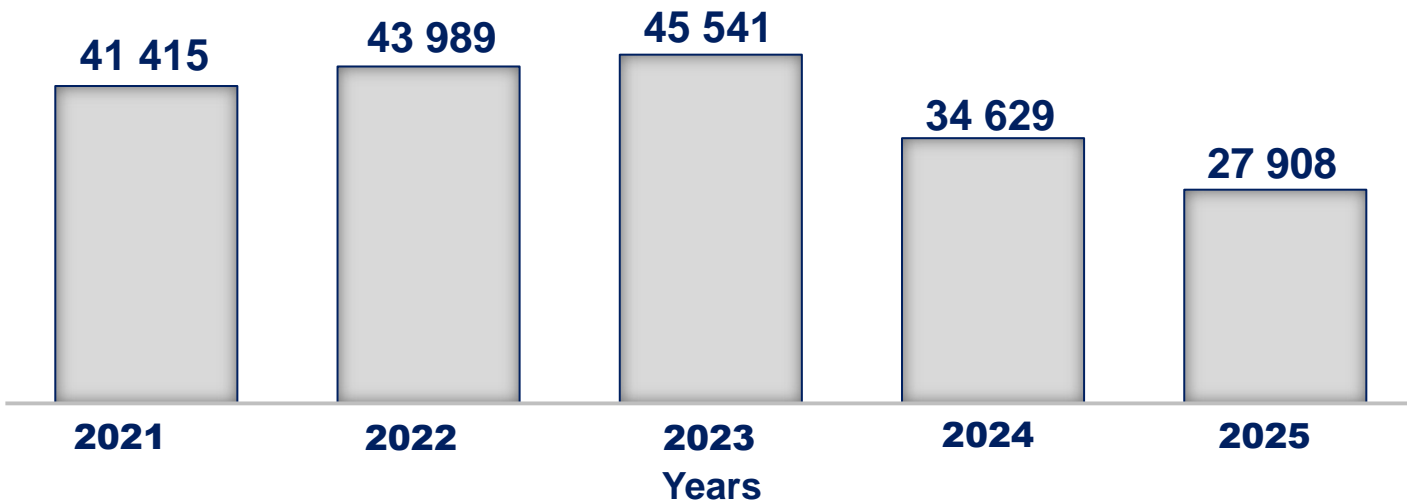
**FOR JANUARY 2025**

**Preliminary data**

**Taking into account the results of statistical surveys conducted to assess  
the informal and shadow economy**

## CONSTRUCTION COMPANIES OPERATING IN THE REPUBLIC OF UZBEKISTAN

Number of construction companies, units



Number of construction enterprises and organizations  
in the construction industry as of February 1, 2025, units.















As of February 1, 2025, the total number of enterprises and organizations carrying out construction activities in the Republic of Uzbekistan amounted to 27 908 units.



## Dynamics of completed construction works as of February 1, 2025

The largest number of construction companies – 6691, or 24.0% of their total number, are concentrated in Tashkent city.

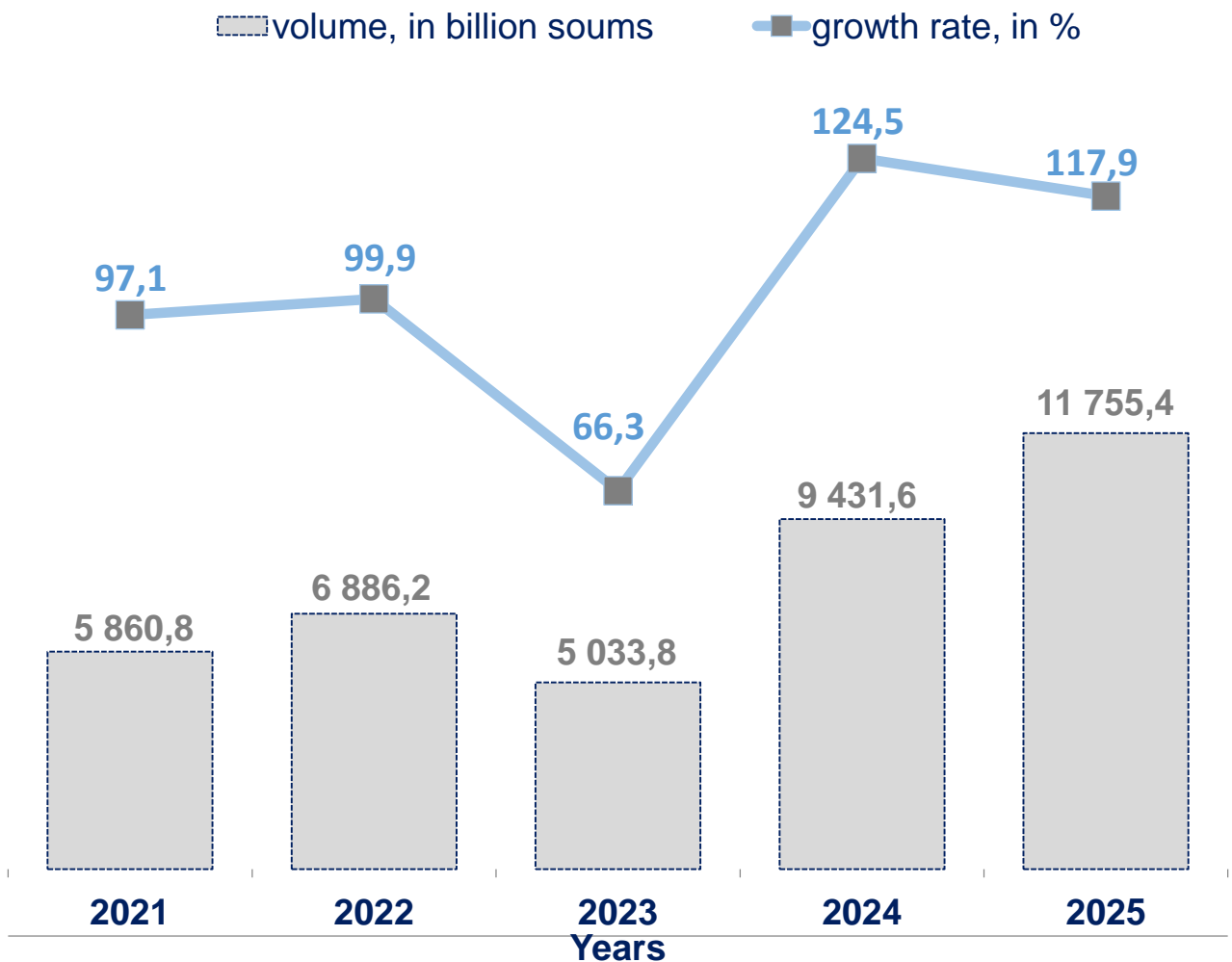
### Number of construction enterprises as of February 1, 2025, units.

<b>Tashkent city</b>	<b>6 691</b>	
<b>Tashkent</b>	<b>2 426</b>	
<b>Fergana</b>	<b>2 115</b>	
<b>Samarkand</b>	<b>2 114</b>	
<b>Bukhara</b>	<b>2 041</b>	
<b>Kashkadarya</b>	<b>1 943</b>	
<b>Surkhandarya</b>	<b>1 851</b>	
<b>Andijan</b>	<b>1 562</b>	
<b>Rep. Karakalpakstan</b>	<b>1 465</b>	
<b>Khorezm</b>	<b>1 445</b>	
<b>Namangan</b>	<b>1 307</b>	
<b>Navoi</b>	<b>1 119</b>	
<b>Jizzakh</b>	<b>1 089</b>	
<b>Syrdarya</b>	<b>740</b>	

## Construction works in the Republic of Uzbekistan

In January 2025, the volume of completed construction works in Uzbekistan amounted to 11 755.4 billion soums, which, in relation to 2024, is 117.9 %.

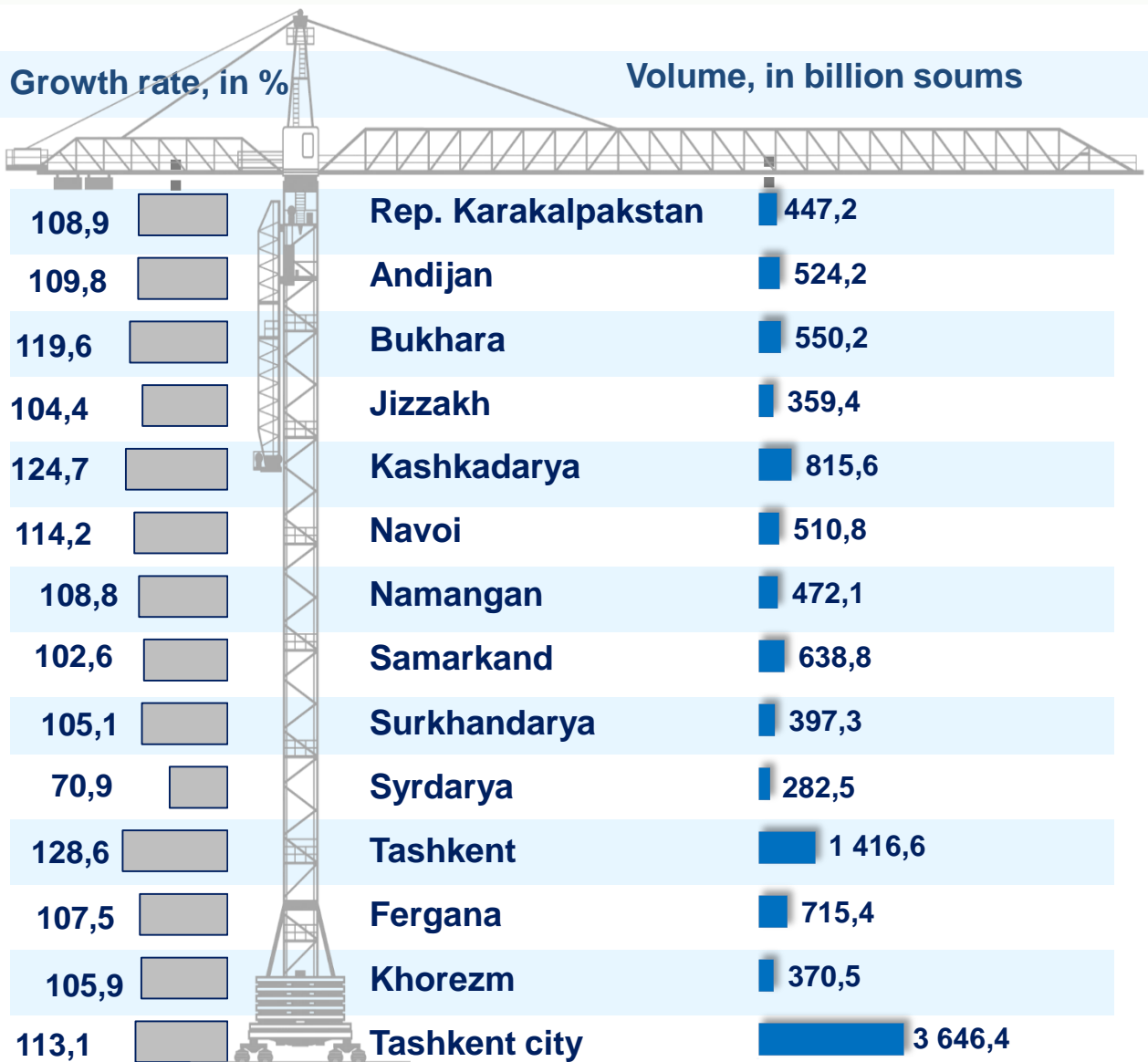
### Volume and growth rate of completed construction works



*For reference:* construction activity is the result of construction work performed by one's own efforts, volumes of new construction, major and current repairs, etc.

**Construction works by the regions**  
*(for January 2025)*

In January 2025, high volumes of construction work were noted in the regions, in particular in Tashkent city (3 646.4 billion soums), Tashkent (1 416.6 billion soums) and Kashkadarya (815.6 billion soums) regions.



## Construction works by types of economic activity

Construction works in the Republic of Uzbekistan for January 2025 are distributed by types of economic activity as follows :

- the share of construction of buildings and structures reached 74.6 %, which, compared to 2024, amounted to 121.7 %;
- the share of construction of civil facilities was fixed at 14.5 % and, if compared with 2024, it amounted to 102.0 %;
- the share of specialized construction works is 10.9% and, compared to 2024, this amounted to 117.4 %.

### Growth rate by 2024, in % (for January 2025)

121,7



102,0



117,4



■ Construction of buildings and structures ■ Construction of civil facilities ■ Specialized construction works

### Construction works by types of economic activity (for January 2025)

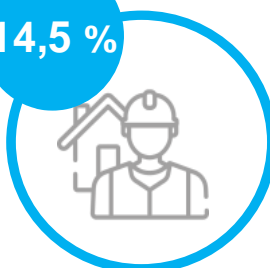
74,6 %



**8 768,3  
billion soums**

**Construction  
of buildings and structures**

14,5 %



**1 701,3  
billion soums**

**Construction  
of civil facilities**

10,9 %



**1 285,8  
billion soums**

**Specialized  
construction works**

## The share of new construction, reconstruction, expansion and technical re-equipment in the total volume of construction work

A significant part of the work was carried out on the construction of new buildings and structures. Thus, 76.5 % of their total volume, or 8 990.0 billion soums, were directed to the creation of new production capacities in the sphere of economy, housing and communal services and other social facilities.



**25,3 %**

Large construction organizations completed new construction work worth **2 276.3** billion soums, or **25.3%** of their total volume.



**39,3 %**

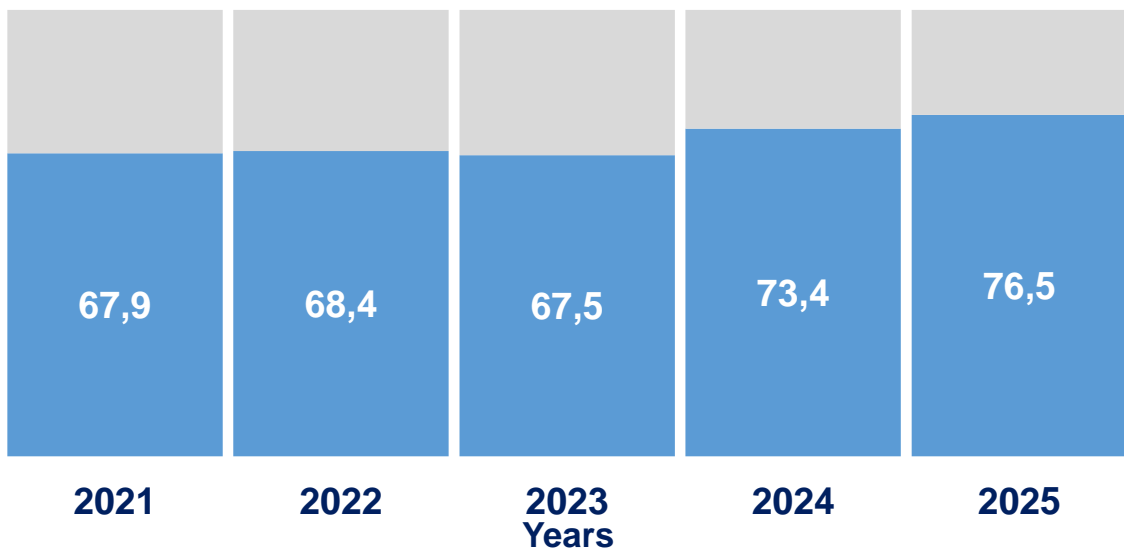
Small businesses and micro firms completed new construction work worth **3 529.4** billion soums, or **39.3%** of their total volume.




**35,4 %**

In the informal sector, new construction work was completed for **3 184.3** billion soums, or **35.4%** of the total volume.

## The share of new construction in the total volume of completed construction work, in % (for January 2025)



**New construction works by regions, in billion soums**  
(for January 2025)



In January 2025, high volumes were noted for new construction work by region, in particular in Tashkent city (2 450.4 billion soums), Tashkent region (1 037.1 billion soums), Kashkadarya region (634.1 billion soums) and Fergana region (588.1 billion soums).



## **Main indicators of construction of buildings and structures by types of enterprises**

According to the Statistical Classifier of Products (Goods, Works, Services) by Type of Economic Activity of the Republic of Uzbekistan (SCP), starting from January 1, 2015, the indicator “Volume of Works Performed by Own Forces” is applied for the type of activity “Construction”.

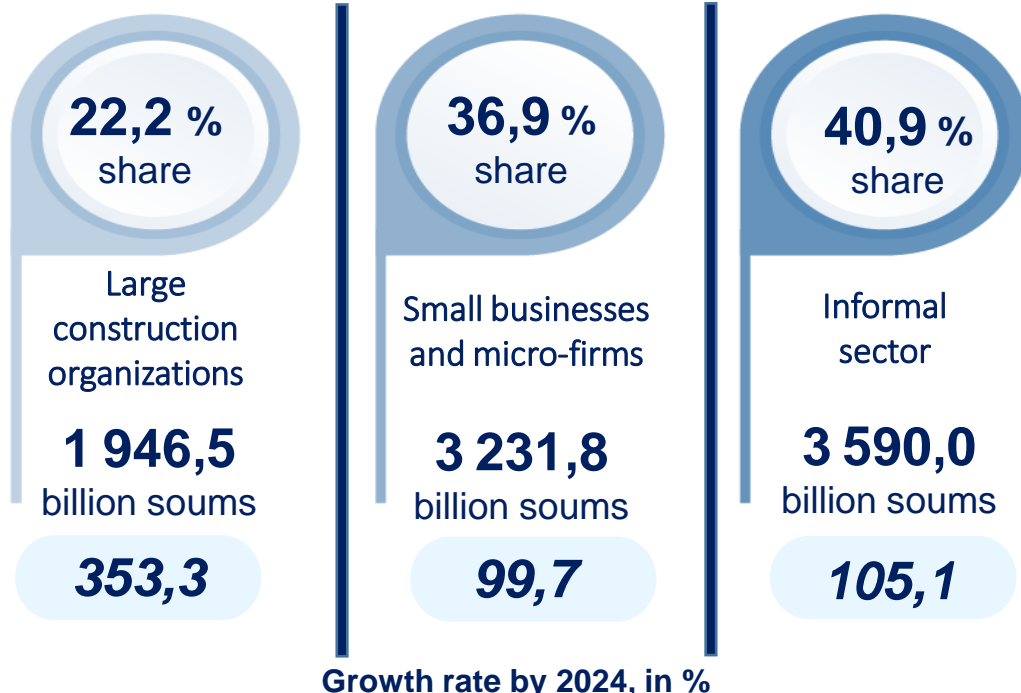
The share of the total volume of construction work performed by large construction organizations in the overall structure of buildings and structures amounted to 22.2 % and, compared to 2024, it increased by 14.5 percentage points.

The share of small businesses and micro firms in this type of activity, when compared with 2024, decreased by 8.5 percentage points and amounted to 36.9 %.

The share of the informal sector, compared to 2024, decreased by 6.0 percentage points and amounted to 40.9 %.

**In total, the construction of buildings and structures cost**

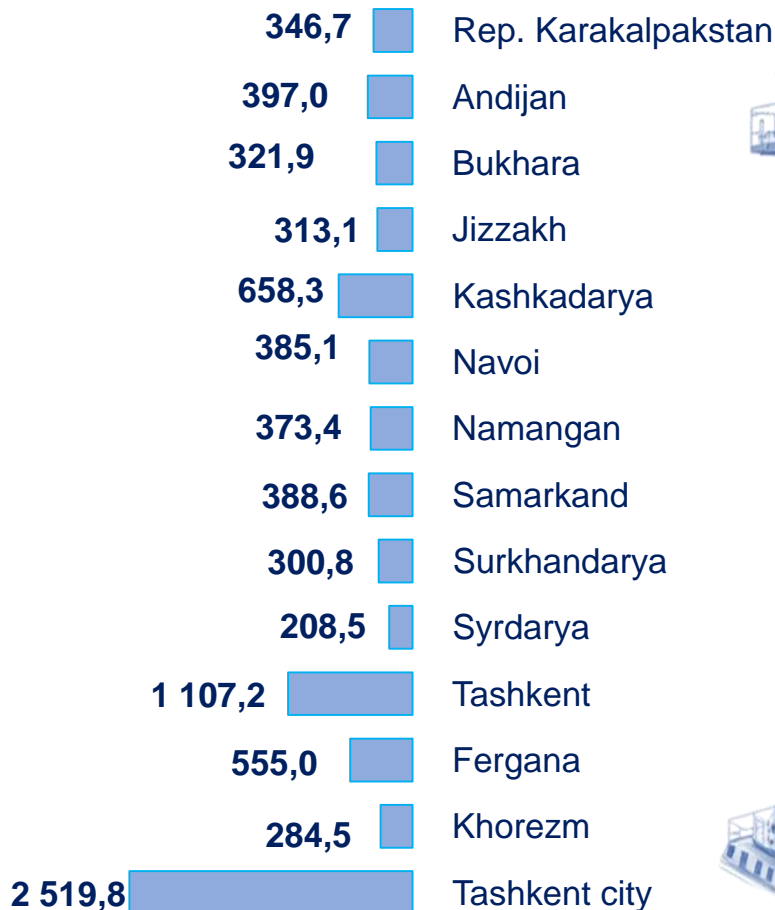
**8 768,3 billion soums**



### Main indicators of construction of buildings and structures by types of enterprises

*For reference:* the highest shares of construction work by type of activity of buildings and structures were noted in Jizzakh (87.1 % of the total volume of construction work performed in this region), Kashkadarya (80.7 %) and Namangan (79.1 %) regions.

### Volume of construction of buildings and structures by regions, in billion soums

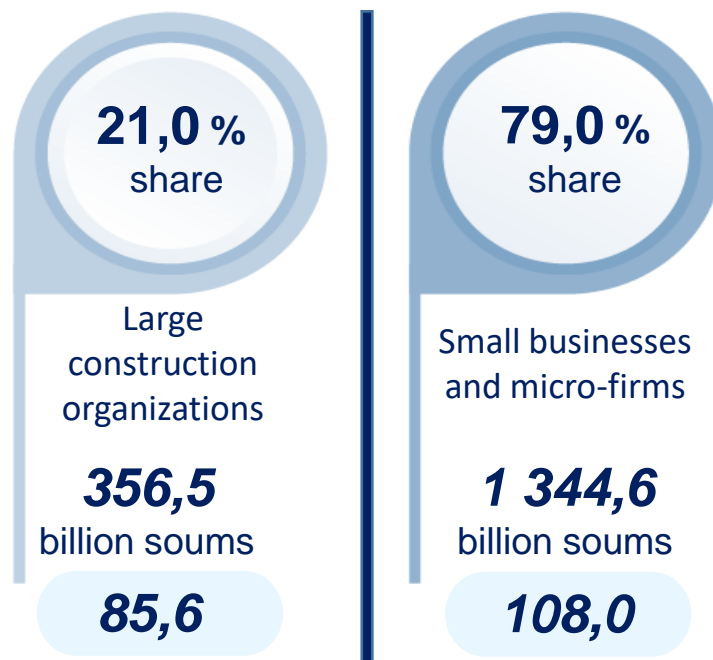


## Main indicators of construction work on the construction of civil facilities by types of enterprises

Civil engineering includes the construction of heavy structures such as highways, streets, bridges, tunnels, railways, airfields, harbors and other water projects, irrigation systems, industrial structures, pipelines, power lines, outdoor sports complexes, etc.

The specific weight of the volume of construction work performed by large construction organizations for the construction of civil facilities amounted to 21.0 % and decreased, compared to 2024, by 3.8 percentage points, small enterprises and micro firms - by 79.0 % (increased by 4.2 percentage points).

### Volume of construction of civil facilities by types of enterprises (for January 2025)

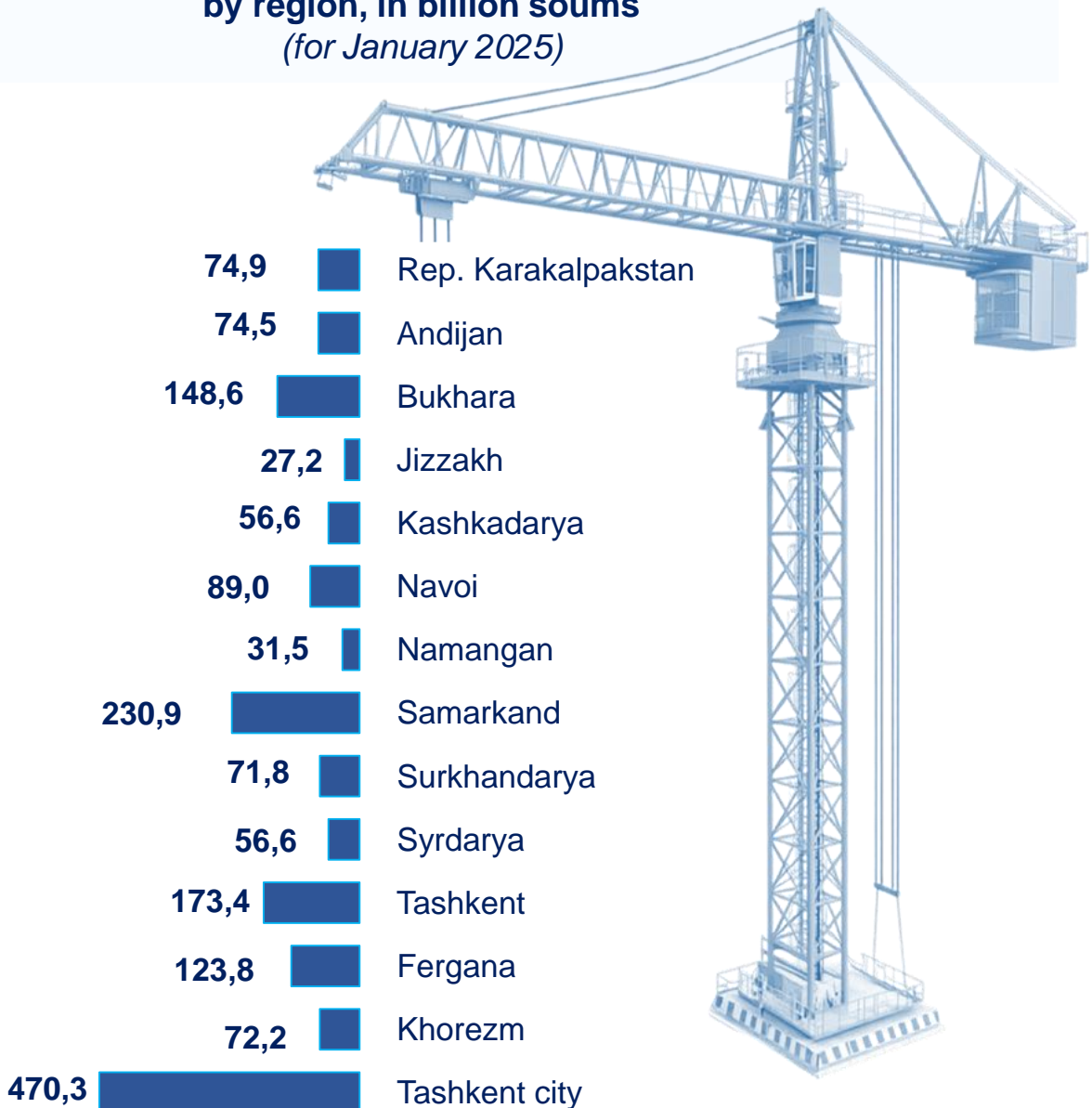


Growth rate by 2024, in %

## Main indicators of construction work on the construction of civil facilities by types of enterprises

*For reference:* the highest shares of construction work performed in the type of activity construction of civil facilities were noted in the Samarkand region (36.2 % of the total volume of construction work performed in this region), Bukhara region (27.0 %) and Syrdarya region (20.0 %).

### Volume of construction of civil facilities by region, in billion soums (for January 2025)

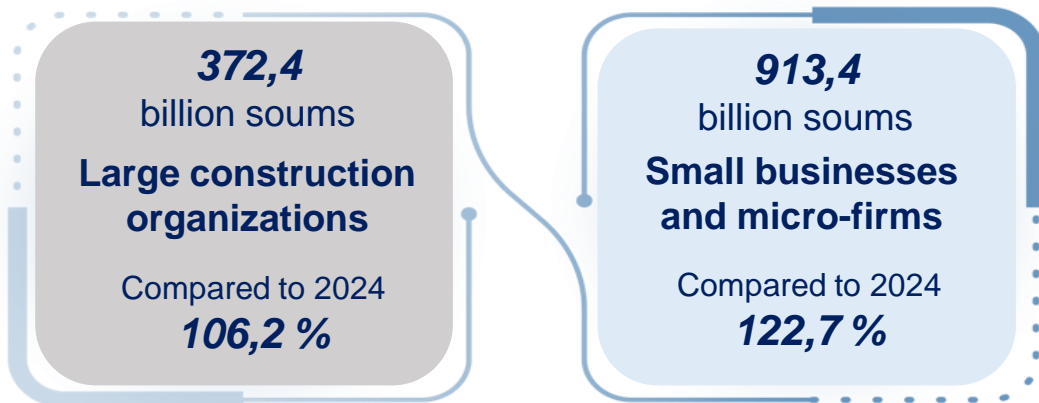


**Main indicators of construction activities  
of specialized construction works**

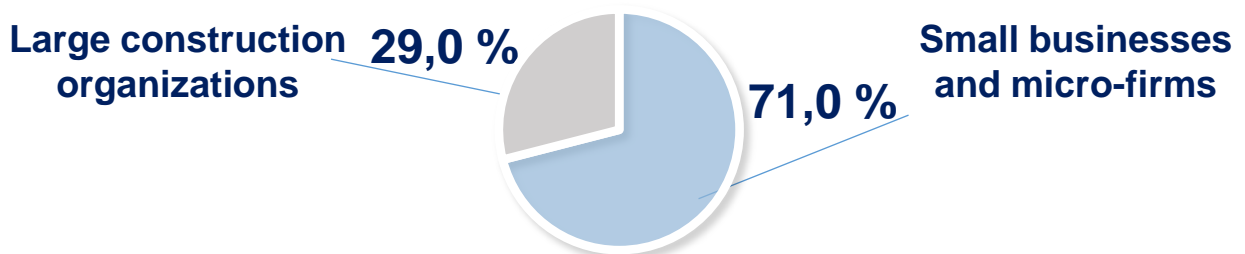
Specialized construction work includes work related to finishing, such as polishing, plastering, painting, tiling floors and walls or covering with finishing materials such as parquet, carpet, wallpaper, etc., as well as floor sanding, finishing, carpentry or soundproofing work, cleaning of external areas, etc.

The specific weight of the volume of construction work performed by large construction organizations for specialized construction work amounted to 29.0 % and, compared to 2024, decreased by 3.0 percentage points. Also, the share of small enterprises and micro firms in the construction of facilities amounted to 71.0 % (increased by 3.0 percentage points).

**Volume and growth rates of specialized construction  
work by types of enterprises  
(for January 2025)**



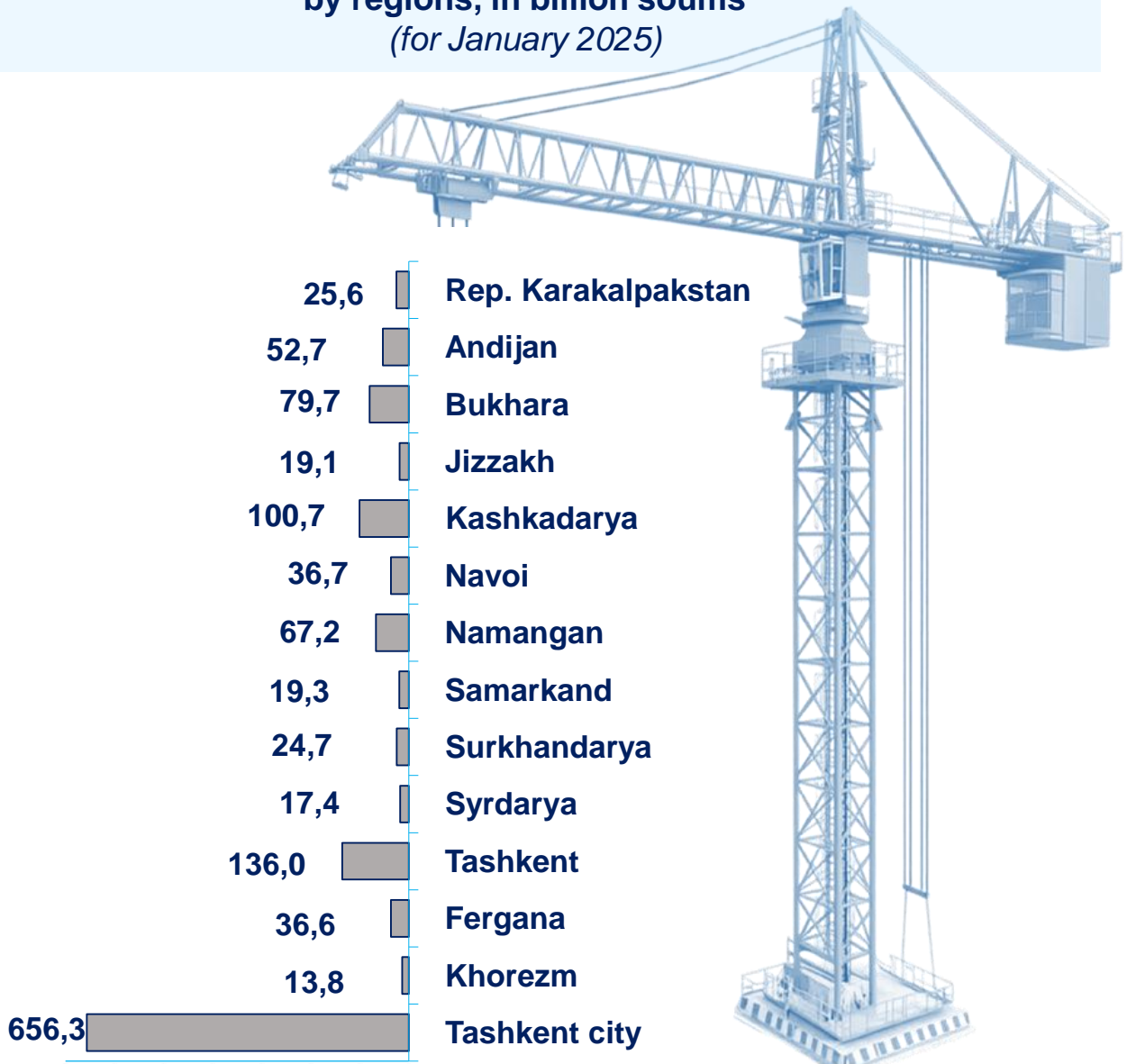
**Share in total volume**



### Main indicators of construction activities of specialized construction works

*For reference:* the highest shares of construction work performed in the specialized construction work activity were noted in Tashkent city (18.0 % of the total volume of construction work performed in this region), Bukhara region (14.5 %) and Namangan region (14.2 %).

### Volume of specialized construction works by regions, in billion soums (for January 2025)



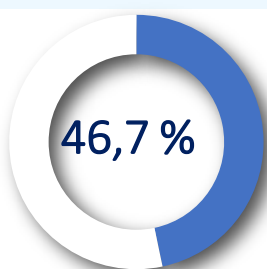
**Structure of the volume of construction works, in billion soums  
(for January 2025)**



It is known that the volume of construction work is formed by its composition, carried out by large construction organizations, small enterprises and micro firms, as well as the informal sector.

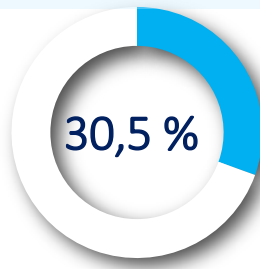
**Distribution of the total volume of construction work  
by types of enterprises and growth rates**

*(for January 2025)*



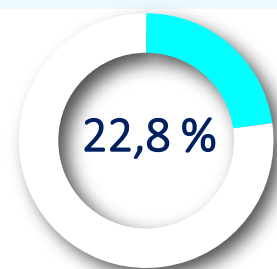
Small businesses  
and micro-firms

Compared to  
2024  
**104,9 %**



Informal sector

Compared to  
2024  
**104,9 %**



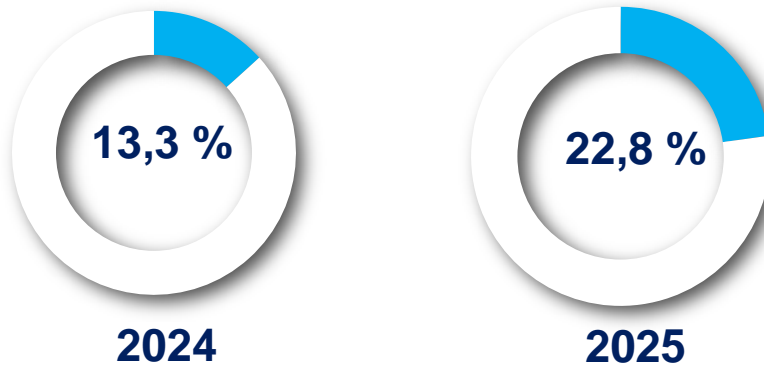
Large construction  
organizations

Compared to  
2024  
**202,8 %**

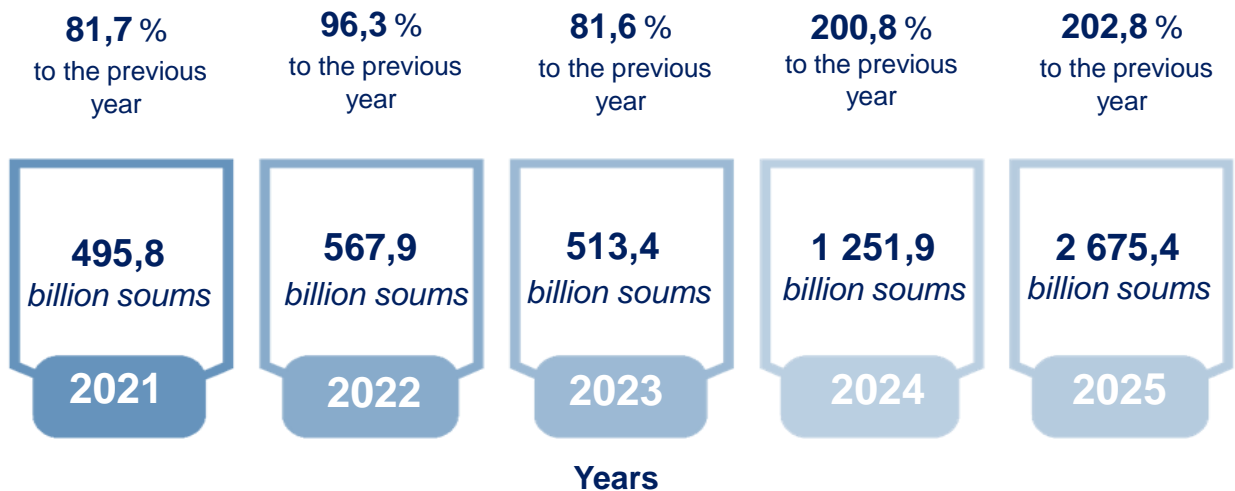
**Main indicators of construction work performed  
by large construction organizations**

The volume of construction work performed by large construction organizations in January 2025 amounted to 2 675.4 billion soums. Compared to 2024, in the period under review, the volume of construction work amounted to 202.8 %, and their share in the total volume increased by 9.5 % and amounted to 22.8 %.

**Large construction organizations, share of total in %  
(for January 2025)**



**Volume and growth rate of construction work performed  
by large construction organizations  
(for January 2025)**





**Main indicators of construction work performed  
by large construction organizations**

*For reference:* the highest share in the volume of construction work performed by large construction organizations was noted in the Kashkadarya region (30.7 % of the total volume of construction work in this region), Navoi region (29.8 %) and Tashkent region (26.7 %).

**Volume by region, in billion soums**

*(for January 2025)*

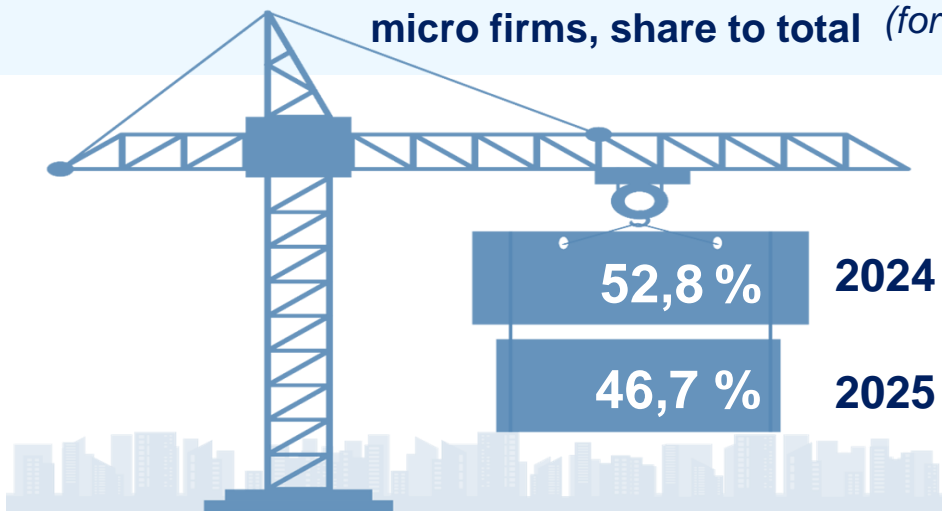
Rep. Karakalpakstan	44,7
Andijan	23,8
Bukhara	107,9
Jizzakh	9,5
Kashkadarya	250,2
Navoi	152,0
Namangan	30,9
Samarkand	59,4
Surkhandarya	28,0
Syrdarya	9,8
Tashkent	378,3
Fergana	95,0
Khorezm	29,4
Tashkent city	848,1



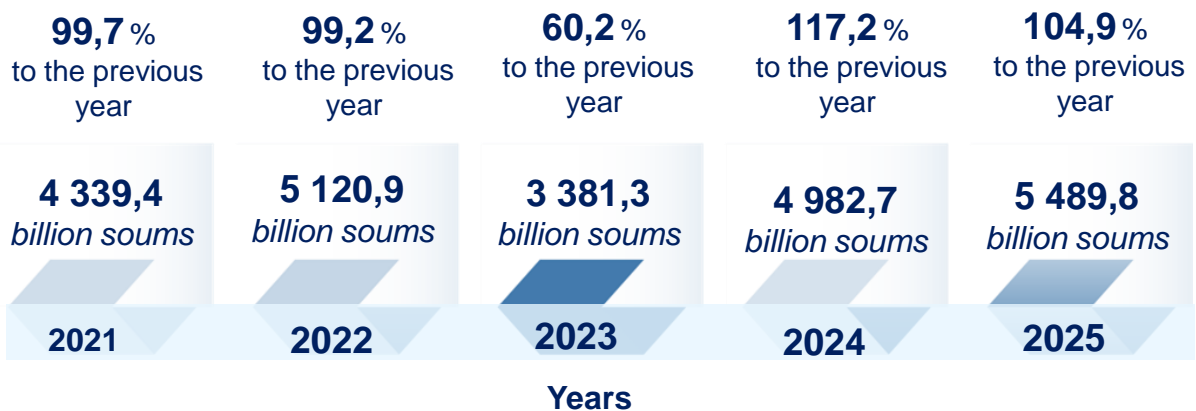
**Main indicators of construction work performed  
by small businesses and micro firms**

The share of construction work performed by small enterprises and micro firms in January 2025 amounted to 46.7 % of their total volume, which is 6.1 % less when compared with 2024. Thus, the total volume of construction work performed by them amounted to 5 489.8 billion soums and, in relation to 2024, it reached 104.9 %.

**Small businesses and  
micro firms, share to total (for January 2025)**



**Volume and growth rate of construction work performed  
by small businesses and micro firms  
(for January)**



## Main indicators of construction work performed by small businesses and micro firms

*For reference:* the largest volume of construction work performed by small businesses and micro firms during the period under review was noted in the Syrdarya region (71.6 % of the total volume of work performed in this region), Andijan region (61.6 %) and Surkhandarya region (60.1 %).

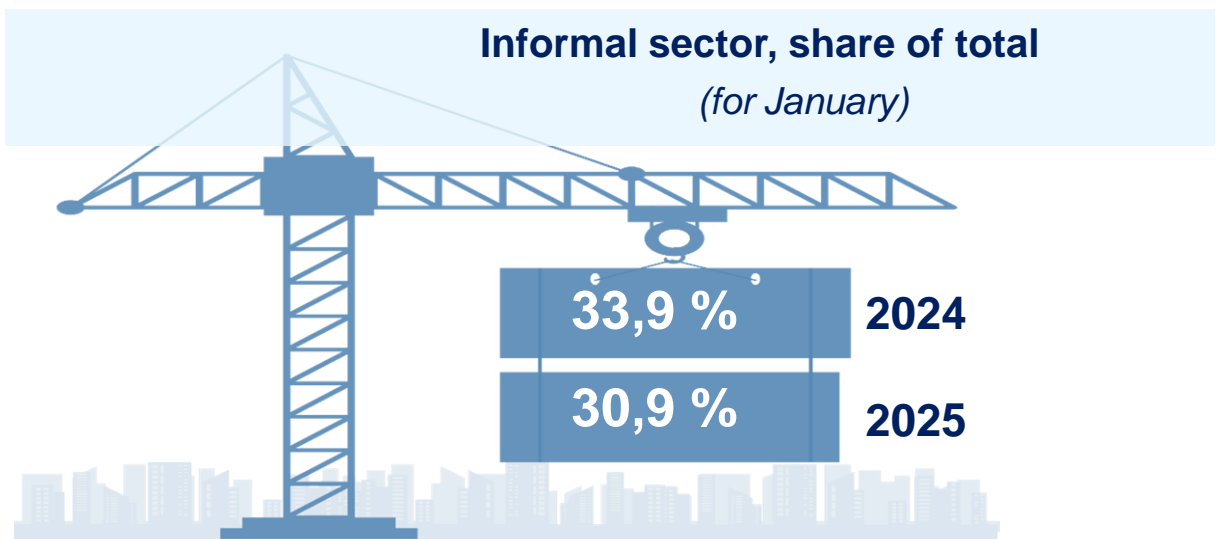
### Volume of construction work performed by small enterprises and micro firms by region, in billion soums (for January 2025)



**Main indicators of the informal sector  
in the total volume of construction work**

The share of construction work in the informal sector amounted to 30.5 %, or 3 590.2 billion soums, and, compared to the same period in 2024, it reached 104.9 %.

In the informal sector, work on individual housing construction reached 2 774.3 billion soums and, in relation to 2024, this amounted to 106.0 %, also on the construction of non-residential properties by individuals - 410.1 billion soums and, in relation to 2024, - 96.0 %, on individual repairs - 405.9 billion soums and, in relation to 2024, - 107.0 %.



**Volume and growth rate of construction work in the informal sector**  
*(for January 2025)*



**Main indicators of the informal sector  
in the total volume of construction work**

*For reference:* the largest volumes of construction work performed by the informal sector during the period under review were noted in Tashkent city (739.2 billion soums), Tashkent region (561.2 billion soums) and Kashkadarya region (309.7 billion soums).

**Volume of the informal sector by region, in billion soums**

*(for January 2025)*



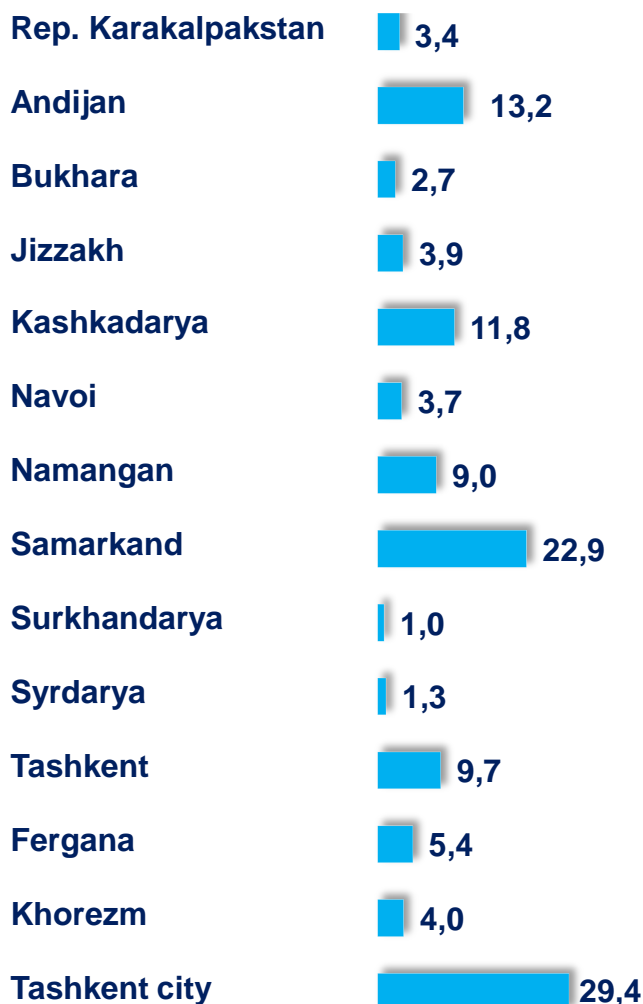
## Main indicators of construction work performed by state-owned organizations

*For reference:* the highest share in the total volume of construction work performed by state-owned enterprises was noted in the Samarkand region (3.6 % of the total volume of construction work in this region), Andijan region (2.5 % of the total volume of construction work in this region) and Kashkadarya region (1.4 % of the total volume of construction work in the region).

### Volume of state ownership by region,

in billion soums

(for January 2025)



### Volume of state ownership,

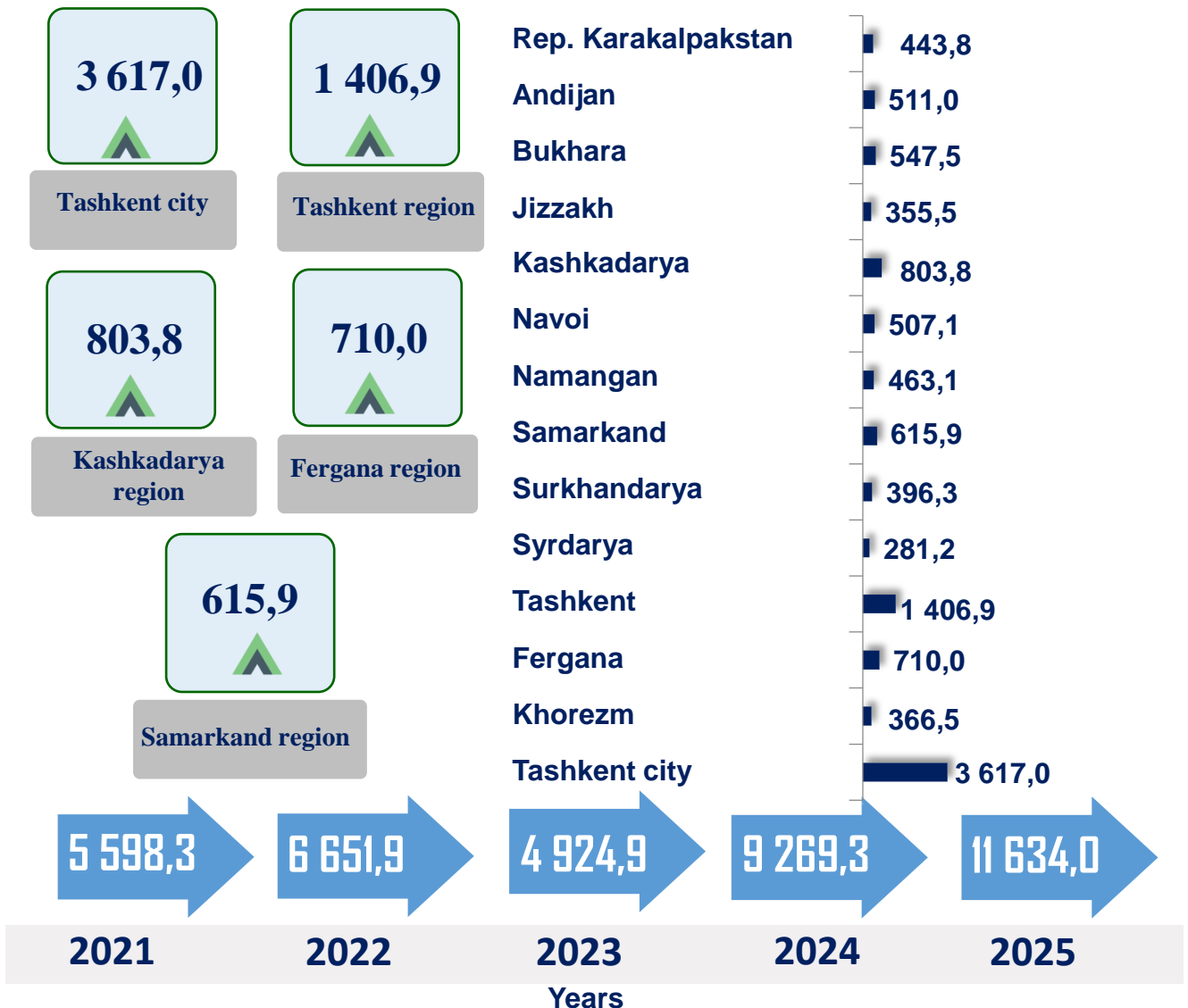
in billion soums



### Main indicators of construction work performed by non-state organizations

*For reference:* the highest share in the total volume of construction work performed by non-state ownership was noted in the Surkhandarya region (99.8 % of the total volume of construction work in this region), the Syrdarya region (99.5 % of the total volume of construction work in this region) and the Bukhara region (99.5 % of the total volume of construction work in the region).

#### Volume of construction works of non-state ownership, in billion soums (for January 2025)



## Explanations of statistical indicators for construction works

**Construction works** are the result of construction production as a set of works performed during the construction, reconstruction, expansion, major and current repairs of buildings and structures.

The cost of construction includes work on the development of sites, preparation and planning of future territories, sanitary and technical work on the installation of water supply, heating, sewerage, construction of foundations, laying of walls, installation of building structures, other contract work (commissioning, hydraulic reclamation, stripping, cultural and technical, etc.).

**A contract for capital construction** is a contract under which the contractor undertakes, at his own risk, to construct and deliver within the established time period specified in the contract, an object, or to perform construction work stipulated by the contract, and the customer undertakes to provide the contractor with a construction site or to provide the scope of work.

**Construction organizations** include all general construction and specialized organizations, as well as mechanization departments, commissioning and drilling organizations that carry out deep exploratory drilling and other work related to the construction of exploratory wells for oil and gas exploration, production wells for their exploration, constructed through capital investments.