

## CONSTRUCTION WORKS IN THE REPUBLIC OF UZBEKISTAN

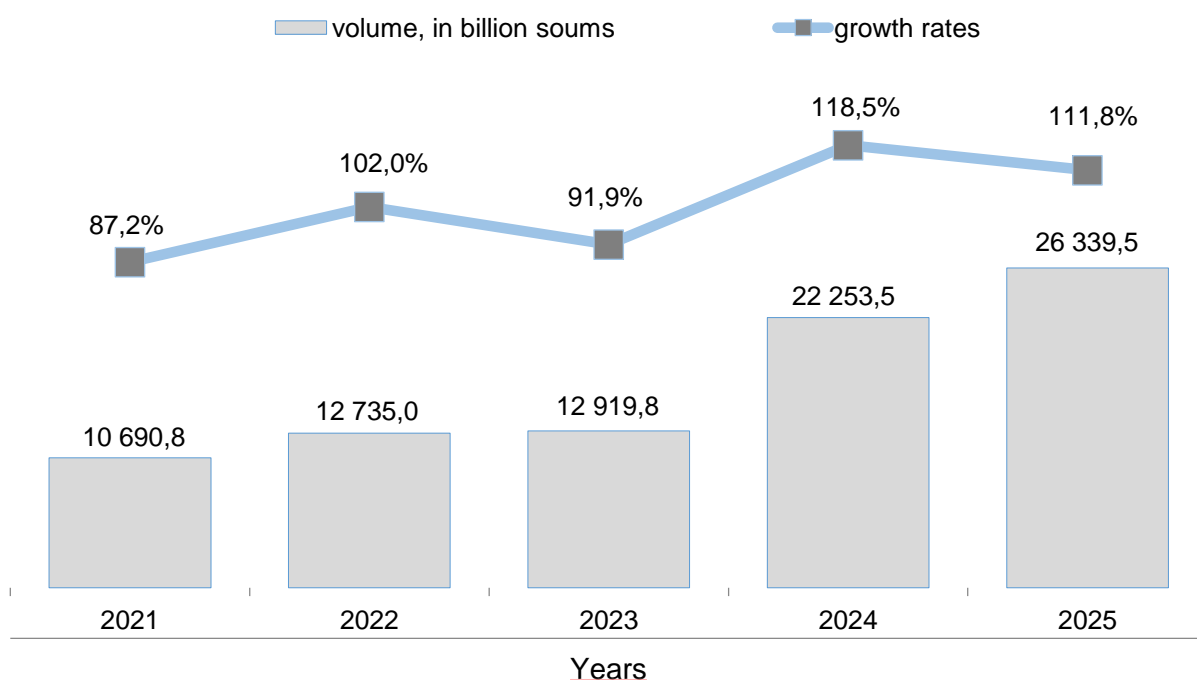
for January-February 2025

- I. Total completed construction works
- II. Construction work on new buildings, reconstruction, expansion and technical re-equipment
- III. Construction works by types of economic activity
- IV. Structure of the volume of construction works by types of enterprises
- V. Metadata and explanations for statistical indicators on construction works

### I. Total completed construction work

In January-February 2025, the volume of construction work completed in Uzbekistan amounted to 26 339.5 billion soums, which, in relation to 2024, is 111.8 %.

#### Volume and growth rate of completed construction works



During the period under review, high volumes of construction work were noted in the regions, in particular in Tashkent city (8 006.3 billion soums), Tashkent (3 372.0 billion soums) and Samarkand (1 613.3 billion soums) regions.

	Volume, in billion soums	Growth rates, in %
Republic of Uzbekistan	26 339,5	111,8
Republic of Karakalpakstan	1 155,7	104,8
Andijan	1 162,9	112,4
Bukhara	1 197,9	106,3
Jizzakh	653,4	108,8
Kashkadarya	1 573,9	107,6
Navoi	1 134,8	109,9
Namangan	1 325,0	110,7
Samarkand	1 613,3	102,9
Surkhandarya	1 046,8	108,7
Syrdarya	509,4	85,0
Tashkent	3 372,0	122,2
Fergana	1 596,7	111,2
Khorezm	877,7	108,6
Tashkent city	8 006,3	103,5

**Indicators on the topic:**

[Volume of construction work \(monthly\)](#)

[Volume of construction works \(annual\)](#)

**II. Construction work on new buildings, reconstruction, expansion and technical re-equipment**

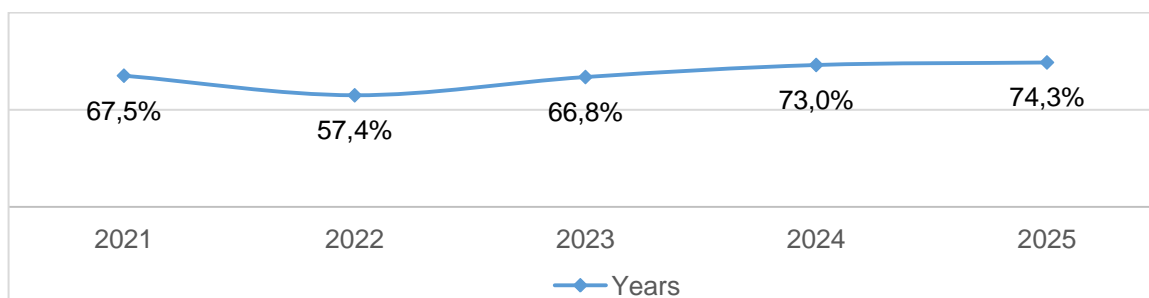
A significant part of the work was carried out on the construction of new buildings and structures. Thus, 74.3 % of their total volume, or 19 571.8 billion soums, were directed to the creation of new production capacities in the sphere of economy, housing and communal services and other social facilities. Including:

large construction organizations – 4 534.9 billion soums, or 23.2 % of their total volume;

small businesses and microfirms – 8 444.1 billion soums, or 43.1 %;

informal sector – 6 592.8 billion soums, or 33.7 %.

**The share of new construction in the total volume of completed construction work**



In January-February 2025, high volumes were noted for new construction work by region, in particular in Tashkent city (5 366.3 billion soums), Tashkent region (2 321.6 billion soums), Samarkand region (1 222.5 billion soums) and Fergana region (1 193.5 billion soums).

**Indicators on the topic:**

[Volume of new construction work \(monthly\)](#)

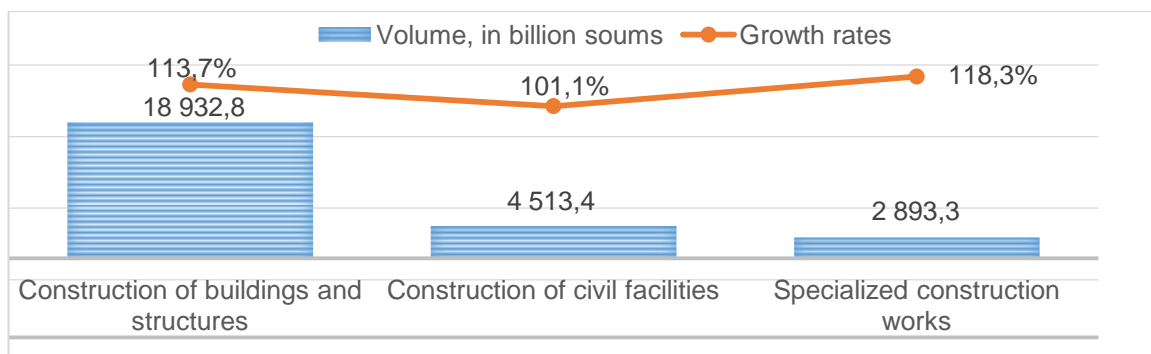
[Volume of new construction works \(annual\)](#)

**III. Construction works by types of economic activity**

Construction work in the Republic of Uzbekistan for the specified period is distributed by types of economic activity as follows:

- the share of construction of buildings and structures reached 71.4 %, which, compared to 2024, amounted to 113.7 %;
- the share of construction of civil facilities was recorded at 17.1 % and, if compared with 2024, it amounted to 101.1 %;
- the share of specialized construction works is 11.0 % and, compared to 2024, this amounted to 118.3 %.

**Construction works by types of economic activity**



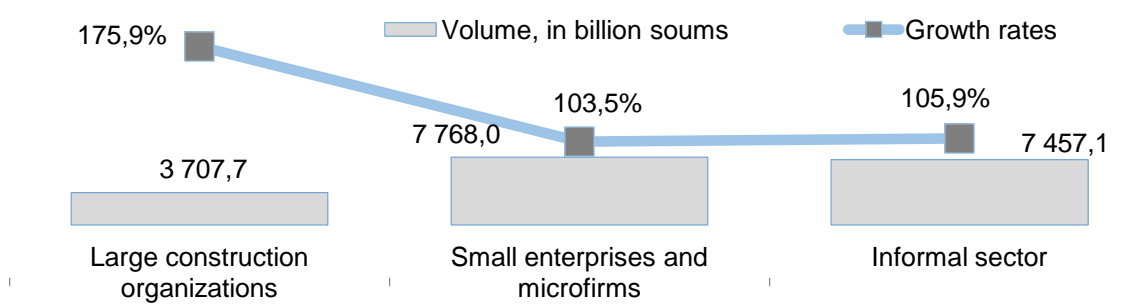
**Main indicators for the construction of buildings and structures**

The share of the total volume of construction work performed by large construction organizations in the overall structure of buildings and structures amounted to 19.6 % and, compared to 2024, it increased by 6.9 p.p.

The share of small businesses and microfirms in this type of activity, when compared with 2024, decreased by 4.4 p.p. and amounted to 41.0 %.

The share of the informal sector, compared to 2024, decreased by 2.5 p.p. and amounted to 39.4 %.

**Volume and growth rate of construction of buildings and structures**



The highest shares of construction work on the construction of buildings and structures were noted in Jizzakh (82.5 % of the total volume of construction work carried out in this region), Surkhandarya (77.3 %) and Kashkadarya (75.7 %) regions.

**Indicators on the topic:**

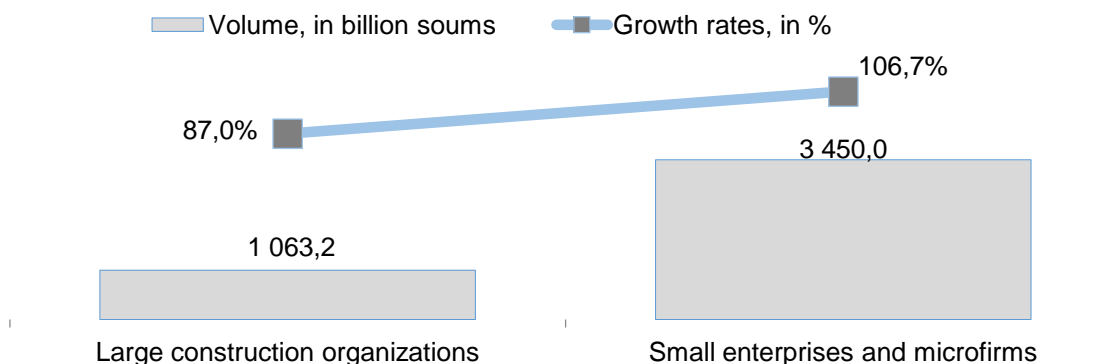
[Volume of construction of buildings and structures \(monthly\)](#)

[Volume of construction of buildings and structures \(annual\)](#)

**Main indicators of construction of civil facilities**

The share of the volume of construction work performed by large construction organizations for the construction of civil facilities amounted to 23.6 % and decreased, compared to 2024, by 3.6 p.p., small enterprises and microfirms - by 76.4 % (increased by 3.9 p.p.).

Volume of construction of civil facilities  
by types of enterprises



The highest shares of construction work performed in the civil engineering construction activity were noted in Samarkand (46.0 % of the total volume of construction work performed in this region), Bukhara (29.7 %) and Syrdarya (22.7 %) regions.

**Indicators on the topic:**

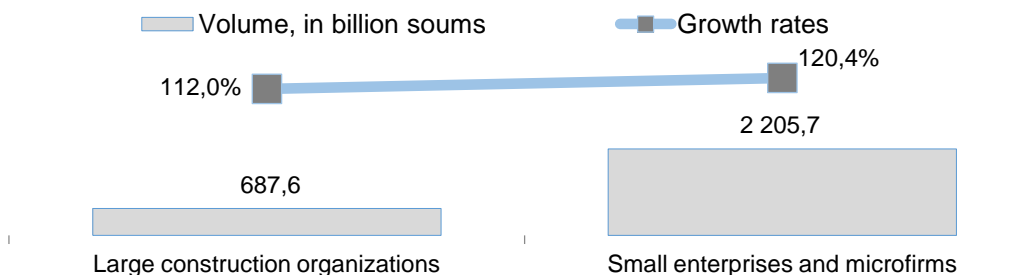
[Volume of construction of civil facilities \(monthly\)](#)

[Volume of construction of civil facilities \(annual\)](#)

**Main indicators of specialized construction works**

The share of the volume of construction work performed by large construction organizations for specialized construction work amounted to 23.8 % and, compared to 2024, decreased by 1.3 p.p. Also, the share of small enterprises and microfirms in the construction of facilities amounted to 76.2 % (increased by 1.3 p.p.).

### Volume and growth rates of specialized construction works



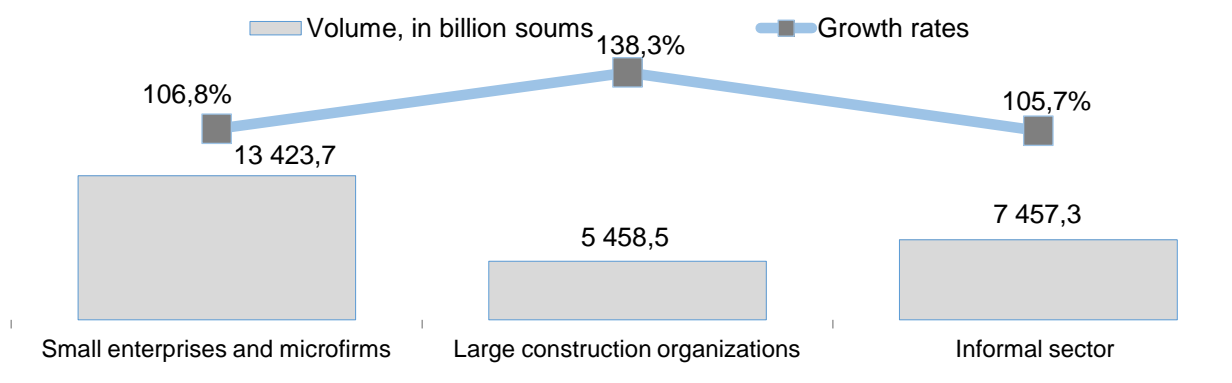
The highest shares of construction work performed in the specialized construction work activity were noted in Tashkent city (16.3 % of the total volume of construction work performed in this region), Bukhara (15.6 %) and Namangan (15.1 %) regions.

#### Indicators on the topic:

[Volume of specialized construction works \(monthly\)](#)

[Volume of specialized construction works \(annual\)](#)

### IV. Structure of the volume of construction works by types of enterprises



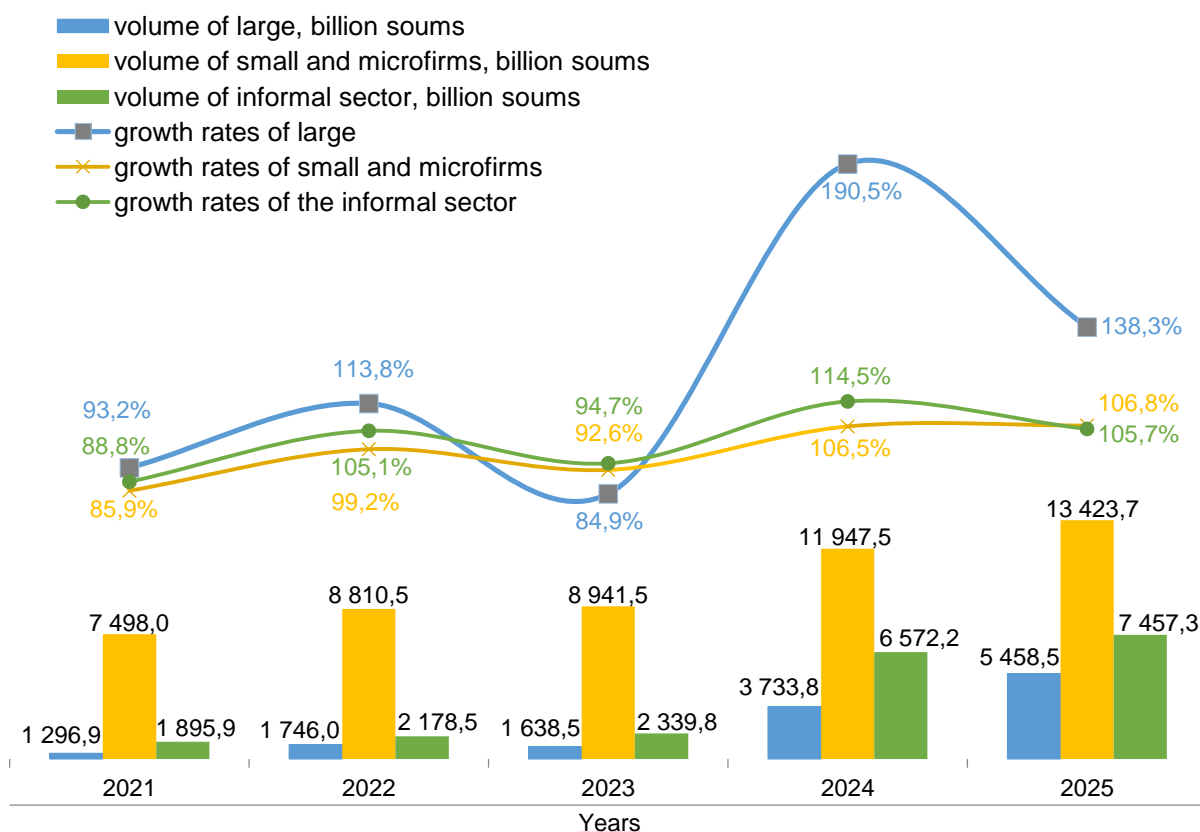
The volume of construction work performed by large construction organizations in January-February 2025 amounted to 5 458.5 billion soums. Compared to 2024, in the period under review, the volume of construction work amounted to 138.3 %, and their share in the total volume increased by 3.9 % and amounted to 20.7 %.

The share of construction work performed by small enterprises and microfirms in the period under review amounted to 51.0 % of their total volume, which is 2.7 % less when compared with 2024. Thus, the total volume of construction work performed by them amounted to 13 423.7 billion soums and, in relation to 2024, it reached 106.8 %.

The share of construction work in the informal sector amounted to 28.3 %, or 7 457.3 billion soums, and, compared to the same period in 2024, it reached 105.7 %.

In the informal sector, work on individual housing construction reached 5 677.2 billion soums and, in relation to 2024, this amounted to 106.7 %, also on the construction of non-residential properties by individuals - 915.6 billion soums and, in relation to 2024, - 101.0 %, on individual repairs - 864.5 billion soums and, in relation to 2024, - 104.2 %.

### Volume and growth rates of construction work by type of enterprise



### Volume of construction work by type of enterprise by region

	Volume, billion soums			Growth rates, in %		
	Large	Small and microfirms	Informal sector	Large	Small and microfirms	Informal sector
Republic of Uzbekistan	5 458,5	13 423,7	7 457,3	138,3	106,8	105,7
Republic of Karakalpakstan	67,7	647,6	440,4	131,2	103,0	104,3
Andijan	92,1	752,5	318,3	166,7	111,7	104,1
Bukhara	202,1	725,3	270,5	127,1	103,1	102,4
Jizzakh	41,8	314,8	296,8	201,0	108,2	102,6
Kashkadarya	327,7	647,4	598,8	135,0	103,4	100,5
Navoi	284,0	550,2	300,6	138,4	102,9	102,7
Namangan	107,1	700,0	517,9	260,7	102,6	109,4
Samarkand	171,4	1 003,1	438,8	64,6	114,3	103,4
Surkhandarya	98,0	560,1	388,7	153,4	106,1	104,6
Syrdarya	40,5	345,6	123,3	21,8	117,9	103,1
Tashkent	651,3	1 282,7	1 438,0	198,8	107,7	115,7
Fergana	293,0	859,5	444,2	152,4	106,0	102,5
Khorezm	88,0	364,6	425,1	161,4	103,6	105,8
Tashkent city	1 880,1	4 670,3	1 455,9	97,0	106,7	102,7

The highest growth rates of construction work performed by large construction organizations were noted in Namangan (260.7 % compared to the corresponding period of 2024), Jizzakh (201.0 %) and Tashkent (198.8 %) regions.

The highest growth rates of construction work performed by small businesses and microfirms in the period under review were noted in Syrdarya (117.9 % of the corresponding period in 2024), Samarkand (114.3 %) and Andijan (111.7 %) regions.

The highest growth rates of construction work performed by the informal sector in the period under review were noted in Tashkent (115.7 % compared to the corresponding period in 2024), Namangan (109.4 %) and Khorezm (105.8 %) regions.

## V. Metadata and explanations for construction works

**Construction works** – the result of construction production as a set of works performed during the construction, reconstruction, expansion, major and current repairs of buildings and structures.

The cost of construction includes work on site development, sanitary and technical work on water supply, sewerage, installation of building structures, and other contract work (commissioning, cultural and technical, etc.).

Statistical accounting of construction works is carried out in the amount of the volume actually completed during the reporting period, regardless of the moment of its payment in actual prices of the reporting period, without value added tax.

The formation of statistical information on the volume of construction work is carried out on the basis of:

a) statistical reporting (monthly, annual) of legal entities engaged in construction activities;

b) results of quarterly sample surveys of the activities of small enterprises and microfirms;

c) statistical reporting of territorial offices of the Chamber of State Cadastres, monitoring the construction of individual housing and non-residential properties by individuals;

d) data from sample statistical surveys of commissioned individual residential buildings;

e) statistical assessment of the volume of repairs of individual residential buildings carried out by private means.

Metadata links:

<https://stat.uz/files/350/METAMALUMOTLARru/1928/-pdf>

<https://stat.uz/files/350/METAMALUMOTLARru/1930/----.pdf>

---

**Responsible for the release:**

Department of Investment  
and Construction Statistics

**Executor:**

D. Khidiralieva  
71 203-80-00 (1163)

**Address:**

