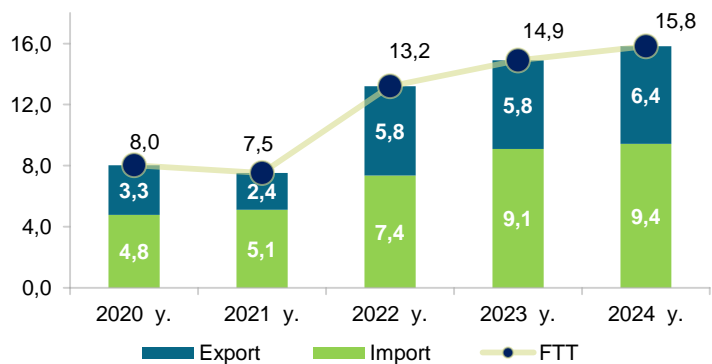
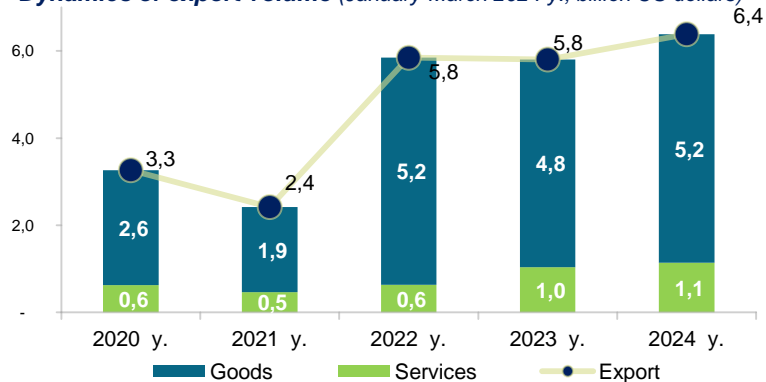


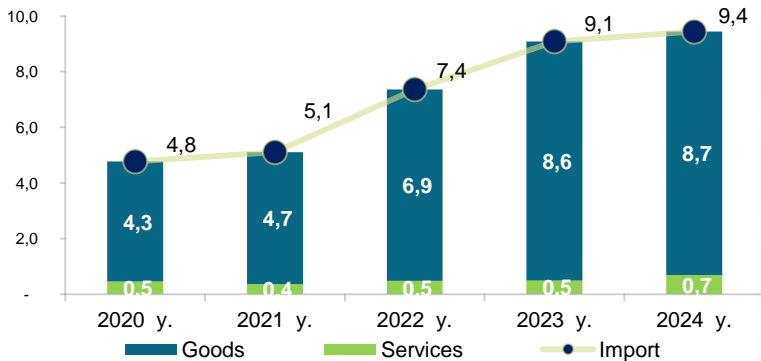
**Foreign trade turnover (FTT)** (January-March 2024 y., billion US dollars)



**Dynamics of export volume** (January-March 2024 y., billion US dollars)



**Dynamics of import volume** (January-March 2024 y., billion US dollars)



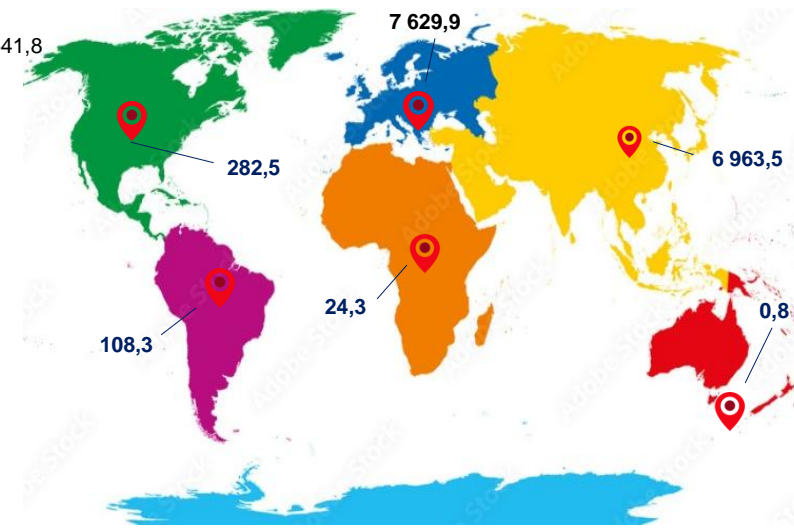
**Structure of goods and services** (January-March 2024 y., million US dollars)



**Share of major partner countries** (January-March 2024 y., in %)



**FTT by continents** (January-March 2024 y., million US dollars)



Continent	FTT (million US dollars)	Share (%)
Europe	7 629,9	50,8 %
Asia	6 963,5	46,4 %
Africa	24,3	0,2 %
North America	282,5	1,9 %
South America	108,3	0,7 %
Australia	0,8	0,01 %

**FTT with the CIS countries and international economic organizations** (January-March, 2023, billion US dollars)

