

Demographic situation

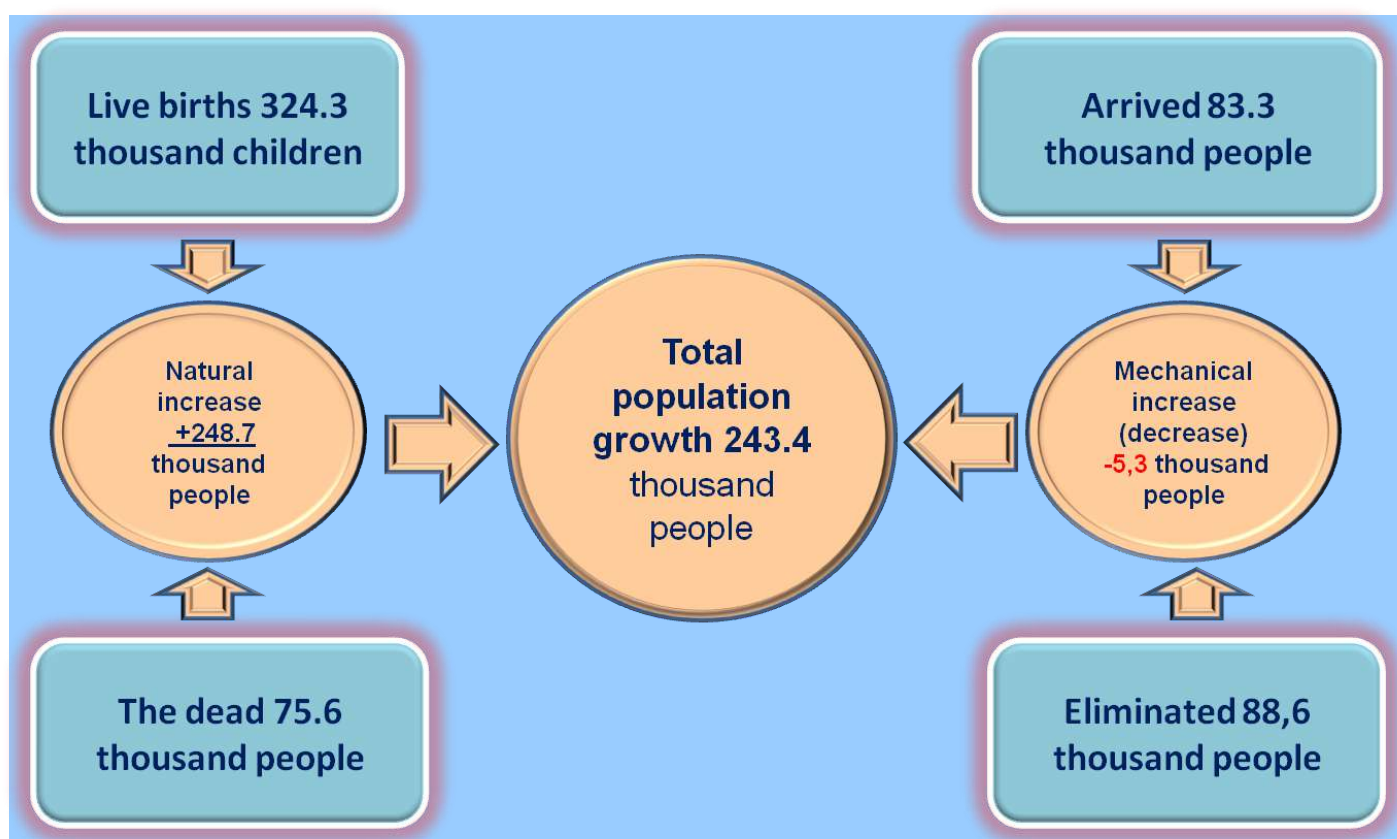
(preliminary data)

Population: As of July 1, 2018, the resident population of the Republic of Uzbekistan was 32900.1 thousand people and for the current period of 2018 increased by 243.4 thousand people or by 0.7 %. In particular, the urban population amounted to 16,646.1 thousand people (50.6 % of the total population), the rural population - 16254.0 thousand people (49.4 %).

Note: January-June 2018

- The population increased by **243,4 thousand people**.
- The number of live births was **324.3 thousand children**.
- **75,6 thousand deaths** were registered.
- The registrar has registered **104.9 thousand marriages** and **16.4 thousand divorces**.

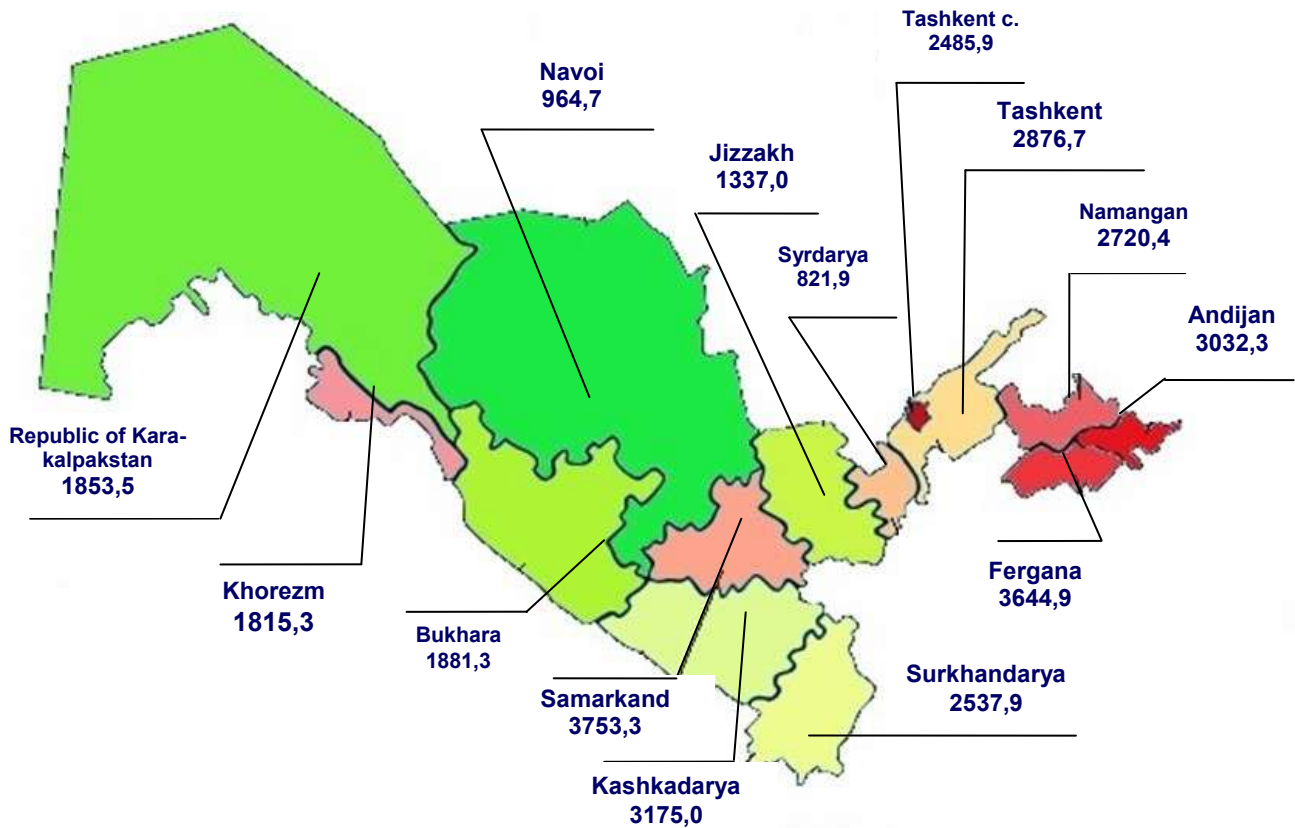
Total population growth in the Republic of Uzbekistan (for January-June of 2018)



Demographic situation

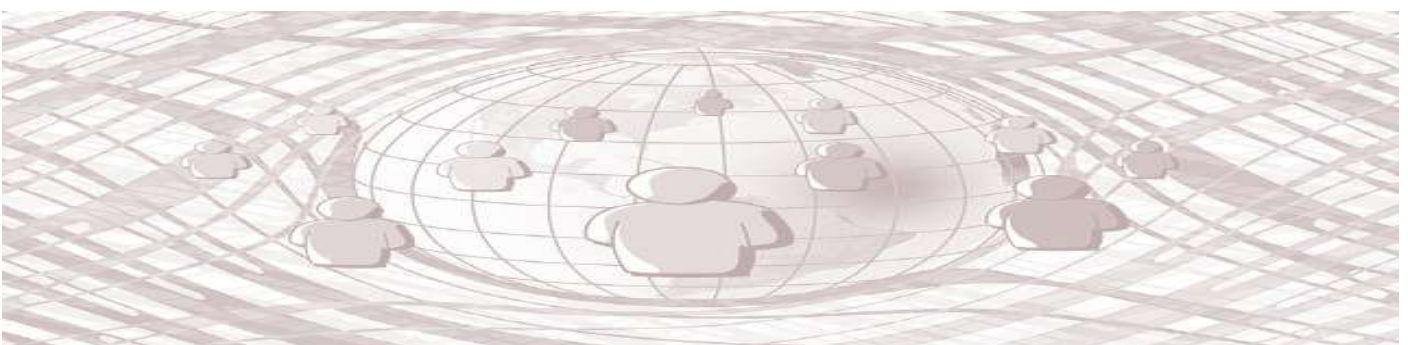
Population by region (as of July 1, 2018, thousand people)

preliminary data



Analysis by regions of the republic showed that as of July 1, 2018, the largest population was observed in the Samarkand region - 3,753,300 people (11.4 % of the total population of the republic) and 3644.9 in the Fergana region thousand people (11.1 %), and the smallest population was observed in Navoi region - 964.7 thousand people (2.9 %) and in Syrdarya region - 821.9 thousand people (2.5 %).

In terms of regions, the largest increase in population with the same period of 2017 was observed in Surkhandarya region (2.1 %), in Samarkand and Kashkadarya regions (2.0 %), in Jizzakh region (1.9 %), Namangan region (1.8 %), the lowest growth was registered in the Republic Karakalpakstan (by 1.4 %) and the Tashkent region (by 1.2 %).



Demographic situation

Fertility. In January-June of 2018, 324.3 thousand children were born (hereinafter referred to as live births referring to live births), respectively, the birth rate per 1000 population was 20.0 ppm and, compared to the same period in 2017, increased by 0, 5 ppm (for January-June 2017 - 19.5 ppm).

The birth rate increased significantly in Samarkand (from 21.0 ppm to 22.9 ppm) and Kashkadarya (from 21.4 ppm to 22.4 ppm), and the decline was observed in Navoi (from 19, 8 ppm to 19.1 ppm) and in the Khorezm regions (from 16.7 ppm to 16.2 ppm).

In order of birth, 31.6% of mothers were first children, 36.6 % - 2 children, 31.8 % - 3 or more under the account of the mother's child.

Note:

The child is considered to be born alive if one of the criteria live birth (breathing, palpitation, navel pulsation, involuntary muscle contraction). At the same time the mother should have a gestation period of 22 weeks or more, a child's growth of 25 cm and more, weight from 500 grams and more.

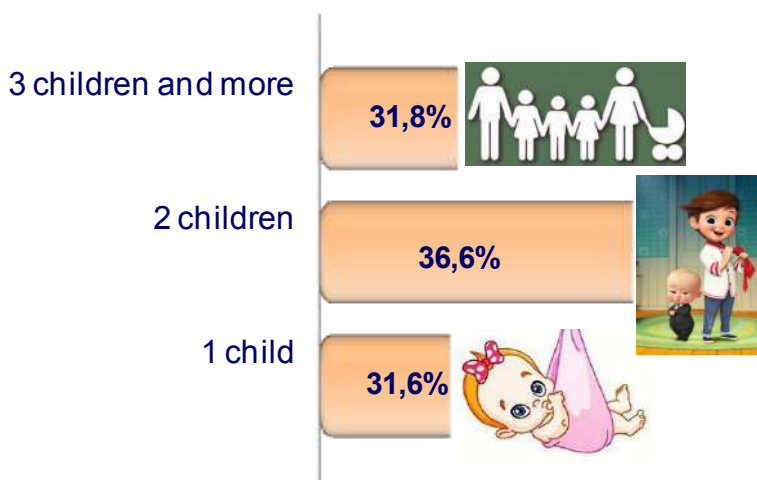


**Girls:
154,3
thsd.**



**Boys:
170,0
thsd.**

Birth by birth order of mothers, in %




In January-June, 2018, the number of children born was 324.3 thousand and was distributed according to the age of the mother at the time of birth, who reached the age of 20-24 - 120.6 thousand (37.2 %), 25-29 years - 115.8 thousand (35.7 %), 30-34 years - 58, 5 thousand (18.0 %).

Demographic situation

Mortality. In January-June of 2018, 75.6 thousand deaths were registered, respectively, the death rate was 4.7 ppm and compared to the same period in 2017 decreased by 0.2 ppm (in January-June 2017 - 4.9 ppm)

Compared with the same period in 2017, the death rate increased only in the Tashkent region (from 5.7 ppm to 5.8 ppm) significantly decreased in Navoi (from 4.7 ppm to 4.2 ppm), the Fergana (with 5.0 ppm up to 4.5 ppm), Khorezm (from 4.6 ppm to 4.1 ppm), Namangan (from 4.8 ppm to 4.4 ppm) and Andijan regions (from 5.5 per mille to 5.1 per mille).

Deceased



Men:
41,0 тыс.

Women:
34,6 тыс.

Of the total number of dead, 7.3% died under the age of able-bodied (in 2017 - 7.8%), 26.7% died at working age (in 2017 - 26.7%) and 66.0% died at the age of older than the able-bodied (in 2017 - 65.5%).

The number of deaths in January-June 2018 compared to the same period in 2017 decreased by 3.1 thousand people.

Distribution of deceased by major age groups (in relation to all deceased ,%)

2017 january-june

7,8 %

younger than working age



26,7 %

at working age



65,5 %

over working age



2018 january-june

7,3 %

26,7 %

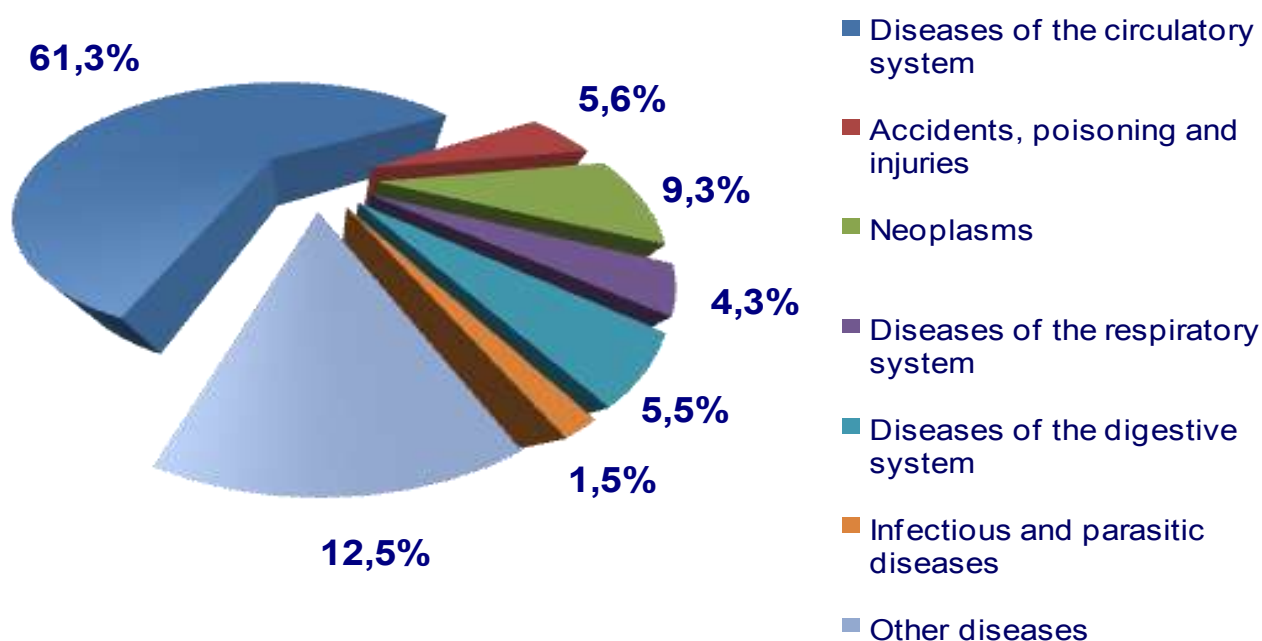
66,0 %

Demographic situation

Out of the total number of registered deaths in January-June 2018, 61.3% died from circulatory system diseases, 9.3% from neoplasms, 5.6% from accidents, poisonings and injuries, 5.5% from diseases of the digestive system, 4.3% of respiratory diseases, 1.5% of infectious and parasitic diseases and 12.5% of other diseases.

The number of registered deceased children under the age of 1 year was 3.5 thousand, 59.6% of them died from conditions originating in the perinatal period, 16.8% from respiratory diseases, 12.9% from congenital anomalies, 2.2% - from accidents, poisonings and injuries, 2.0% from infectious and parasitic diseases, 0.8% from diseases of the digestive system, 5.7% from other diseases.

Distribution of deaths for the main causes of death
(in relation to the total number of deceased, in%)



Natural increase in population. In January-June 2018, the natural increase in the population amounted to 248.7 thousand people and increased by 15.6 thousand people compared to the same period in 2017 (233.1 thousand people

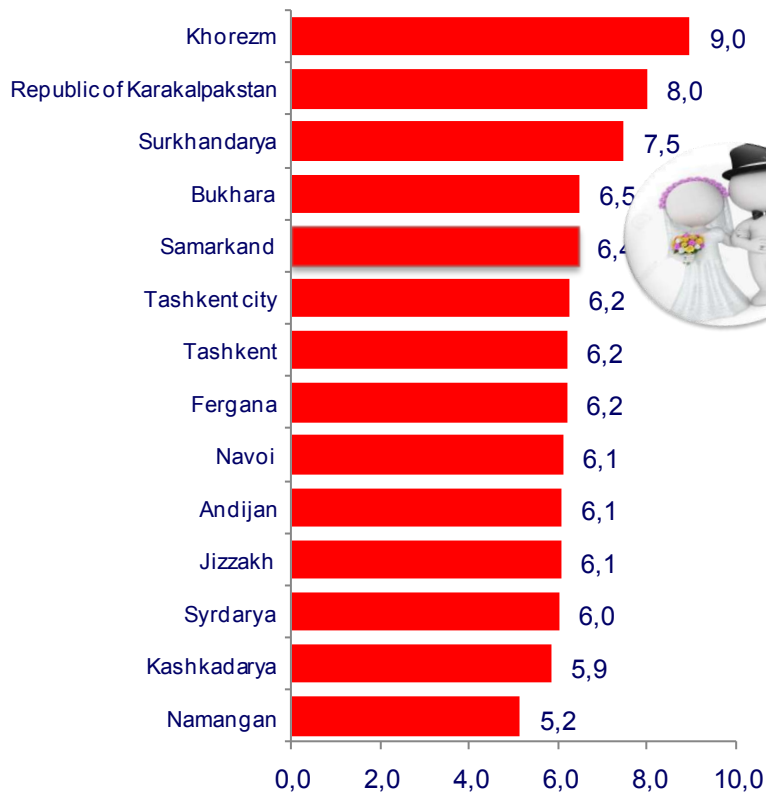


Natural increase:
248,7 thousand

Demographic situation

Marriage rate

(for January-June 2018, per 1000 population, per mile)



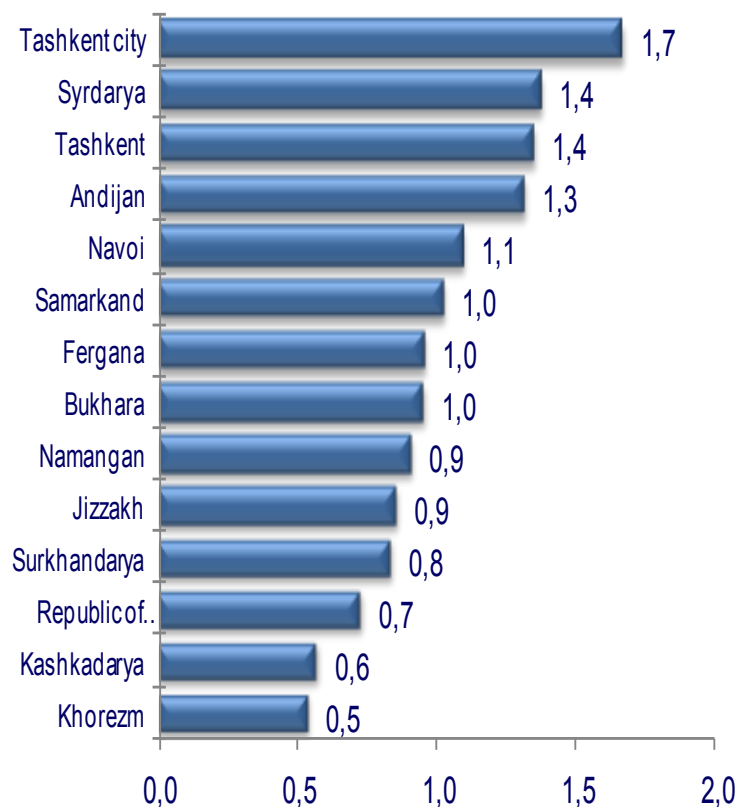
Marriages. During the period from January to June 2018, the registry offices registered 104.9 thousand marriages. In the republic, the marriage rate per 1000 population was 6.5 per mille.

The growth rate of registered marriages compared to the same period in 2017 was observed in the Syrdarya (122.4%), Jizakh (121.7%), Andijan (118.0%), Fergana (114.9%) and Tashkent (114.8% %) regions.



Divorce rate

(for January-June 2018, per 1000 population, per mille)



Divorces. For the period from January to June 2018, the registrar's offices registered 16,400 divorces. In the republic, the divorce rate per 1,000 population was 1.0 ppm.

The growth rate of registered divorces compared to the same period in 2017 was observed in Surkhandarya (126.7%), Andijan (120.8%), Syrdarya (112.7%), and Tashkent (114.5%). Compared with the same period in 2017, the decrease was observed in Khorezm (30.9%), Navoi (10.1%) regions.

Demographic situation

Demographic situation in the capital.

As of July 1, 2018 in Tashkent, the capital of the Republic of Uzbekistan, the resident population was 2,485,900 people and in January-June 2018 increased by 21.0 thousand people or by 0.9%.



For January-June of 2018, 21.0 thousand children were born. The birth rate per 1000 population was 17.1 ppm and compared with the same period in 2017 increased by 0.6 ppm (in 2017 - 16.5 ppm).

The number of deaths in January-June of 2018 was 8.0 thousand people, of them 300 children who died before the age of 1 year. The death rate was 6.5 ppm and compared to the same period in 2017 decreased by 0.3 ppm (in 2017 - 6.8 ppm).

The natural increase in the population of the capital was 13,0 thousand people and compared to the same period in 2017 increased by 1.3 thousand. (in 2017, 11.7 thousand people).

The bodies of the registry office for January-June 2018 was registered 7.7 thousand marriages and 2.0 thousand divorces.

The marriage rate for 1000 population was 6.2 ppm and compared to the same period in 2017 increased by 0.5 ppm (in 2017 - 5.7 ppm).



The divorce rate per 1000 population was 1.7 ppm and compared with the same period in 2017 increased by 0.2 ppm (in 2017, 1.5 ppm).

Demographic situation

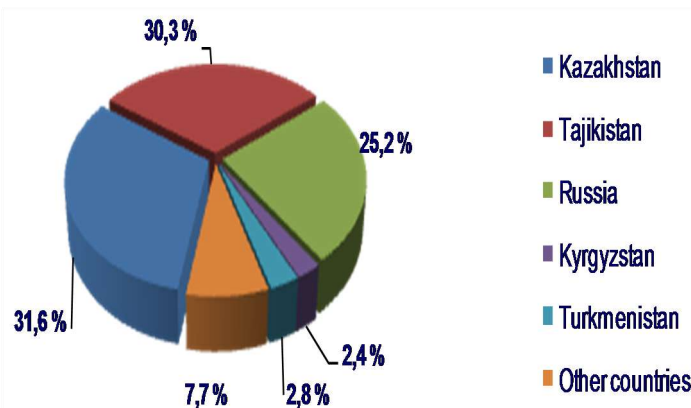
Migration. In January-June 2018, the number of arrivals was 83,3 thousand people (internal - 82,0 thousand people, external - 1,3 thousand people), and the number of those who left 88,6 thousand people (internal - 82,0 thousand people, external - 6,6 thousand people). The balance of migration was minus 5,3 thousand people and compared with the same period in 2017 decreased by 4,3 thousand people.

Migration of population (thousand people)

	January June 2017	January June 2018
Arrived	82,5	83,3
Outgoing	92,1	88,6
Migration balance	- 9,6	- 5,3

The high level of the balance of migration falls on the Tashkent (minus 2,6 thousand people), Kashkadarya (minus 2,1 thousand people) and the Republic of Karakalpakstan (minus 1,7 thousand people).

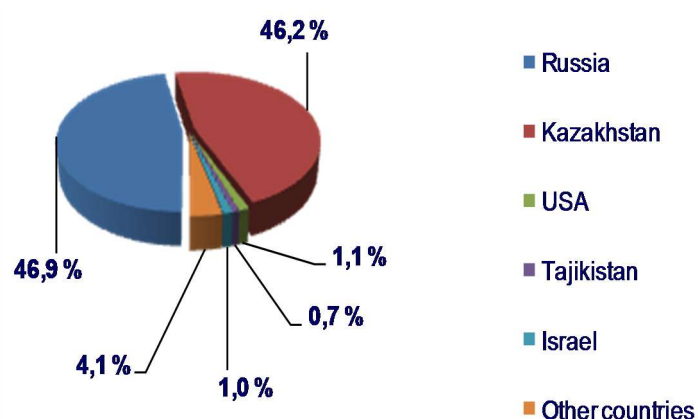
Distribution of arrivals from abroad to the Republic of Uzbekistan
(for January-June of 2018, to the total number of arrivals from abroad,%)



The number of arrivals to Uzbekistan for permanent residence from abroad is **1,292 people**



The distribution of those who left the country from the Republic of Uzbekistan
(for January-June of 2018, to the total number of those who left the country,%)



Number of departures from Uzbekistan for permanent residence abroad **6568 people**



The State Committee of the Republic
of Uzbekistan on Statistics

Department of Demography and Labor Statistics
Responsible: B. Shodiev tel: (71) 230-80-65