



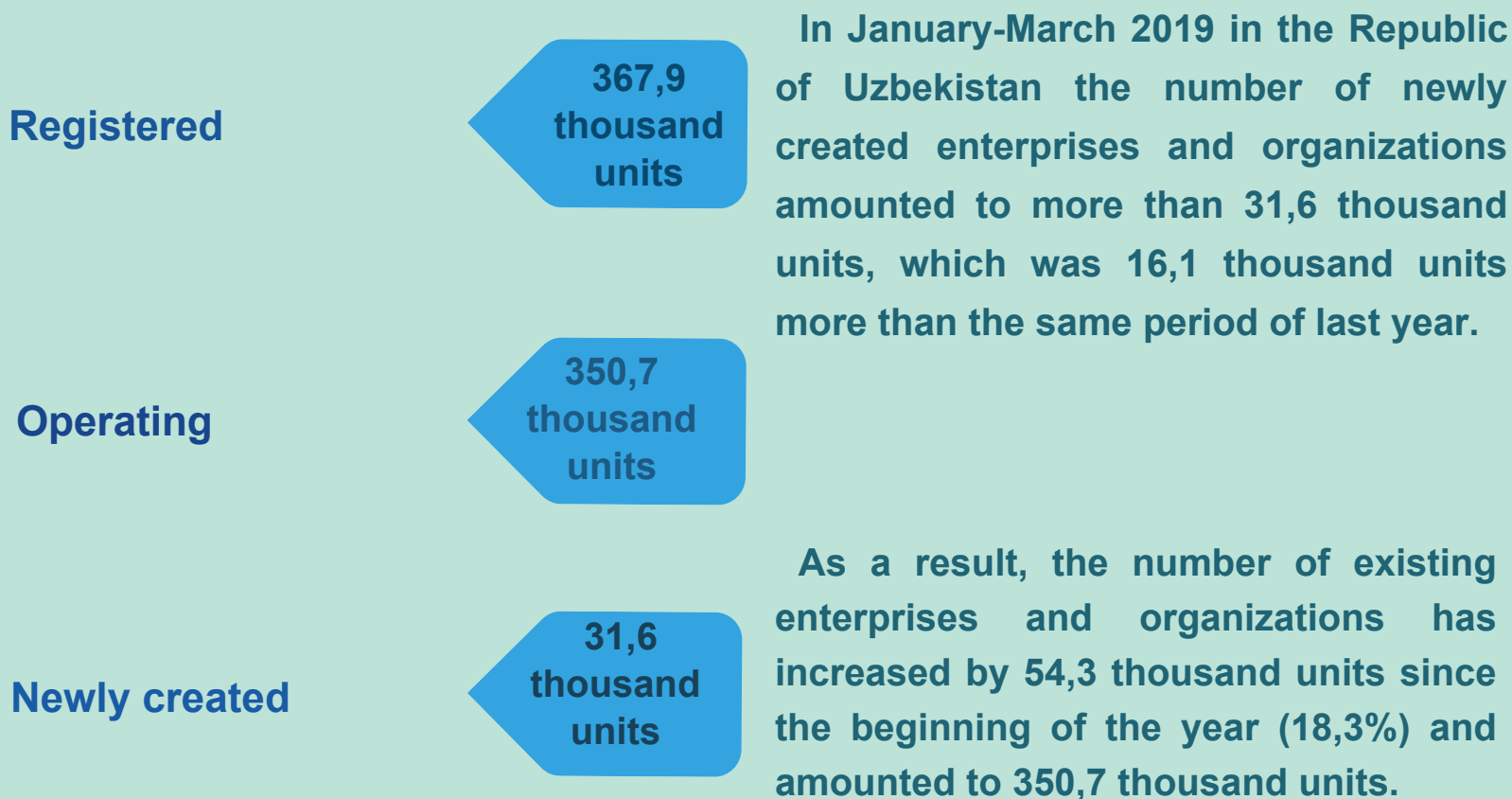
The State Committee of the Republic of Uzbekistan on Statistics



Enterprises and organizations

(as of April 1, 2019)

(without farms and dekhkan farms)

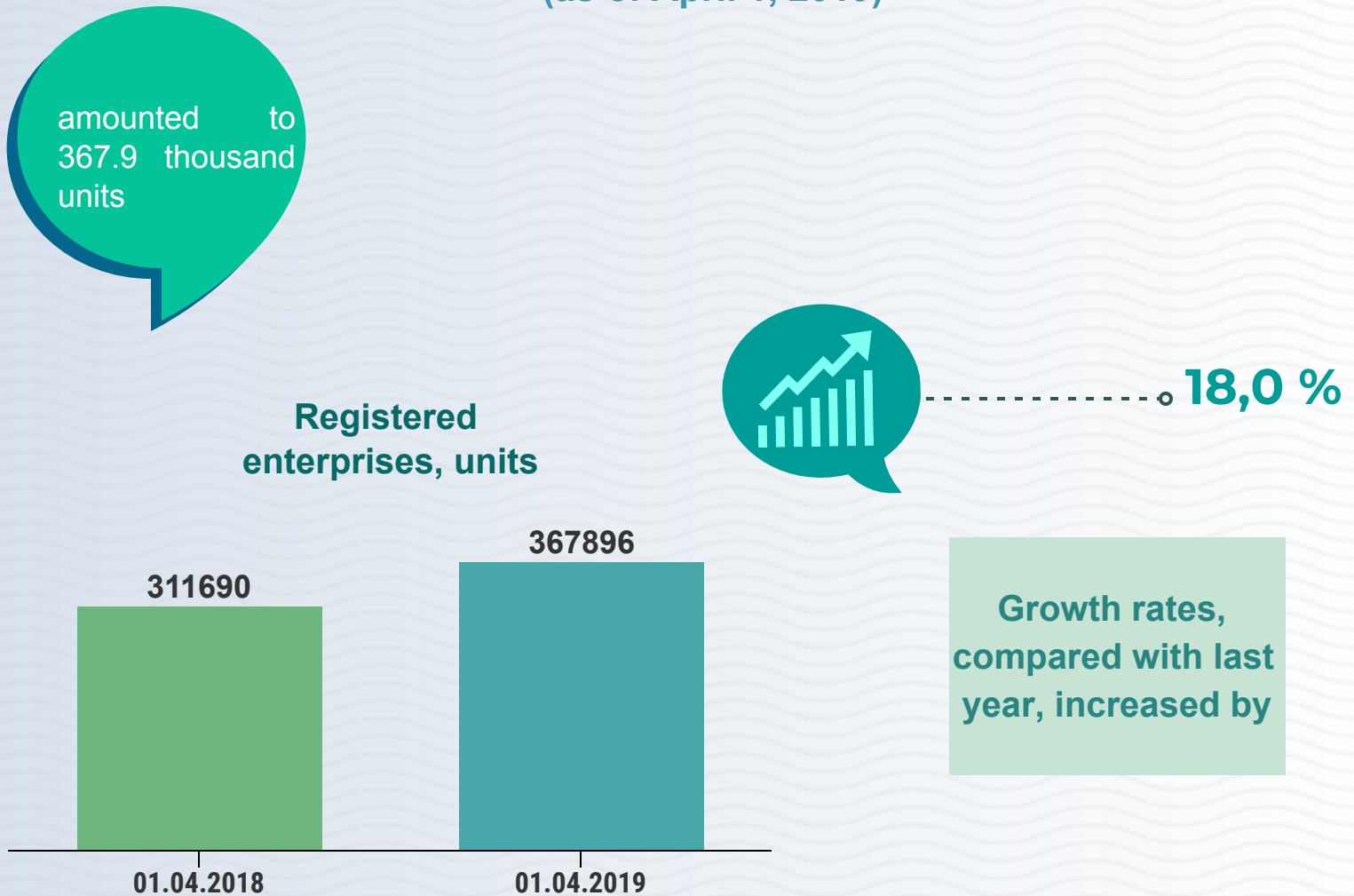


A number of positive changes are occurring in our country related to the acceleration of the development of small and medium-sized businesses, and therefore a favorable business environment is being created. Important decisions are made in legislation in the field of state registration and accounting of business entities, as well as improving the automated system of state registration. All this is a necessary factor for the creation and development of private business by public and foreign investors.

Number of registered enterprises and organizations

(without farms and dekhkan farms)

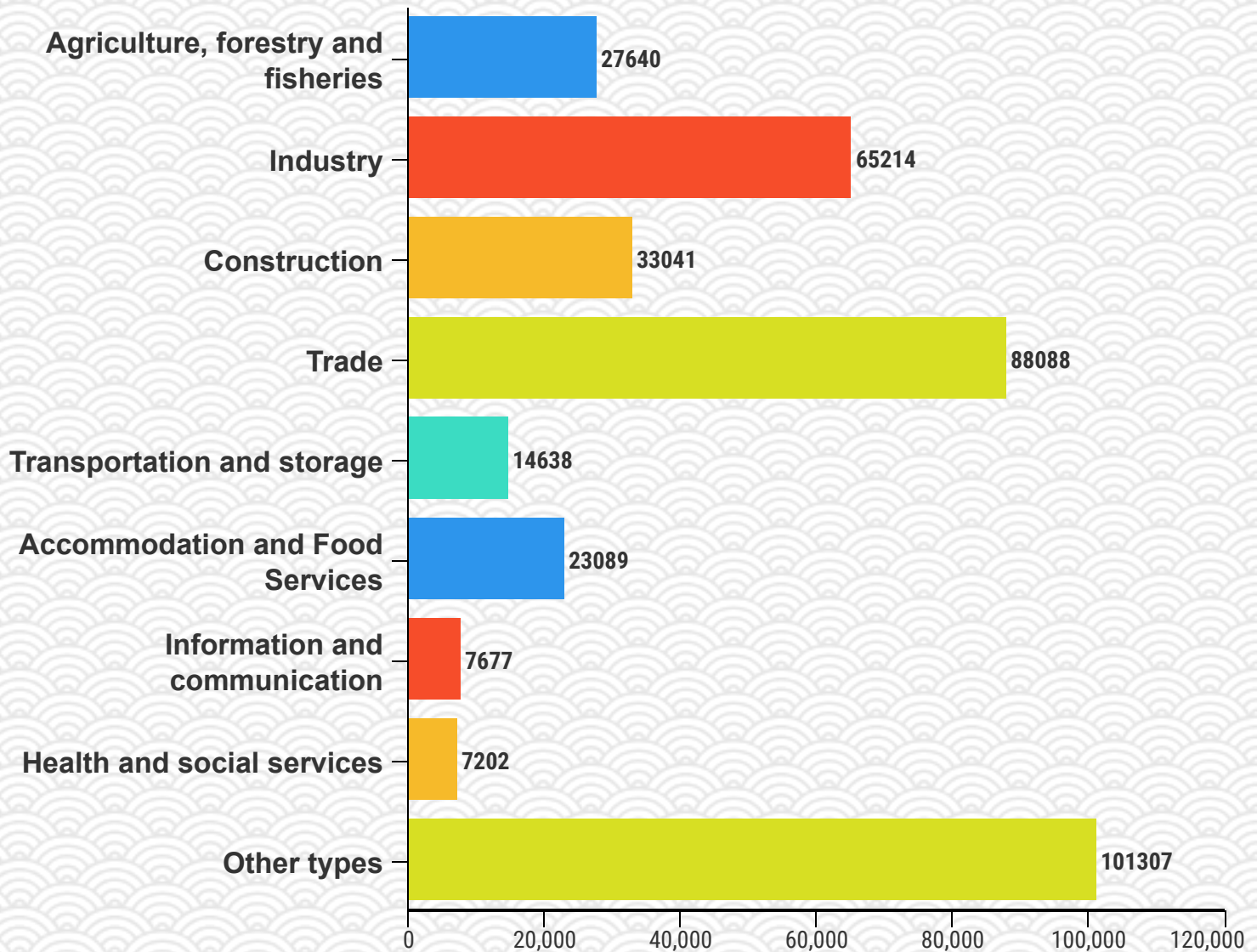
(as of April 1, 2019)



As of April 1, 2019, the number of registered enterprises and organizations was 367,9 thousand units, which was 18,0% more than the same period of last year. By the types of their economic activities in the sphere of trade - 23,9%, industry - 17,7%, construction - 9,0%, agriculture, forestry and fisheries - 7,5%, accommodation and food services - 6,3%, transportation and storage - 4,0%, information and communication - 2,1%, health and social services - 2,0%, in other areas of economic activity - 27,5%.

The number of registered enterprises and organizations by economic activities, units

(without farms and dekhkan farms)



If taken the number of registered enterprises and organizations by type of economic activities, then the trade accounts for 88088 units, industry - 65214, construction - 33041, agriculture, forestry and fisheries - 27640, accommodation and food services - 23089, transportation and storage -14638, information and communication - 7677, health and social services - 7202, other areas of economic activity - 101307 units.

Operating legal entities

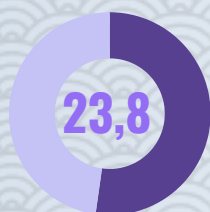
(without farms and dekhkan farms)



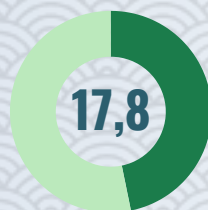
The number of existing enterprises and organizations, compared with the same period of last year, increased by 54,3 thousand units. (18,3%), their total number was 350,7 thousand units.

Share of acting legal entities by type of economic activity, %

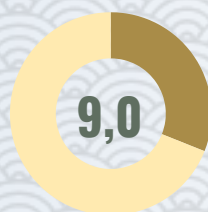
(without farms and dekhkan farms)



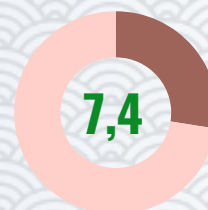
Trade



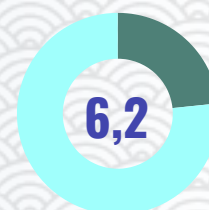
Industry



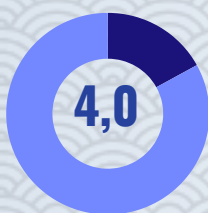
Construction



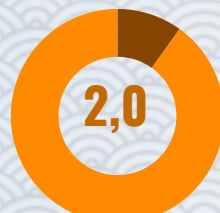
Agriculture, forestry
and fisheries



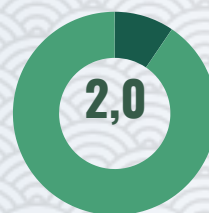
Accommodation
and Food Services



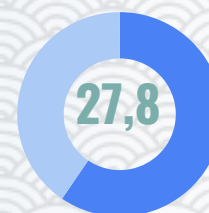
Transportation and
storage



Information and
communication



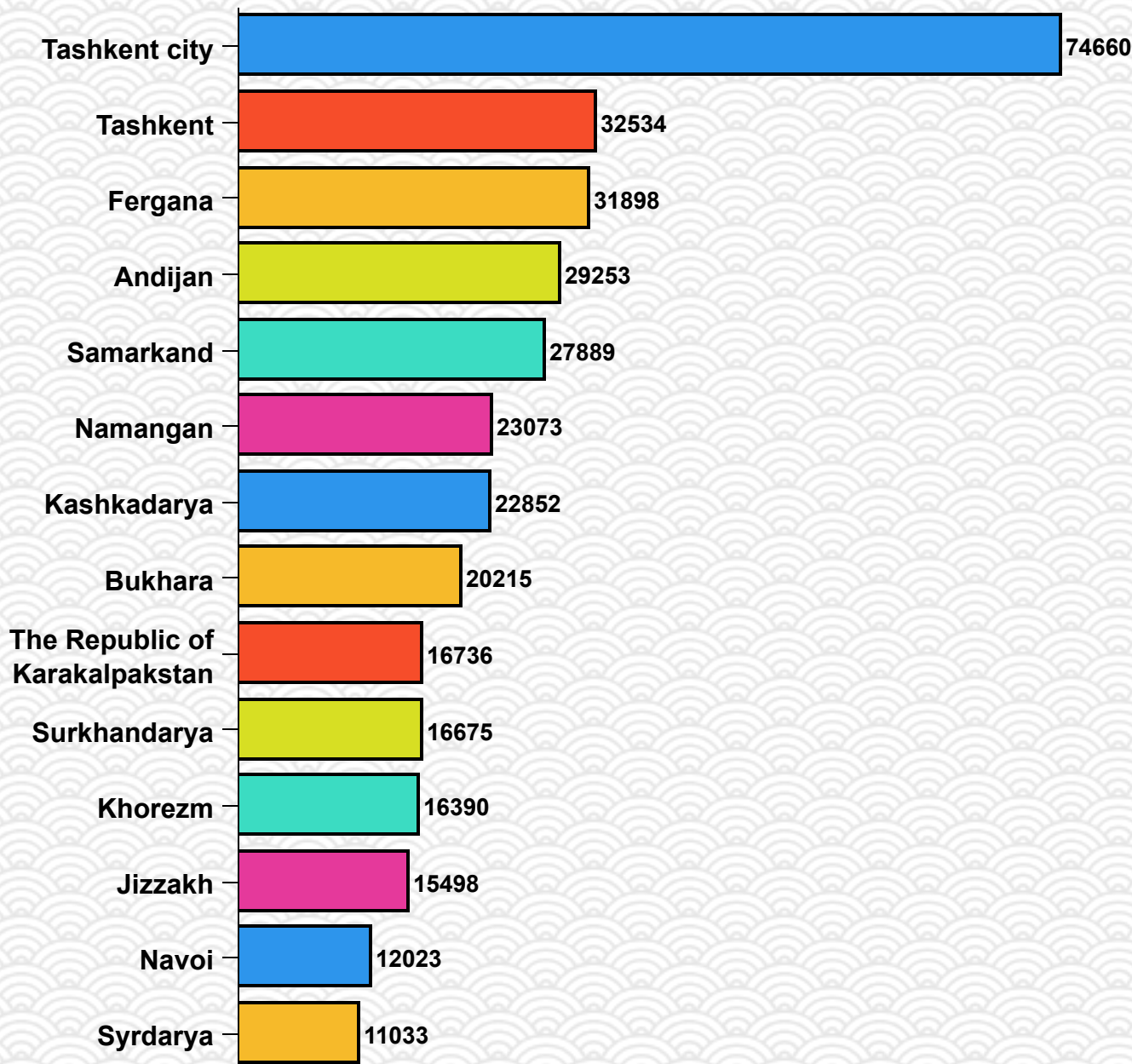
Health and social
services



Other types

Number of operating enterprises and organizations by regions, units

(without farms and dekhkan farms)



The largest number of existing enterprises and organizations is located in Tashkent (74660 units), Tashkent (32534 units), Fergana (31898 units), Andijan (29253 units) and Samarkand regions (27889) regions. In Syrdarya (11033 units), Navoi (12023 units) and Jizzakh (15498 units) regions, a small number of enterprises and organizations were recorded.

Newly created legal entities

(without farms and dekhkan farms)

In January-March 2019, 31593 units of enterprises and organizations were created, which was 16098 units more than in the same period of 2018

Dynamics of growth of newly created enterprises and organizations, units.



If taken number of newly created enterprises and organizations by type of economic activity, the main part falls on sphere of trade (13619 units), industry (6455 units), construction (2799 units), agriculture, forestry and fisheries (1860 units). The smallest number was observed in health care and social services (301 units), information and communication (370 units), as well as in transportation and storage (879 units).

Number of newly created enterprises and organizations by type of economic activity, units.

(without farms and dekhkan farms)

Trade



13619

Transportation and storage



879

Accommodation and food services



2207

Construction



2799

Industry



6455

Information and communication



370

Health and social services



301

Agriculture, forestry and fisheries



1860

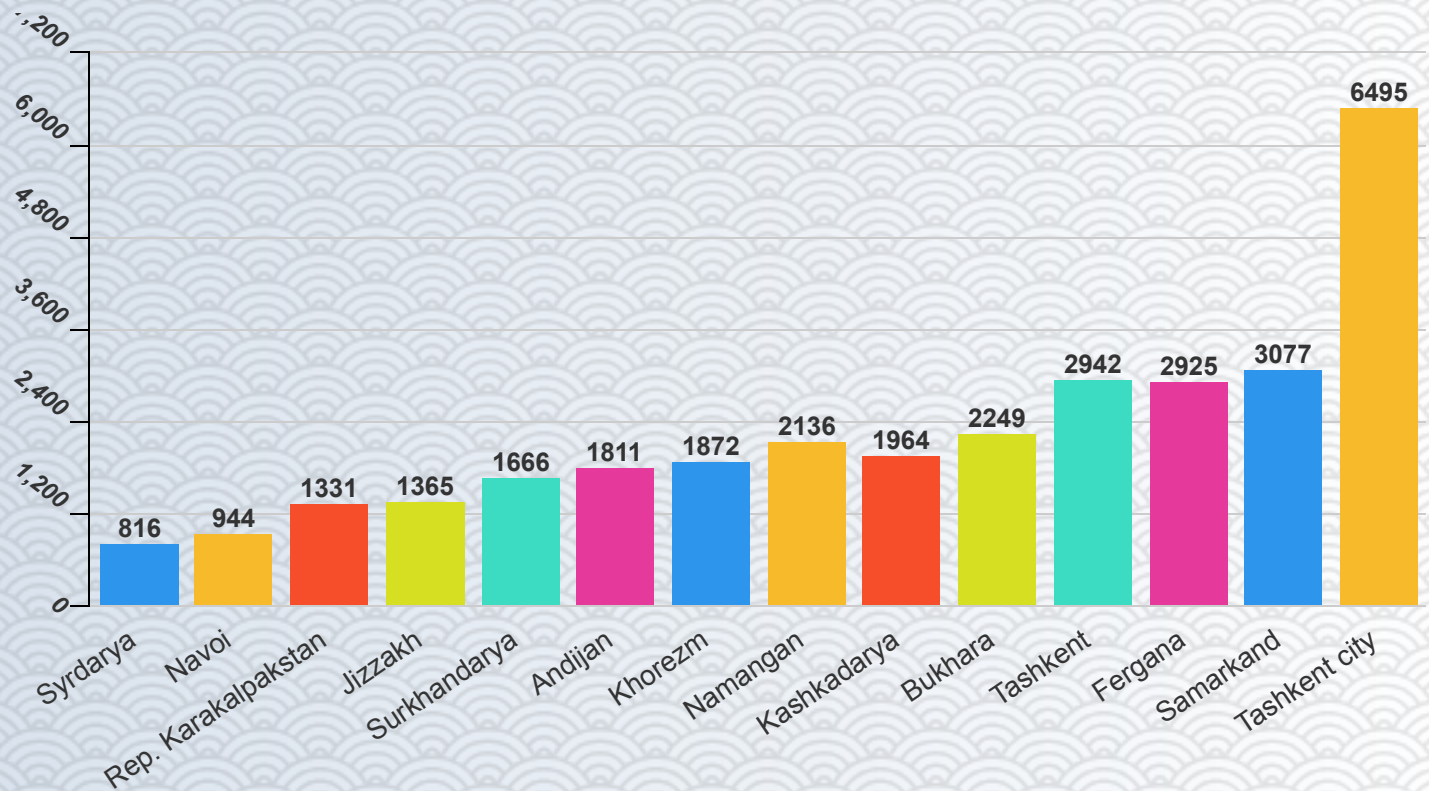
Other types



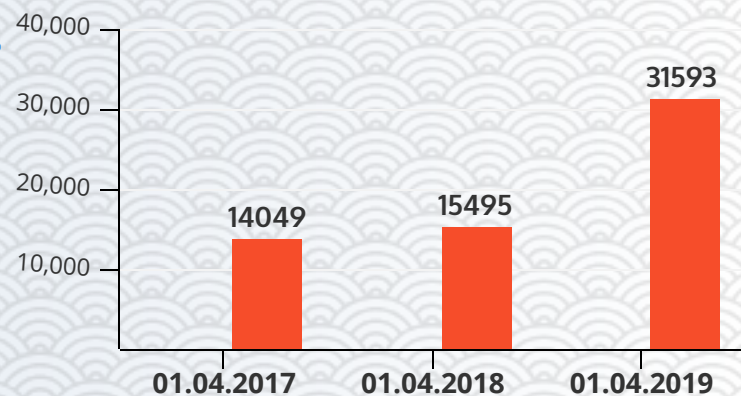
3103

Number of newly created enterprises and organizations in terms of regions, units.

(without farms and dekhkan farms)



The largest part of total number of newly created enterprises and organizations falls on Tashkent city (6495 units), Samarkand (3077 units), Tashkent (2942 units) and Fergana (2925 units) regions. In contrast, Syrdarya (816 units), Navoi (944 units) and Jizzakh (1365 units) regions demonstrated a low level of their creation.



■ Growth in the number of enterprises, units.

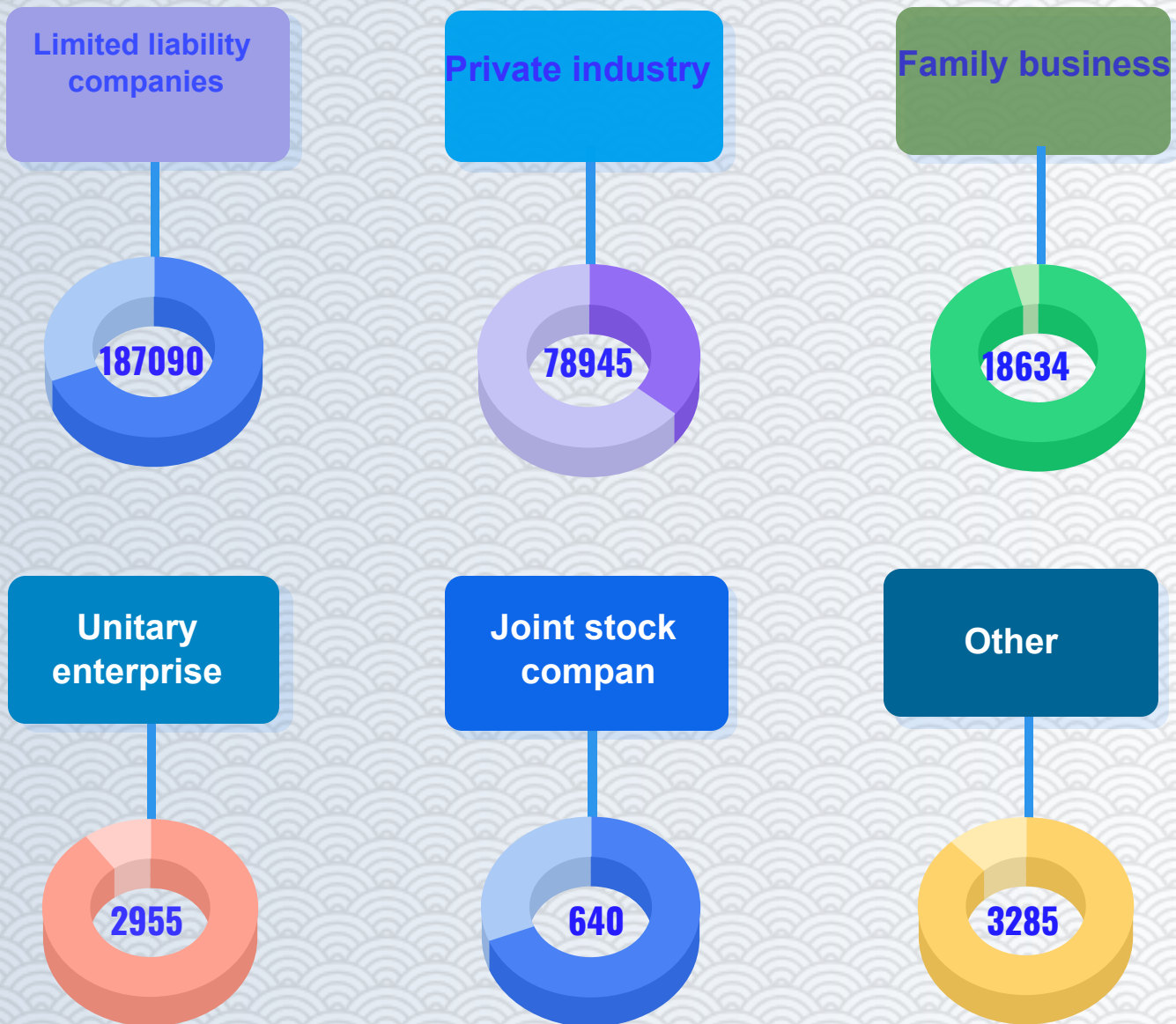
COMMERCIAL ENTERPRISE

(without farms and dekhkan farms)

(as of 1 April 2019)

The number of operating commercial enterprises and organizations as of April 1, 2019 reached 291,5 thousand units.

Number of operating commercial enterprises according to the Classifier of organizational and legal forms, units.



Enterprises with foreign capital



8280 un.


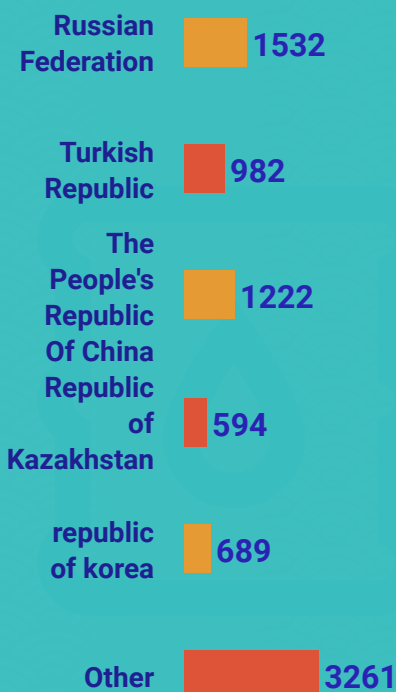
Compared to the same period of last year, their number increased by 42,4 %

Number of operating enterprises with foreign capital


Most of them belong to the Russian Federation, the Republic of Turkey, the people's Republic of China, the Republic of Kazakhstan and the Republic of Korea

As of April 1, 2019, the number of operating enterprises with foreign capital amounted to 8280 units. Compared to the same period of last year, their number increased by 2465, or 42,4 %. A significant part of them belongs to the Russian Federation, the Republic of Turkey, the people's Republic of China, the Republic of Kazakhstan and the Republic of Korea.

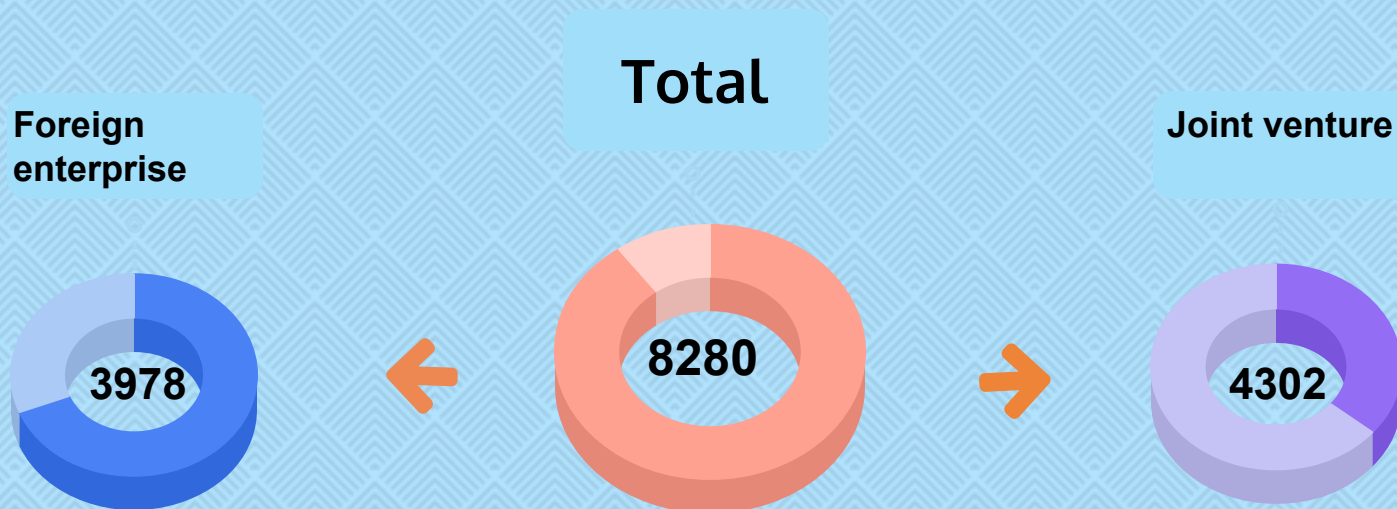
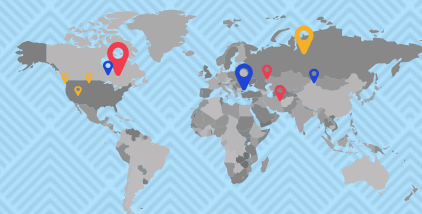
Number of operating enterprises with foreign capital of a number of countries, units.



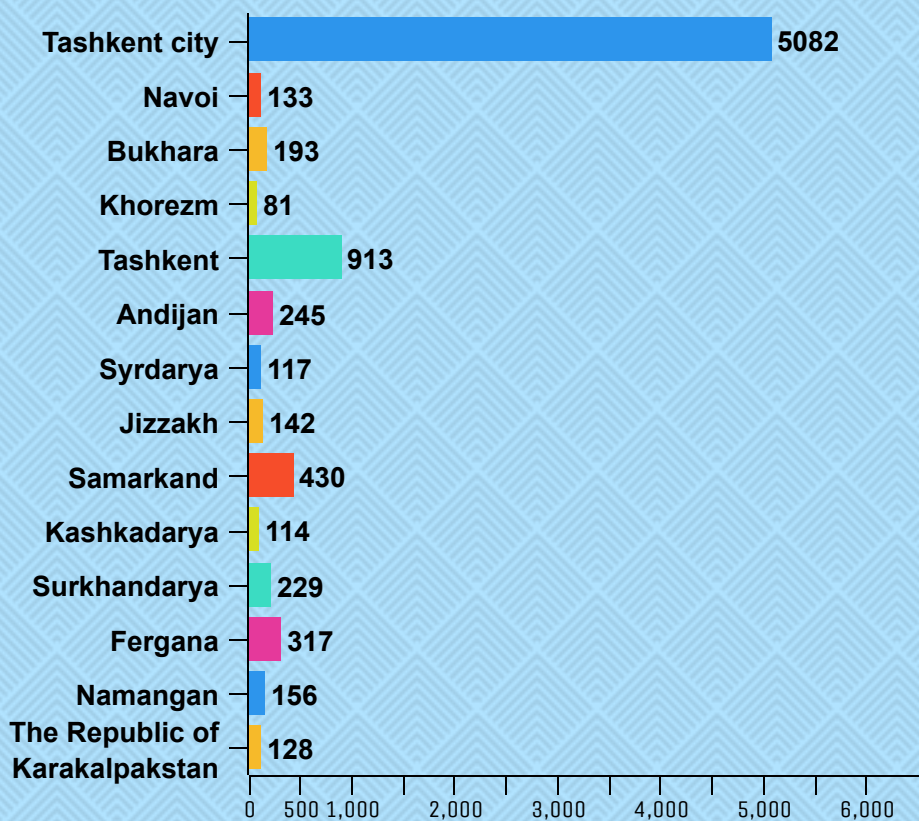
Dynamics of growth of operating enterprises with participation foreign capital by year, units.



Also 4302 enterprises with foreign capital are joint ventures, 3978 - foreign.

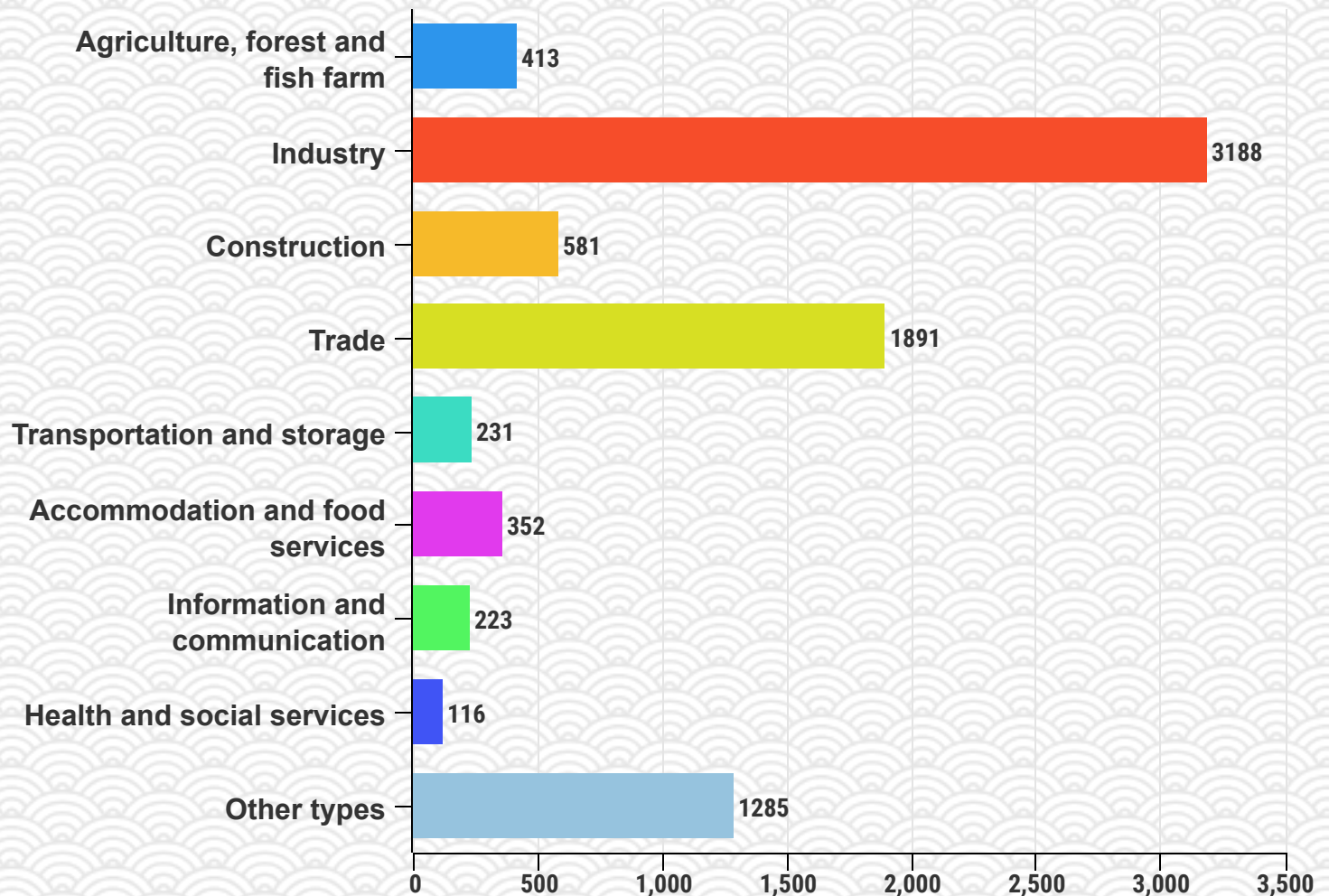


Number of operating enterprises with foreign capital by region, units



The main part of the existing enterprises with foreign capital accounts for Tashkent city - 5082 units (61,4 %), Tashkent - 913 units (11,0 %) and Samarkand regions - 430 units (5,2 %). The smallest part of them was recorded in Khorezm - 81 units (1,0 %), Kashkadarya - 114 units (1,4 %), Syrdarya - 117 (1,4 %), Navoi - 133 units (1,6 %) and the Republic of Karakalpakstan - 128 units (1,5 %).

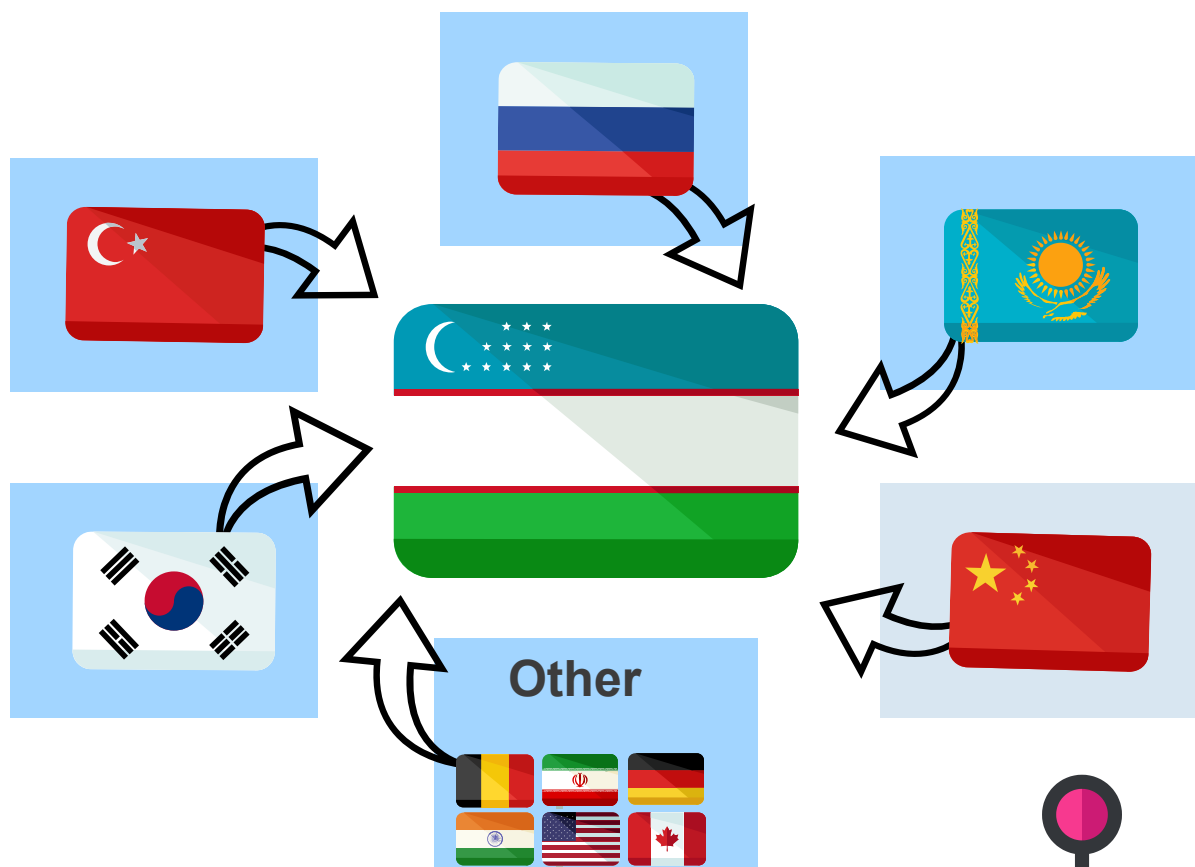
Number of operating enterprises with foreign capital by type of economic activity, units



This shows that most of the existing enterprises with foreign capital account for industry and trade, the smallest share falls on health and social services, as well as information and communication.




Newly established enterprises with foreign capital



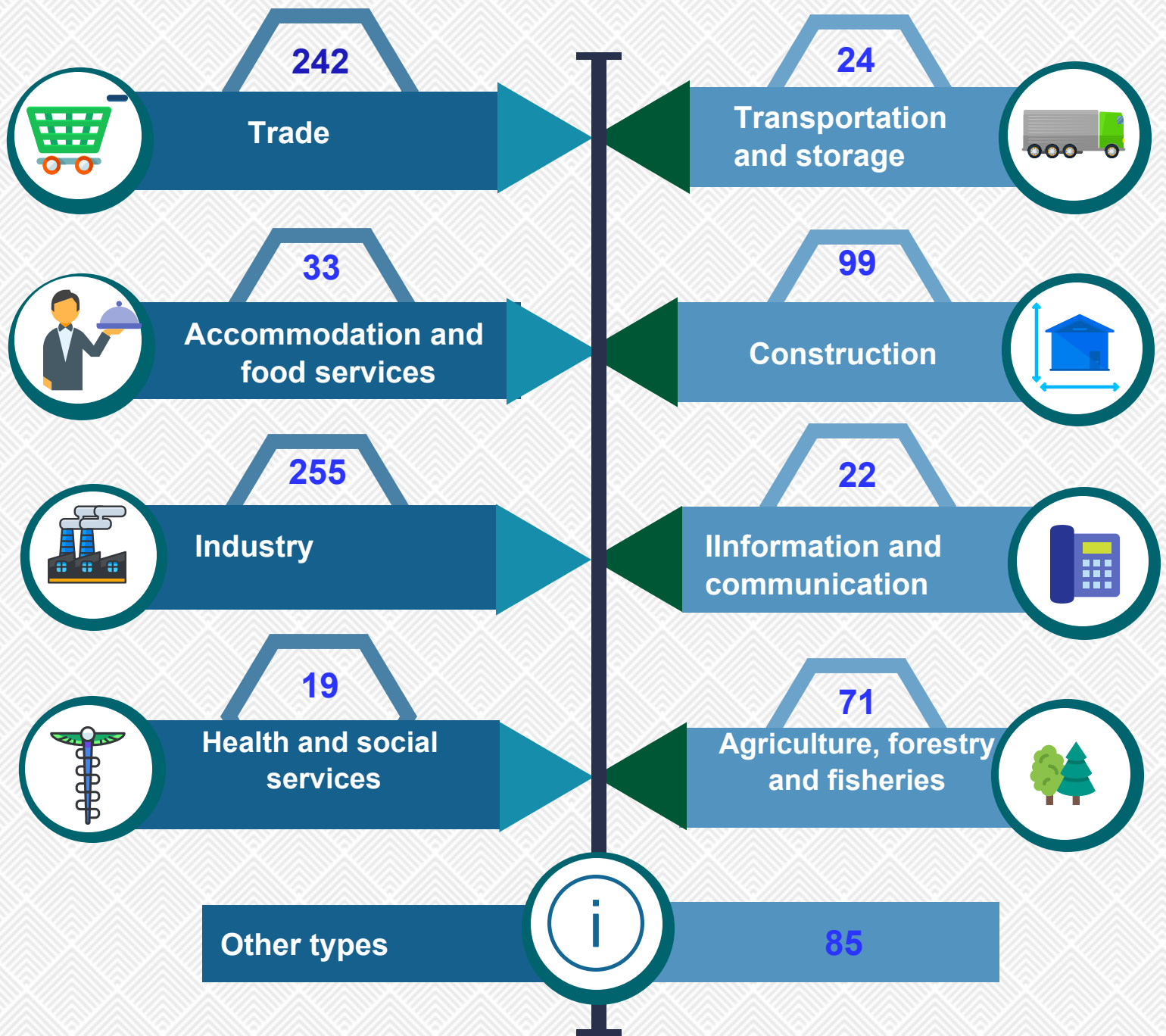
1 Newly established enterprise

At the end of January-March 2019, 850 enterprises with foreign capital were re-established in the Republic. Compared to the same period of last year, increased by 463 units.



At the same time, 131 enterprises were registered with the participation of the residents' capital of the Russian Federation, the Republic of Turkey – 117, China - 119, the Republic of Kazakhstan – 90 and the Republic of Korea – 65 enterprises.

Number of newly established enterprises with the participation of foreign capital by type of economic activity, units.



If we consider the newly created enterprises with the participation of foreign capital by types of economic activity, their main part is accounted for trade - 242 units, industry - 255 units, construction - 99 units, agriculture, forestry and fisheries - 71 units and other activities - 85 units.

Number of small businesses and micro-firms

(without farms and dehkan farms)

(as of 1 April 2019)



As of April 1, 2019, the number of operating small enterprises and micro-firms amounted to 289,7 thousand units. This figure is more than the same period last year by 21,4 %.

In January-March 2019, the number of newly created small enterprises and microfirms was more than 30,4 thousand units, which was 17,2 thousand units more than the same period of last year.



•The largest share of small business

•The smallest share of small business



Tashkent city
22,6 %



•Bukhara
5,8 %



•Tashkent
9,3 %



•Khorezm
4,6 %



•Fergana
9,0 %



•R. Karakalpakstan
4,5 %



•Andijon
8,4 %



•Surkhandarya
4,5 %



•Samarkand
7,7 %



•Jizzakh
4,3 %



•Namangan
6,5 %



•Navoi
3,4 %



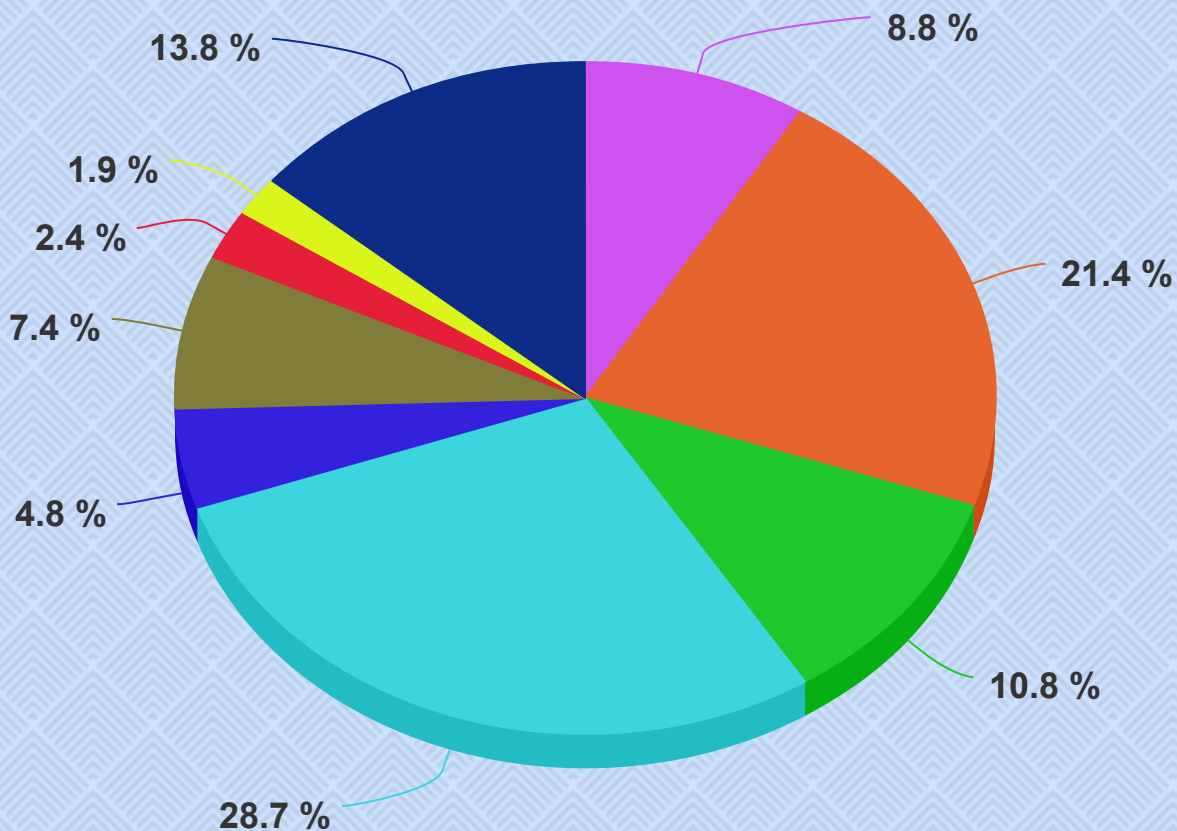
•Kashkadarya
6,2 %



•Syrdarya
3,1 %

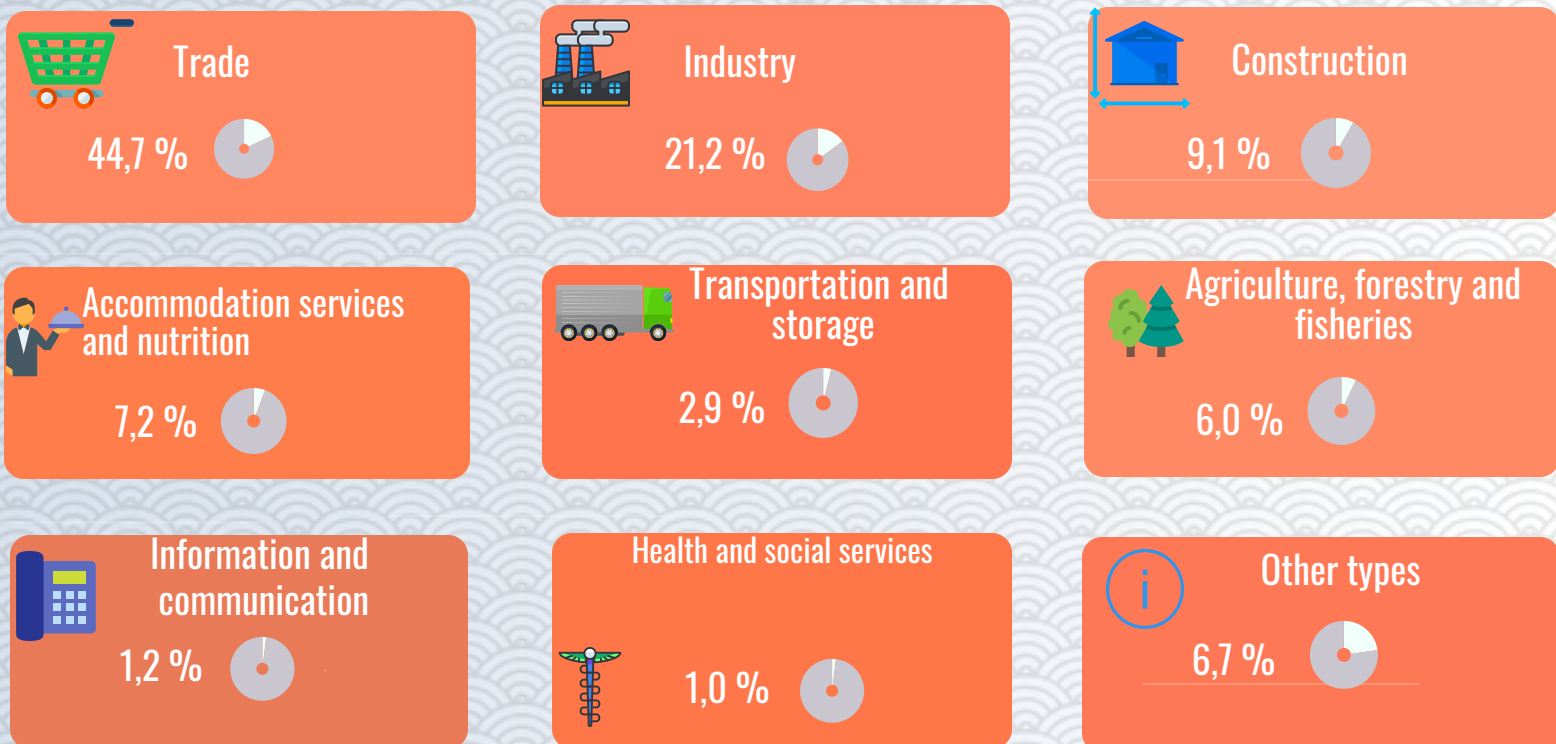
Of total number of operating small enterprises and microfirms 289,7 thousand units by types of economic activities have on the trade of 83,1 thousand units (28,7%) of the industry – the 61,8 thousand units (21,4 %), construction – 31,4 thousand units (10,8 percent), agriculture, forestry and fishing – 25,4 thousand units(8,8 %), services for accommodation and meals – 21,6 thousand units (7,4 percent), transportation services and storage – 13,9 thousand units (4,8 per cent), information and communication – 7,0 thousand units (2,4% of), health and social services – 5,6 thousand units (1,9 percent), as well as for other types – 39,9 thousand units (13,8 percent).

Share of operating small enterprises and micro-firms by type of economic activity



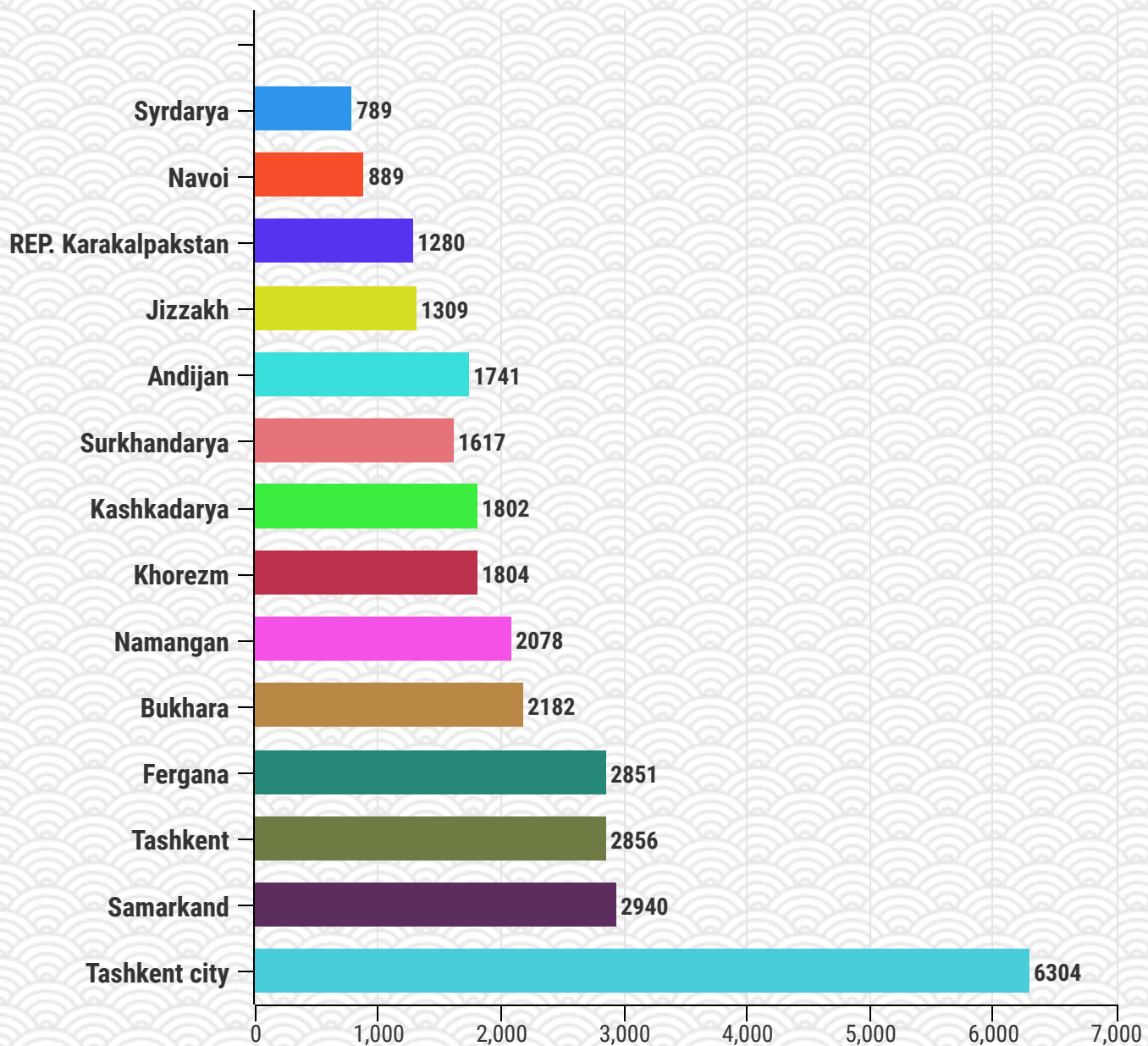
● Agriculture, forest and fisheries
 ● Industry
 ● Construction
 ● Trade
● Transportation and storage
 ● Accommodation and food services
 ● Information and communication
● Health and social services
 ● Other types

Percentages of newly established small businesses and micro-firms by types of economic activity



If we consider their number by type of economic activity, the largest part falls on trade – 13304 units., industry – 6444 units., construction – 2789 units., agriculture, forestry and fisheries – 1835 units. the Smallest number falls on health and social services – 297 units., information and communication – 366 units., as well as transportation and storage – 879 units.

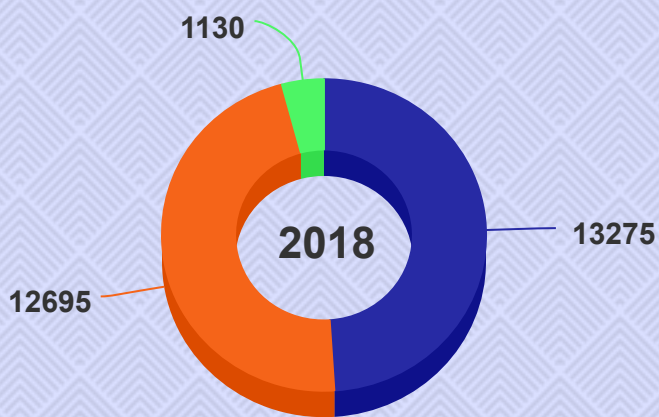
The number of newly created small enterprises and micro-firms in terms of regions, units.



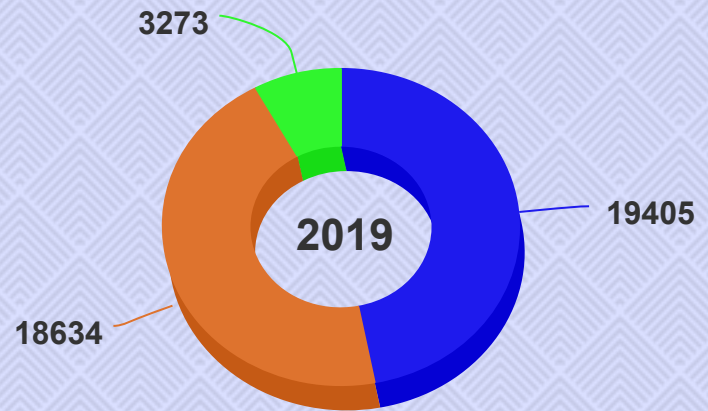
A significant part of the total number of newly created small businesses accounted for the city of Tashkent (6304 units.), Samarkand (2940 units.), Tashkent (2856 units.) and Fergana (2851 units.) region. The smallest part of them is recorded in Syrdarya (789 units), Navoi (889 units) regions and the Republic of Karakalpakstan (1280 units).

The growth dynamics of family-owned businesses, un.

(as of 1 april)



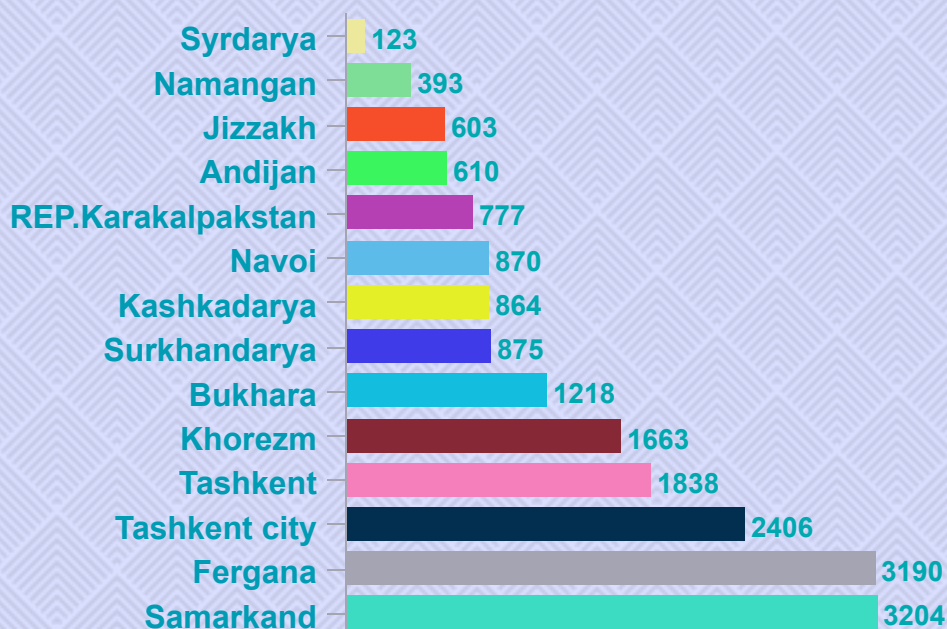
● Registered ● Active ● Newly founded



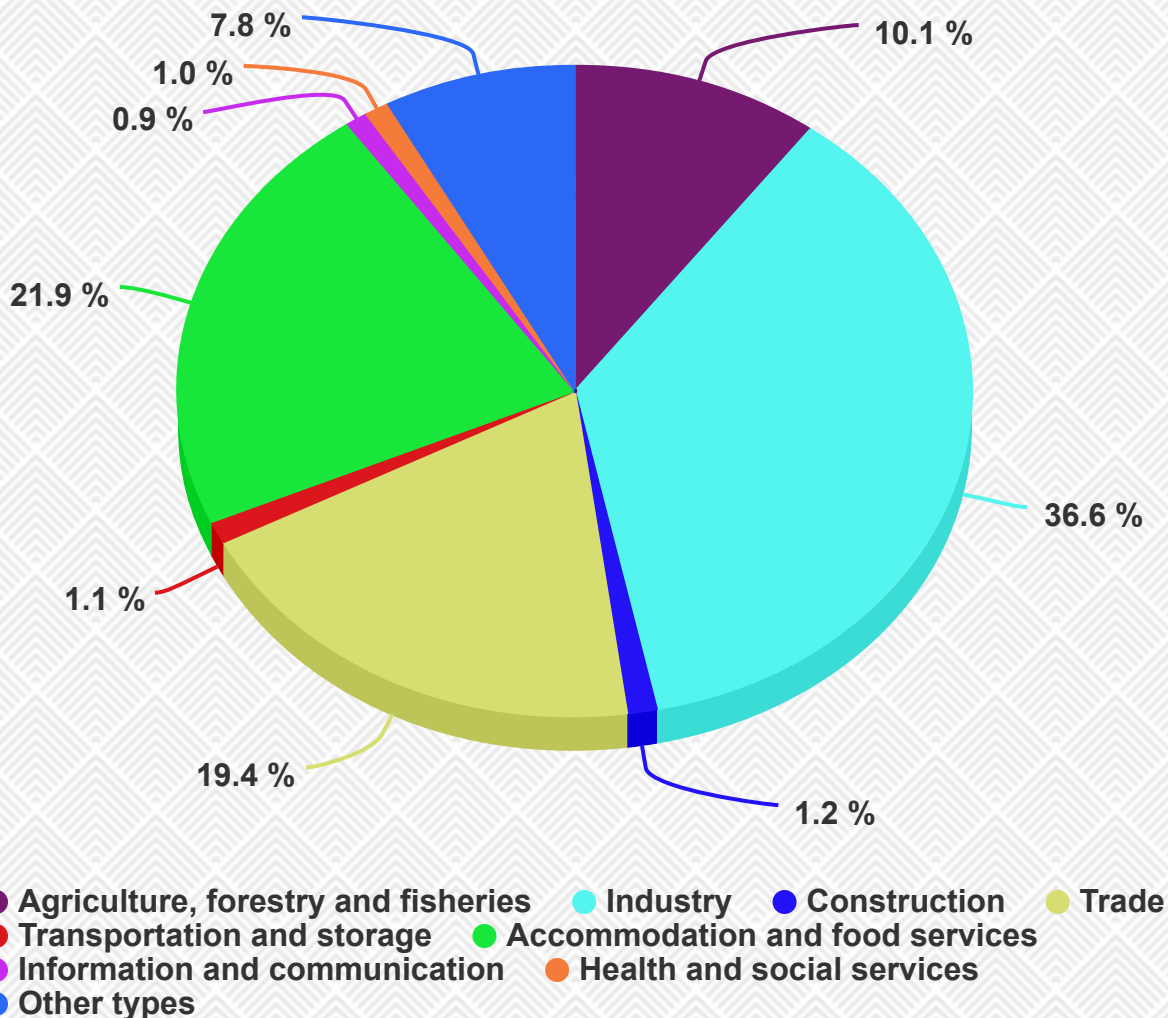
● Registered ● Active ● Newly founded

Number of existing family businesses in terms of regions, un.

As of april 1, 2019.



Share of existing family businesses by types of economic activities



If we consider the number of existing family enterprises by kinds of economic activities, the proportion of industry - 36,6 %, or 6819 units, services for accommodation and meals - by 21,9 %, or 4081 units, trade - 19,4 %, or 3615 units, agriculture, forestry and fisheries, was 10,1% or 1888 units, construction 1,2 %, or 217 units, transportation and storage - 1,1 %, or 196 units, health and social services - 1,0 %, or 188 units information and communications - 0,9 percent, or 168 units and other types of 7,8 percent, or 1462 units.

Department of maintenance and system service of statistical registers

Responsible : N. Sheraliev

Tel.:71-230-80-90 (91)