




The state of socio-economic development of the Republic of Uzbekistan for January-June 2020



1. NUMBER OF RESIDENT POPULATION


(as of July 1, thousand people)

33 524.6



2019


34 191.7



2020




3. REAL GROWTH RATES OF THE AGGREGATE POPULATION INCOME, %



2. PRICE INDEX


(June, compared to the previous month, %)

99.5 %



2019

99.8 %



2020



4. GROSS DOMESTIC PRODUCT GROWTH RATES, %

106.0 %



2019

100.2 %



2020



6. INDEX OF PHYSICAL VOLUME OF INDUSTRIAL PRODUCTION, %

104.8 %



2019

98.1 %



2020

5. TRANSPORT SPHERE GROWTH RATES, %

Freight turnover:

2019
100.2 %



2020
93.4 %

Passenger turnover:

2019
104.3 %



2020
86.2 %

7. GROWTH RATES OF AGRICULTURE, FORESTRY AND FISHERIES, %

102.4 %



2019


102.8 %



2020


9. GROWTH RATE OF THE VOLUME OF CONSTRUCTION WORKS, %

123.7 %



2019

107.3 %



2020

11. GROWTH RATE OF RETAIL TRADE TURNOVER, %

2020

100.7 %



2019

106.4 %



8. GROWTH RATE OF THE SERVICES SECTOR, %

112.7 %



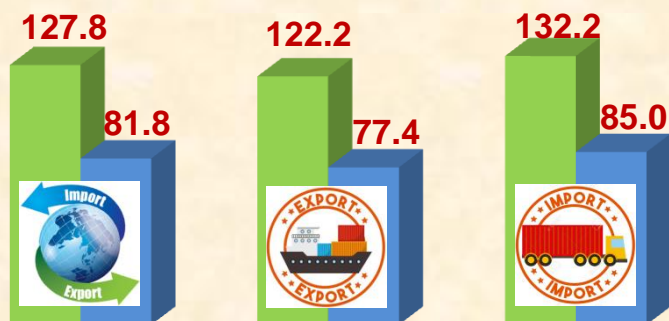
2019

102.6 %



2020

10. GROWTH RATE OF FOREIGN TRADE TURNOVER, %



Foreign trade turnover

Export

Import

■ 2019 ■ 2020

12. NUMBER OF ENTERPRISES AND ORGANIZATIONS (As of July 1, units)

Registered:

2020 – 462 017

2019 – 389 239

Operating:

2020 – 433 868

2019 – 371 876

