

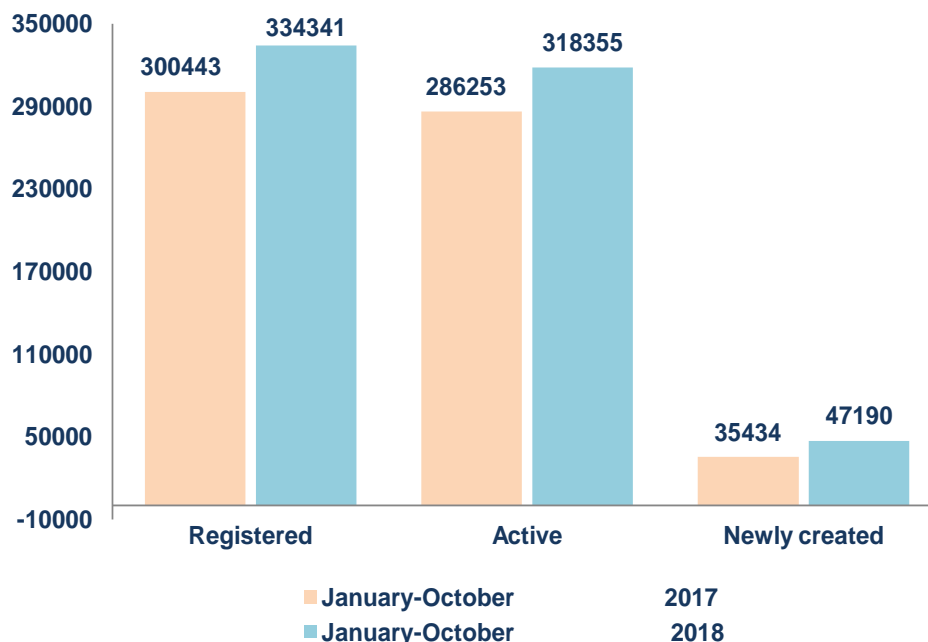
## Enterprises and organizations

(2018 January-October)

In January-October 2018 in the Republic of Uzbekistan the number of newly created enterprises and organizations amounted to 47.1 thousand, which is 11.7 thousand more than the same period last year.

As a result, the number of active enterprises and organizations has increased by 32.1 thousand units since the beginning of the last year. (11.2 %) and amounted to 318.3 thousand units.

### Enterprises and organizations during the years (without farmer and dekhkan farms), thousand unit

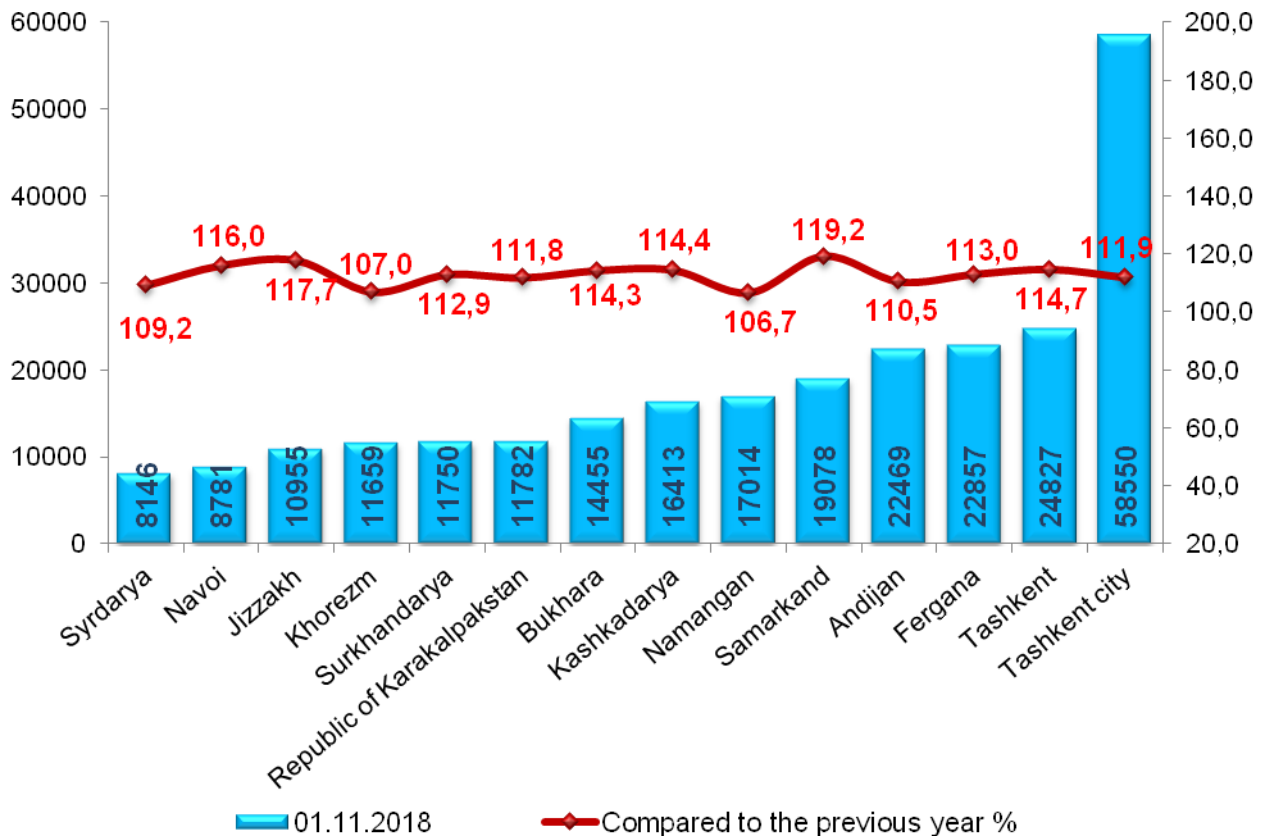


A number of positive changes are taking place in the country to accelerate the development of small and medium-sized businesses and a favorable business environment is being created. Important decisions are made in the legislation in the field of state registration and accounting of business entities, the automated system of state registration is improving.

This serves as an important factor for the creation and development of private business by the public and foreign investors.

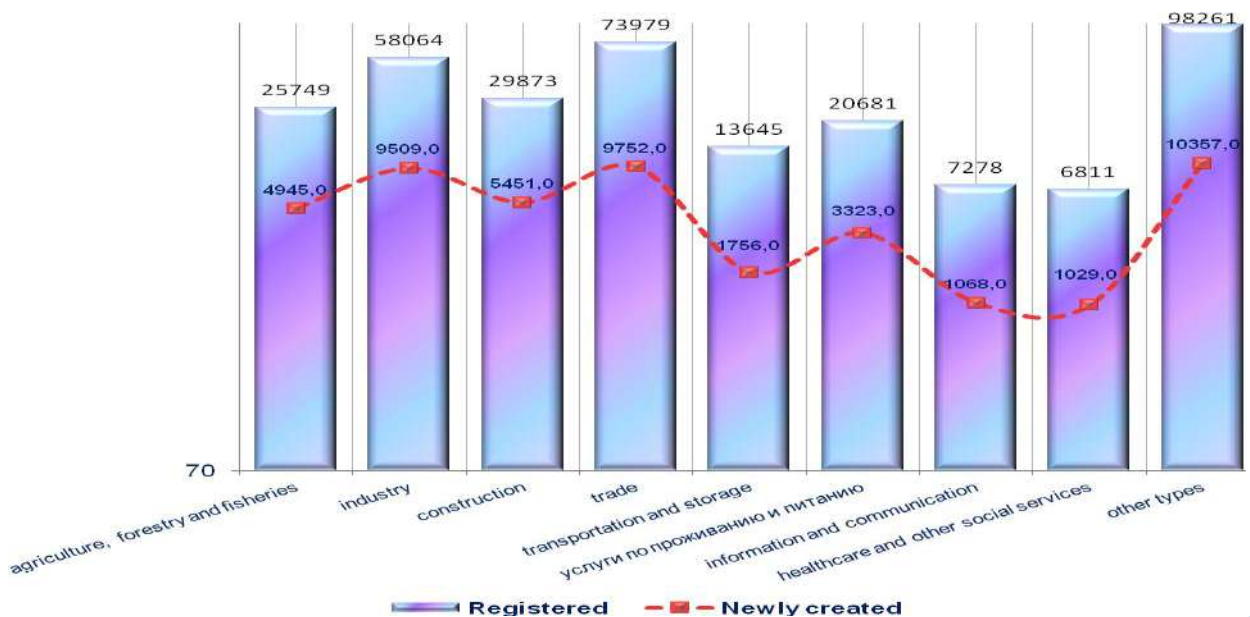
### The number of operating entities of small enterprises by regions

(without farmer and dekhkan farms), thousand unit



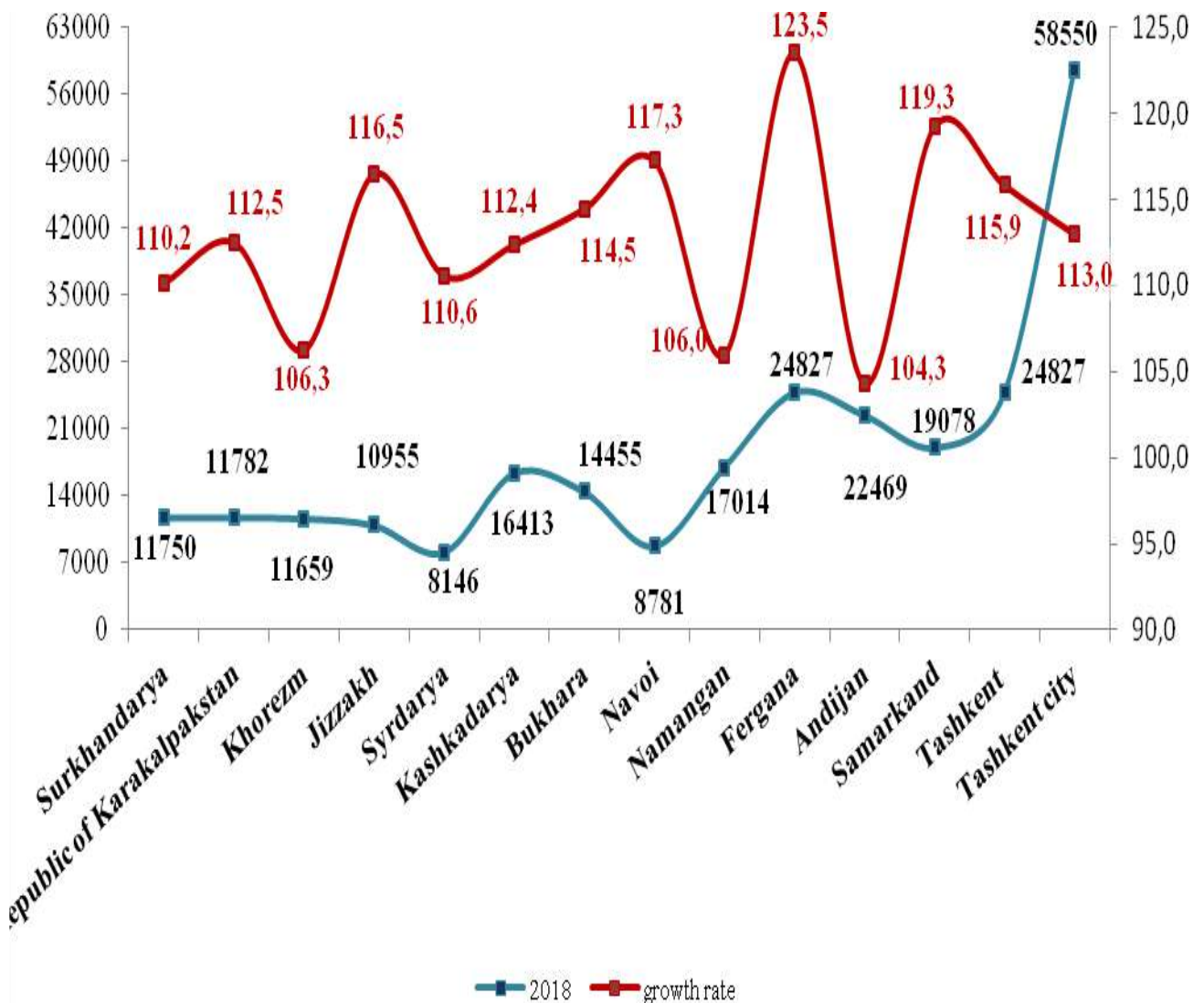
### Distribution of the number of registered enterprises and organizations in the context of economic activity

(as of November 1, 2018, without farms and dekhkan farms)



Of the total number of active enterprises and organizations, enterprises accounted for 21.8 % of enterprises and organizations in the trade sector, 17.5 % in industry, 8.9 % in construction, 7.6 % in agriculture, forestry and fishery, and accommodation and food services - 6.1 %, transportation and storage - 4.1 %, information and communication - 2.2 %, health care and the provision of social services - 2.1 % other areas of economic activity - 29.7 %.

### Growth dynamics of existing entities small enterprises by region (without farmer and dekhkan farms) unit



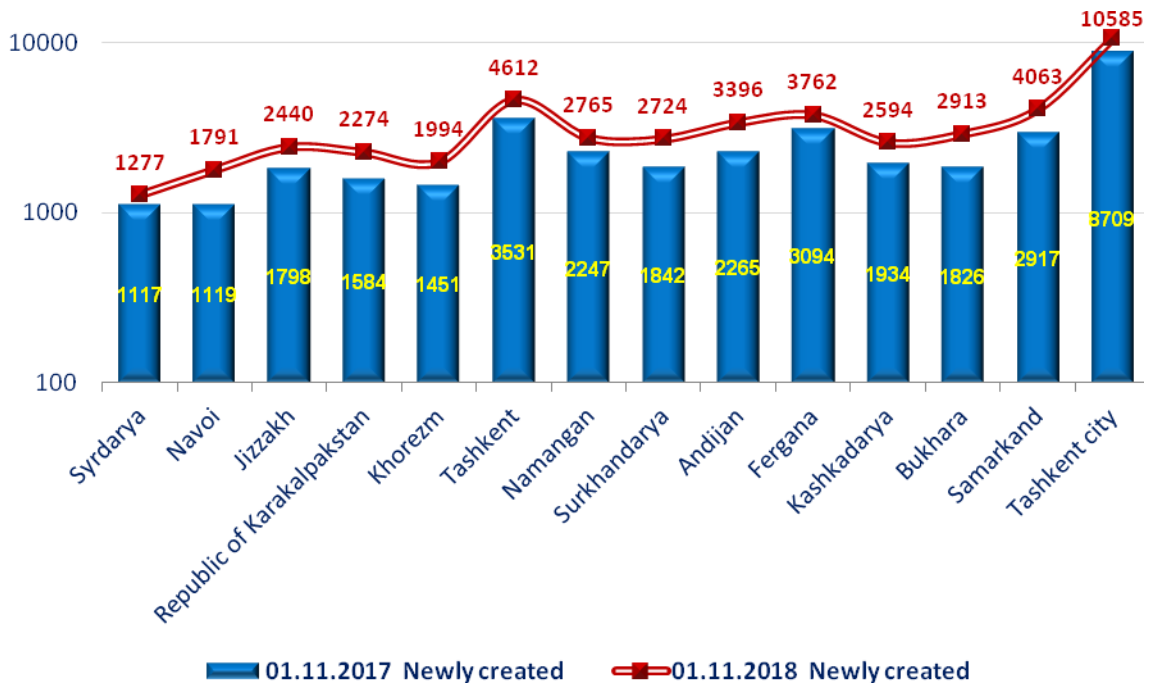
### Dynamics of growth of registered and operating enterprises and organizations by region

	Registered	Active	As of November 1, 2018	
			Registered, %	Active, %
<b>Republic of Uzbekistan</b>	<b>272593</b>	<b>258736</b>	<b>100</b>	<b>100</b>
Republic of Karakalpakstan	12171	11782	4,5	4,5
<i>regions:</i>				
Andijan	23782	22469	8,7	8,7
Bukhara	15336	14455	5,6	5,6
Jizzakh	11585	10955	4,2	4,2
Kashkadarya	16934	16413	6,2	6,2
Navoi	8979	8781	3,3	3,3
Namangan	18023	17014	6,6	6,6
Samarkand	20101	19078	7,4	7,4
Surkhandarya	12533	11750	4,6	4,6
Syrdarya	8779	8146	3,2	3,2
Tashkent	28716	24827	10,5	10,5
Fergana	23095	22857	8,5	8,5
Khorezm	12426	11659	4,6	4,6
Tashkent city	60133	58550	22,1	22,1

In January-October 2018 in the Republic of Uzbekistan the number of newly created enterprises and organizations amounted to 47190 units, which is 33.2 % more than the same period last year. The largest part of the total number of newly created enterprises and organizations falls on the Tashkent city (10585 units), Tashkent (4612 units), Samarkand (4063 units) and Fergana (3762 units) regions.

The smallest falls on Syrdarya (1277 units), Navoi (1791 units) and Khorezm (1994 units) regions.

### Number of newly created enterprises and organizations by region, units

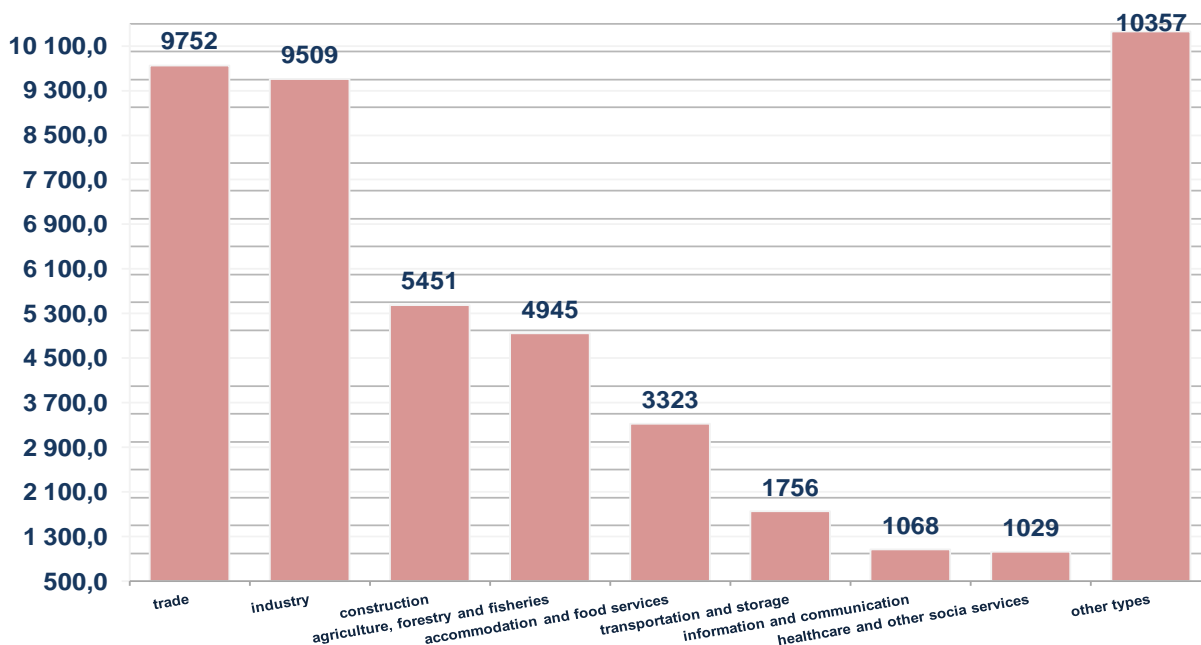


If we consider the number of newly created enterprises and organizations in the section by type of economic activity, the main part falls on the trade sector (9752 units), industry (9509 units), construction sphere (5451 units), agriculture, forestry and fisheries ( 4945 units.) The smallest number is observed in the field of health care and the provision of social services (1029 units), information and communication (1068 units), as well as in the field of transportation and storage (1756 units).

**The number of newly created enterprises and organizations by type of economic activity by year, units**  
(without farmer and dekhkan farms)

	For the period January-October 2016			For the period January-October 2017			For the period January-October 2018		
	Total	comparing with the previous year, %	compared to the total, %	Total	comparing with the previous year, %	compared to the total, %	Total	comparing with the previous year, %	compared to the total, %
Industry	5848	101,1	20,9	8878	151,8	25,1	9509	107,1	20,2
Trade	7140	116,0	25,6	6827	95,6	19,3	9752	142,8	20,7
Construction	2852	95,0	10,2	3330	116,8	9,4	5451	163,7	11,6
Agriculture, forestry and fisheries	2354	103,1	8,4	4647	197,4	13,1	4945	106,4	10,5
Accommodation and Food Services	2404	105,9	8,6	2980	124,0	8,4	3323	111,5	7,0
Transportation and storage	1299	90,3	4,7	1526	117,5	4,3	1756	115,1	3,7
Information and communication	806	82,2	2,9	856	106,2	2,4	1068	124,8	2,3
Health and social services	497	112,7	1,8	740	148,9	2,1	1029	139,1	2,2
Other types	4715	112,7	16,9	5650	119,8	15,9	10357	183,3	21,9

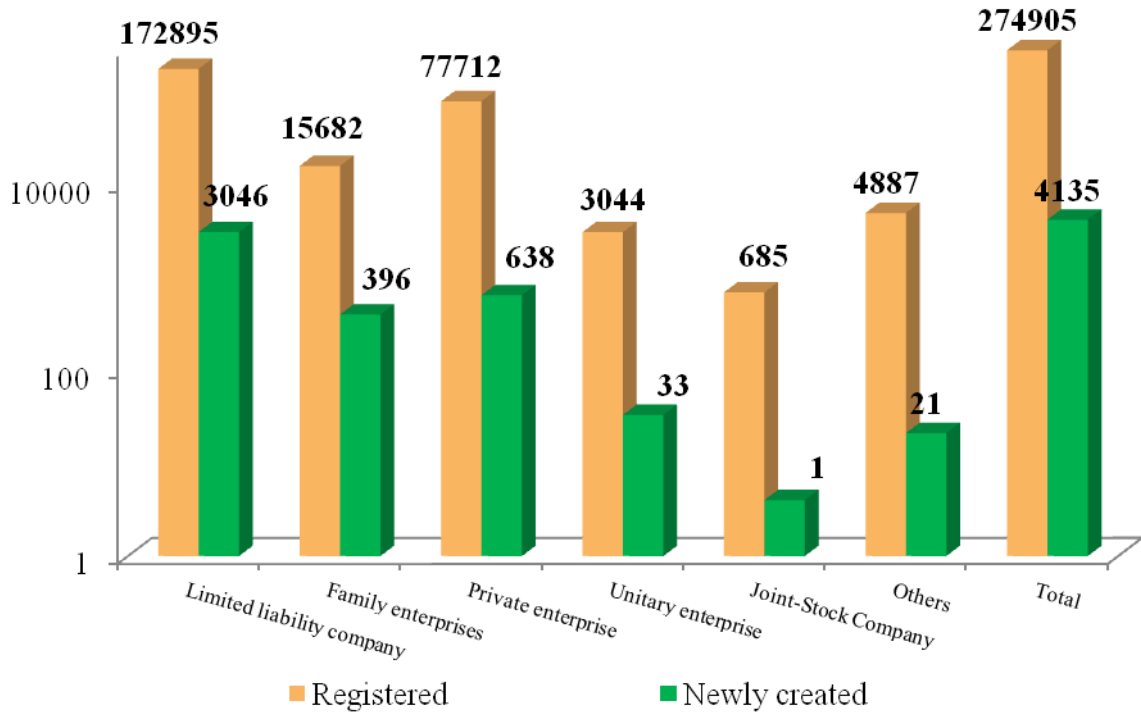
**The number of newly created enterprises and organizations by type of economic activity by year, units**  
(without farmer and dekhkan farms)



**The number of existing commercial enterprises according to the classifier of organizational and legal forms**  
(without farmer and dekhkan farms)

The number of existing commercial enterprises and organizations as of November 1, 2018 was 260.8 thousand units, of which 72.1 thousand units - private enterprises, 15.0 thousand units - family enterprises, 166.0 thousand units - limited liability companies and 7.7 thousand units - other enterprises.

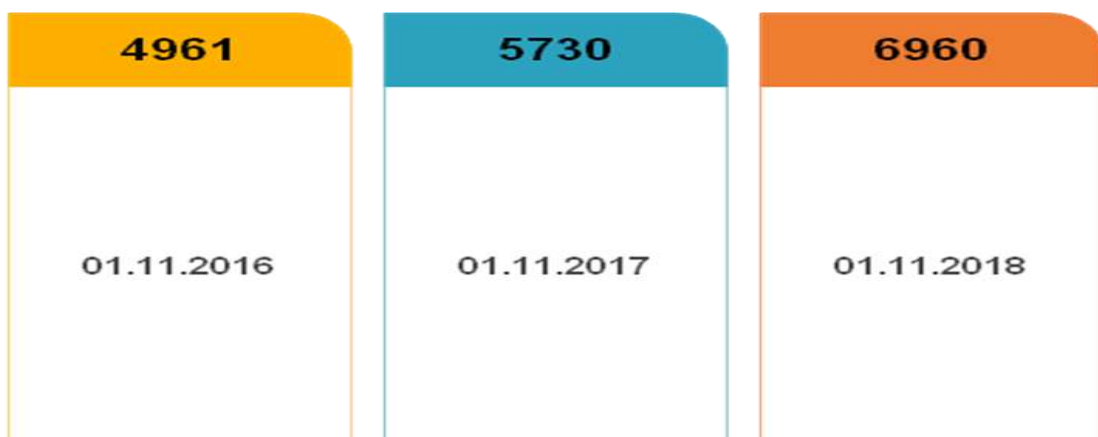
**The number of existing commercial enterprises according to the Classifier of organizational and legal forms, thousand unit**  
(without farmer and dekhkan farms)



**Enterprises with the participation of foreign capital**

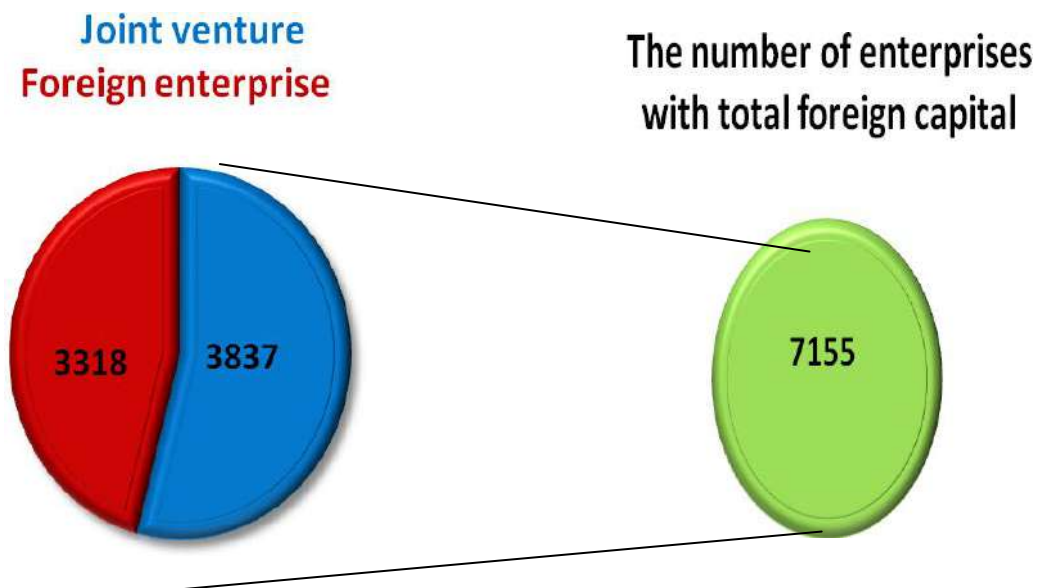
As of November 1, 2018, the number of operating enterprises with foreign capital in the republic was 7155 units. Compared with the previous year, the growth in the number of operating enterprises reached 32.0 %, or 1734 units. Of these, joint ventures account for 3837 units, foreign - 3318 units.

**Growth dynamics of enterprises with foreign capital, units**





## The number of joint and foreign enterprises in the composition of existing enterprises with the participation of foreign capital, units



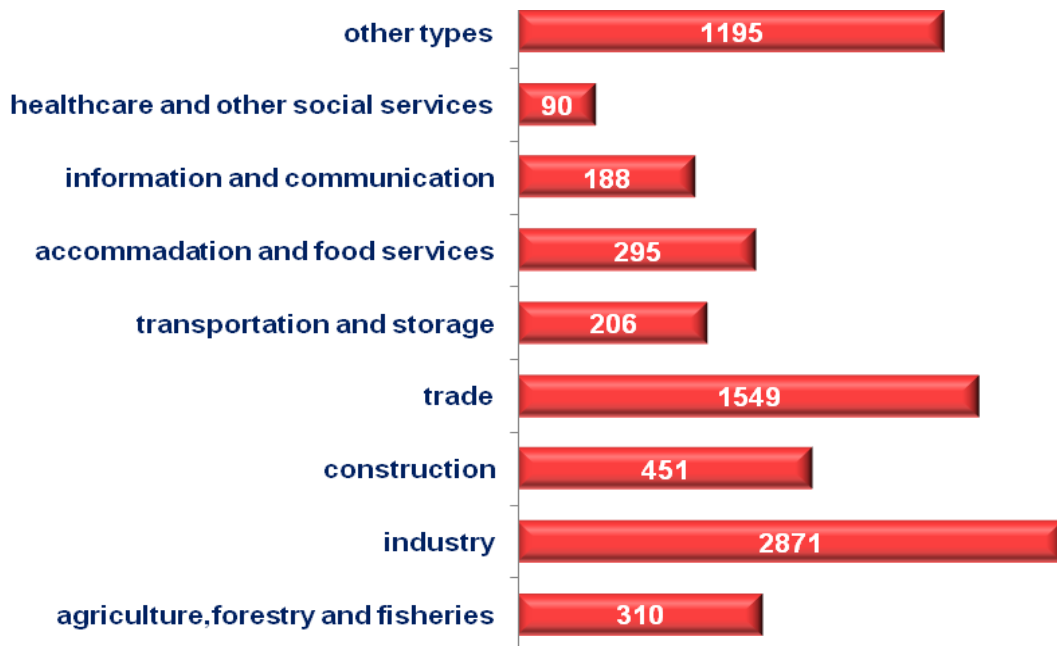
The main part of enterprises with the participation of foreign capital accounts for 4504 units in the Tashkent city. (62.9 %), Tashkent 799 units (11.2 %) and Samarkand 384 units (5.4 %) regions. The smallest part falls on Khorezm 69 units (1.0 %), Kashkadarya 75 units (1.0 %), Navoi 92 units (1.3 %) of the region and the Republic of Karakalpakstan 112 units (1.6 %).

This indicates the need to strengthen joint work with foreign partners, to develop and attract foreign investment in these regions.

If we consider the number of existing enterprises with the participation of foreign capital by economic activity as of November 1, 2018, then the largest number is accounted for industry - 2871 units (40.1 %), trade - 1549 units (21.6 %) and other species - 1195 units (16.7 %), the smallest - for health care and the provision of social services - 90 units (1.3 %), information and communication - 188 units (2.6 %), transportation and storage - 206 units (2.9 %), agriculture, forestry and fisheries - 310 units (4.3 %), accommodation and food services - 295 units (4.1 %) and construction - 451 units (6.3 %). From this it can be seen that the main part of operating enterprises with the participation of foreign capital falls on

industry and trade, the smallest share on health care and the provision of social services, as well as information and communication.

**The share of existing enterprises with the participation of foreign capital by type of economic activity, units**



According to the results of January-October 2018, 1899 units with the participation of foreign capital were re-established in the republic. Compared with the previous year, the growth in the number of operating enterprises increased by 1228 units.

At the same time, with the participation of capital of residents of the Russian Federation - 357 enterprises, the Republic of Turkey - 290, PRC-261, the Republic of Kazakhstan –212 and the Republic of Korea-141. Also interest in joint activities in 2018 was shown by residents of the Islamic Republic of Afghanistan, the Republic of India, the Federal Republic of Germany, Ukraine, the Republic of Azerbaijan and others.

## Number of newly created enterprises with foreign capital participation by countries

(January-October), units



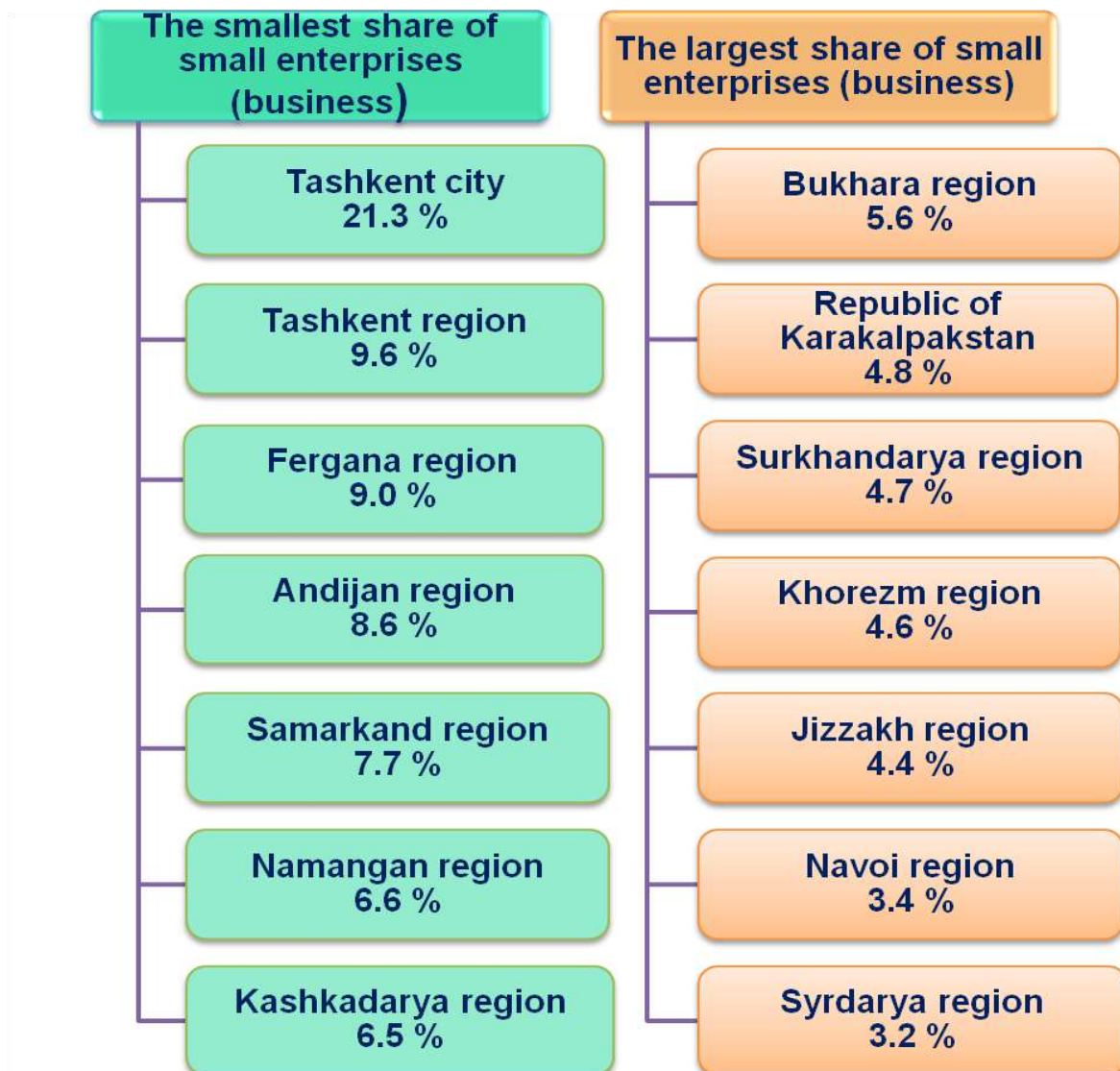
If we consider the newly created enterprises with the participation of foreign capital by types of economic activity, the main part is accounted for industry - 582 units, trade - 517 units, construction - 184 units, agriculture, forestry and fisheries - 157 units and other activities - 242 units.

**Dynamics of growth of newly created enterprises with the participation  
of foreign capital by type of economic activity, units**

	January-October 2017			January-October 2018		
	Total	comparing with the previous year, %	compared to the total,%	Total	comparing with the previous year, %	compared to the total,%
<b>Industry</b>	335	143,8	47,2	582	173,7	30,7
<b>Trade</b>	94	100,0	19,0	517	550,0	27,2
<b>Construction</b>	51	164,5	6,3	184	360,8	9,7
<b>Agriculture, forestry and fisheries</b>	39	300,0	2,6	157	402,6	8,3
<b>Accommodation and Food Services</b>	19	67,9	5,7	83	436,8	4,4
<b>Transportation and storage</b>	14	155,6	1,8	48	342,9	2,5
<b>Information and communication</b>	19	380,0	1,0	68	357,9	3,6
<b>Healthcare and other social services</b>	9	81,8	2,2	18	200,0	0,9
<b>Other types</b>	91	130,0	14,2	242	265,9	12,7

## Number of small enterprises and microfirms

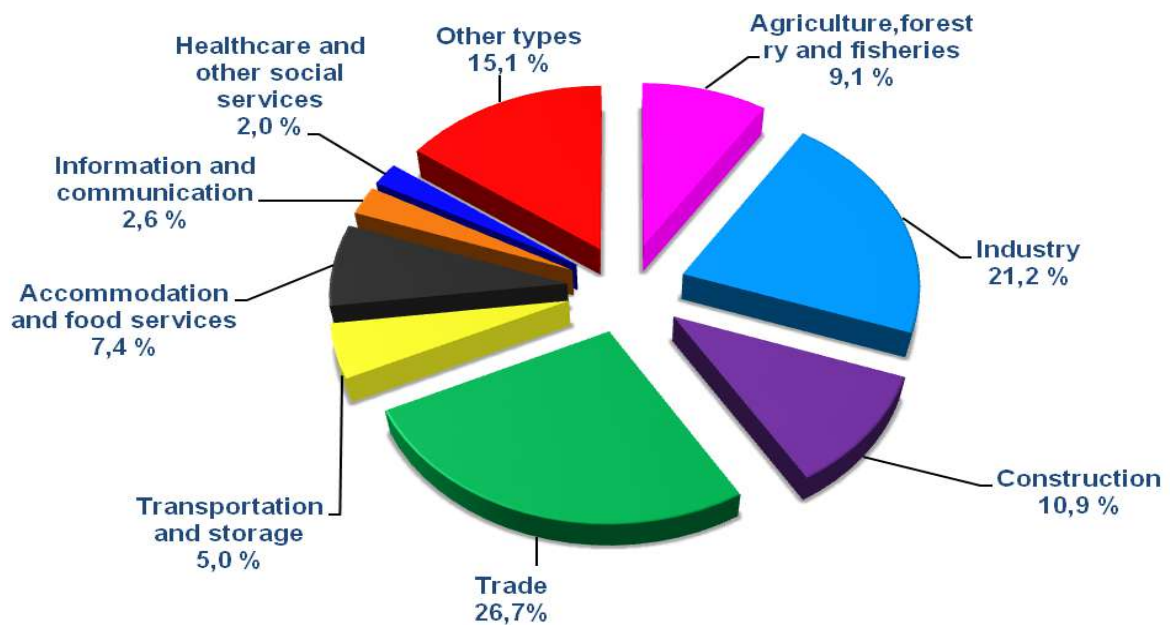
As of November 1, 2018, the number of operating small enterprises and microfirms in the republic amounted to 258.7 thousand units. This figure is more than the same period last year by 12.2 %. The main part of operating small enterprises and microfirms falls on the Tashkent city - 58.6 thousand units (22.6%), Tashkent - 24.8 thousand units (9.6 %), Fergana - 22.9 thousand units (8.8 %) and Andijan - 22.5 thousand units (8.7 %) regions.



Of the total number of operating small enterprises and microfirms, 258.7 thousand units by types of economic activity accounts for trade - 69.2 thousand units (26.7 %), industry - 55.0 thousand units (21.2 %), construction - 28.3

thousand units (10.9 %), agriculture, forestry and fisheries - 23.6 thousand units (9.1 %), accommodation and food services - 19.3 thousand units (7.4 %), transportation and storage services - 12.9 thousand units (5.0 %), information and communication - 6.6 thousand units (2.6 %), health care and the provision of social services - 5.2 thousand units (2.0 %), as well as for other types - 38.8 thousand units (15.1 %). From this it is clear that the bulk of existing small enterprises and microfirms are in industry and trade. The smallest share of economic activities falls on health care, the provision of social services, as well as information and communication.

**The share of active small enterprises and microfirms by economic activity,%**



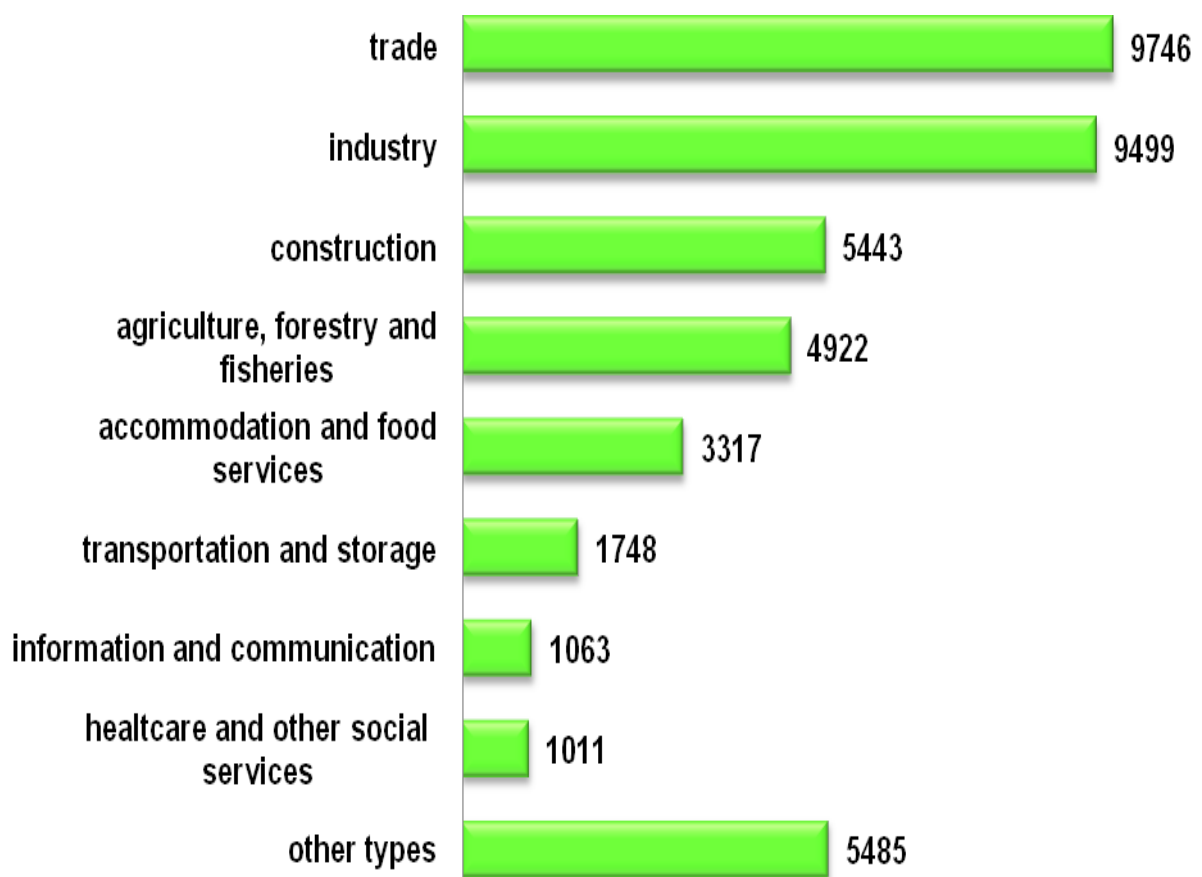
According to the results of January-October 2018, the number of newly created subjects of small enterprises and microfirms was more than 42.2 thousand units, which is 27.1 % more than in the same period last year. A significant part of the total number of newly created small enterprises falls on the Tashkent city (10016 units), Tashkent (4275 units), Samarkand (3613 units) and Fergana (3222



units) regions. The smallest falls on Syrdarya (1139 units), Khorezm (1713 units) and Navoi (1570 units) regions.

If we consider the number of economic activities, the largest part is accounted for trade - 9746 units, industry - 9499 units, agriculture, forestry and fisheries - 4922 units, construction - 5443 units. The smallest amount is health care and the provision of social services - 1011 units, information and communication - 1063 units, as well as transportation and storage - 1748 units.

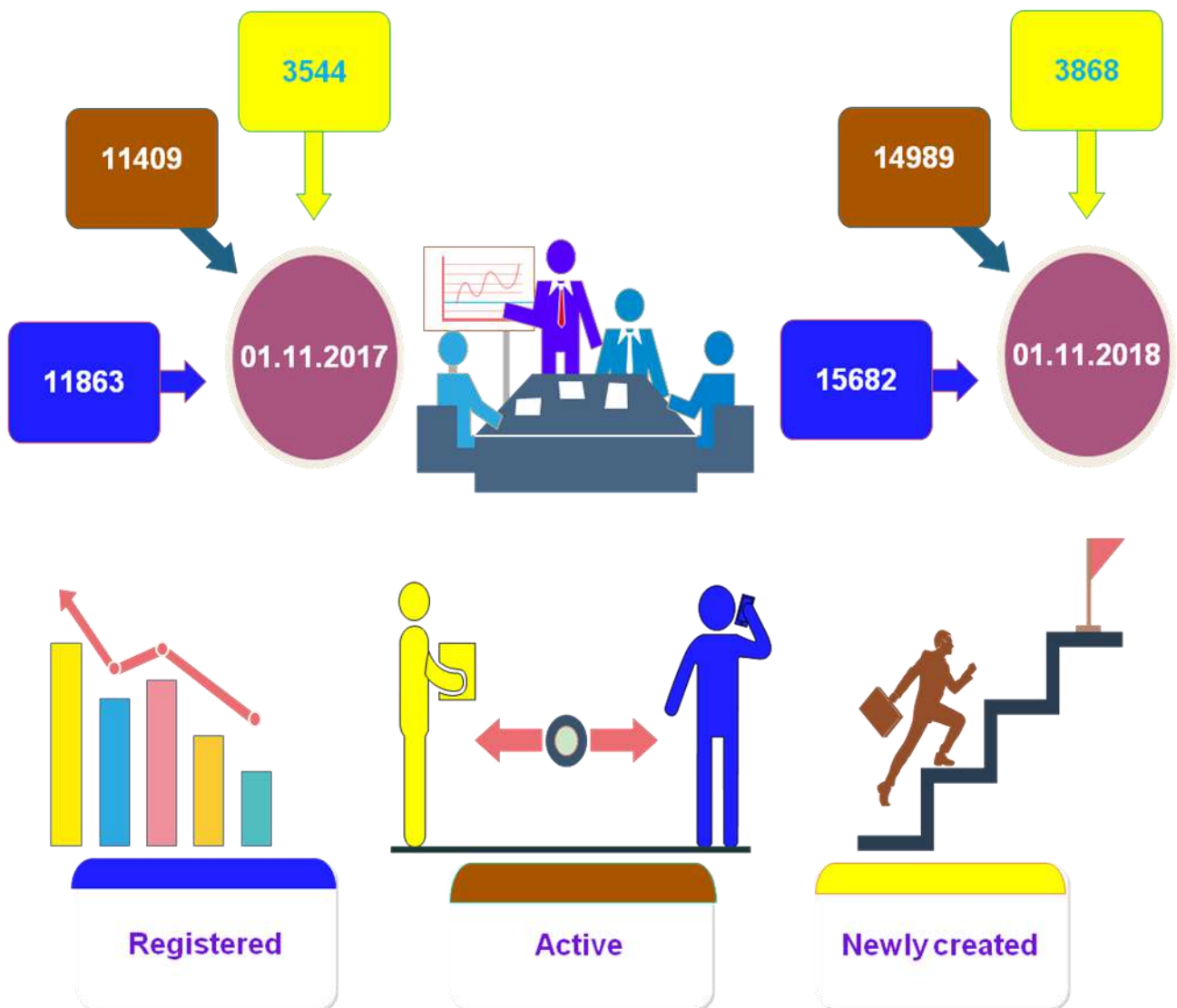
### The number of newly created small enterprises and microfirms in the context of economic activity, units



## Number of family enterprises

As of November 1, 2018, the number of registered family enterprises that have passed the state registration as a legal entity was 15682 units, of which the active ones reached 14989 units, or 95.6 %. Compared with the previous year, the growth in the number of registered and operating family-owned enterprises averaged 31.0 %.

### Dynamics of family enterprises, units

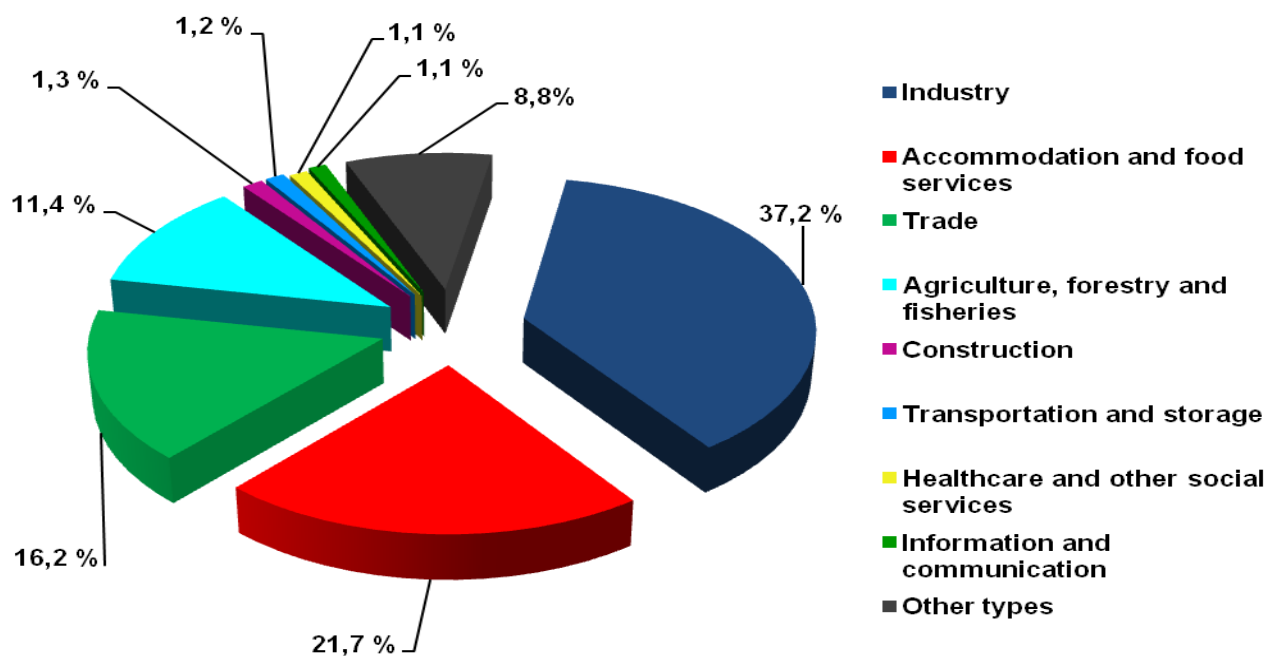


If we consider the number of active family enterprises in the context of the types of economic activity, the main share is accounted for industry - 37.2 %, or



5581 units, accommodation and food services - 21.7 %, or 3255 units, trade - 16.2 %, or 2431 units, agriculture, forestry and fisheries - 11.4 %, or 1703 units, construction - 1.3 %, or 188 units, information and communication - 1.1 %, or 158 units, transportation and storage - 1.2 %, or 174 units, health care and the provision of social services - 1.1 %, or 165 units and other species - 8.8 %, or 1334 units.

**The share of existing family enterprises in the context of economic activities, %**



**Management of maintenance and system maintenance of statistical registers**  
**Tel.:71-230-80-90 (91)**