

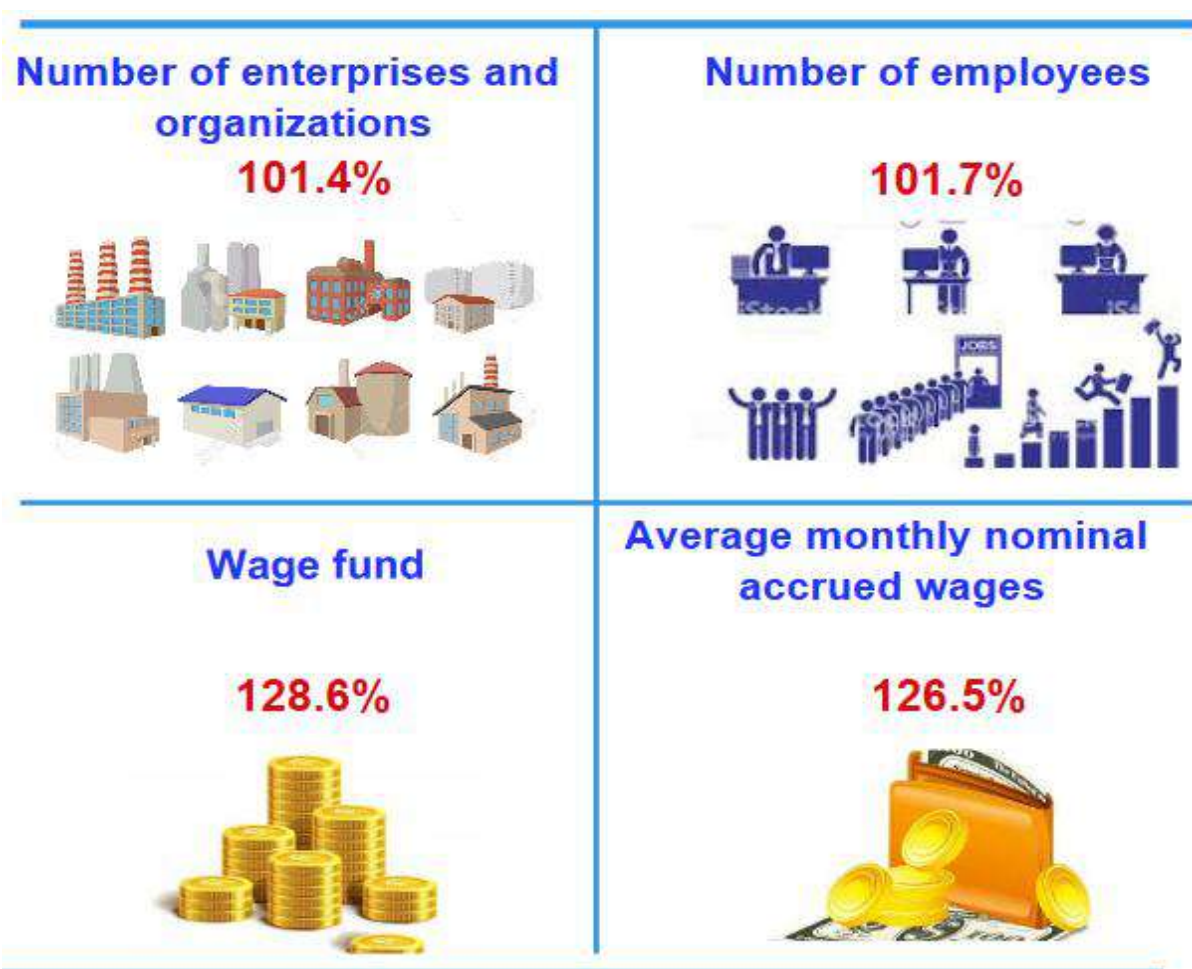
The average monthly nominal accrued wages of employees of enterprises with the status of legal entities

(January-March 2020, preliminary data)

In January-March 2020, the average monthly nominal accrued salary in the Republic of Uzbekistan amounted to 2582.5 thousand soums and increased by 26.5% compared to the same period in 2019.

Main labor indicators compared to the corresponding period last year

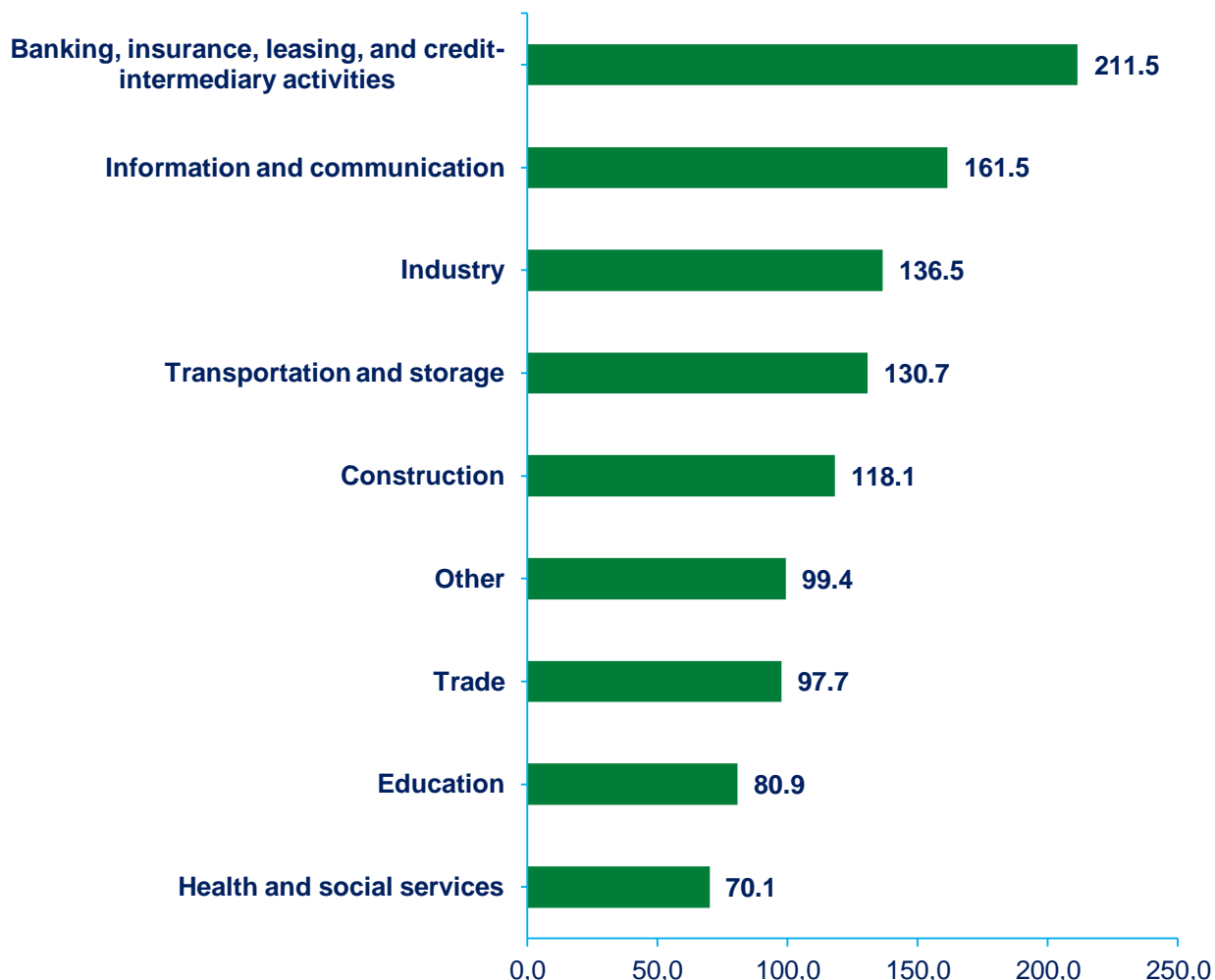
(January - March 2020, without agriculture and small businesses)



For reference: the average monthly nominal accrued salary includes allowances to wages, remuneration, incentive payments, compensation payments and payment for unworked time, as well as income tax withheld from individuals and contributions to the Union Fund.

The average monthly nominal accrued wages of employees by type of economic activity in relation to the average republican level, %


(January - March 2020, without agriculture and small businesses)



The average monthly nominal accrued salary was significantly lower than the national average in the sphere of health and social services - by 29.9%, and education – by 19.1%. Significantly higher than the national average was observed in banking, insurance, leasing and credit-intermediary activities – by 111.5%, in information and communication - by 61.5%.

Average monthly nominal accrued salary of employees of enterprises with the status of legal entities by type of economic activity, in thousand soums

(January-March, without agriculture and small businesses)



The results of the analysis showed that the growth of the average monthly nominal accrued salary, compared with the corresponding period of 2019, was observed in all types of economic activity. Thus, significant growth was registered in banking, insurance, leasing and credit-intermediary activities – by 46.7%, in the sphere of accommodation and catering services – by 32.6%, and in construction – by 32.2%.

Regions with the lowest average monthly nominal accrued wages by certain types of economic activity for January-March 2020

(compared to the national average, %)

	Total	including:					
		industry	construction	trade	transportation and storage	banking, insurance, leasing, and credit intermediary activities	health and social services
Republic of Uzbekistan	100	100	100	100	100	100	100
Republic of Karakalpakstan				-23.5			
Andijan					-56.5		
Bukhara				-26.6			
Jizzakh		-30.6	-36.3		-50.8		
Kashkadarya	-21.6		-34.0	-25.6		-22.0	-22.7
Navoi							
Namangan	-18.8	-35.1				-28.8	
Samarkand	-17.9			-27.3	-47.7	-22.0	
Surkhandarya		-23.6					
Syrdarya		-40.9			-49.7	-26.6	
Tashkent					-52.7		-4.8
Fergana	-17.2		-32.6				-6.6
Khorezm			-26.4				
Tashkent city							

In a number of regions, there is a relatively low level of average monthly nominal accrued wages compared to the national average in certain types of activity: in industry - in Syrdarya (by 40.9%), Namangan (by 35.1%) and Jizzakh (by 30.6%) regions; construction - in Jizzakh

(by 36.3%), Kashkadarya (by 34.0%) and Fergana (by 32.6%) regions; in transportation and storage, respectively, in Andijan (by 56.5%), Tashkent (by 52.7%), Jizzakh (by 50.8%) and Syrdarya (by 49.7%) regions. Also, in banking, insurance, leasing and credit and intermediary activities in the Namangan, Syrdarya, Kashkadarya and Samarkand regions, a decrease of more than 20% was observed.

Average monthly nominal accrued salary in the field of education

(January-March 2020, without agriculture and small businesses)



In the field of education, the average monthly nominal accrued salary amounted to 2089.2 thousand soums and increased by 23.2% compared to the same period in 2019.

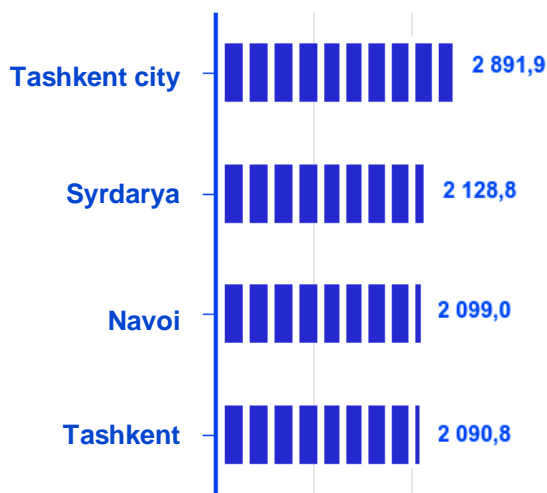


The average monthly nominal accrued wages by type of economic activity “Education”



(January-March 2020, without agriculture and small businesses)

Average monthly salary, thousand soums




Above the average republican level, the average monthly nominal accrued salary in this area was formed in Tashkent - 138.4%, Syrdarya -101.9%, Navoi - 100.5% and Tashkent - 100.1% regions.

Along with this, in ten regions of the country, the level of average monthly nominal accrued wages in this area was lower than the national average.

The level of the average monthly nominal accrued salary for education is significantly lower in Surkhandarya – 95.2%, Fergana - 92.0%, Khorezm – 91.9% and Kashkadarya – 87.4% regions.

Average monthly salary, thousand soums



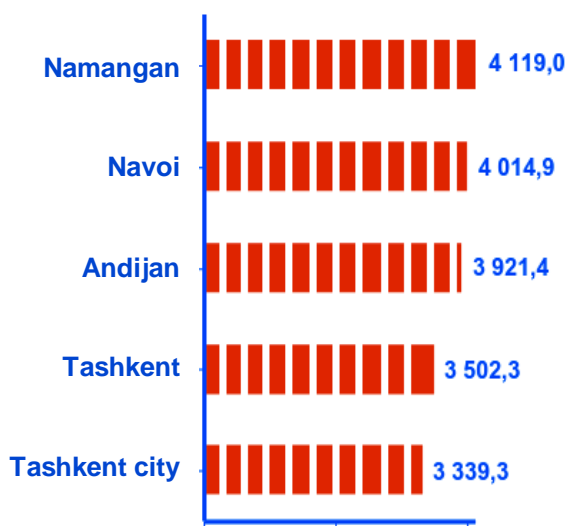


The average monthly nominal accrued wages by type of economic activity “Construction”

(January-March 2020, without agriculture and
small businesses)



Average monthly salary,
thousand soums



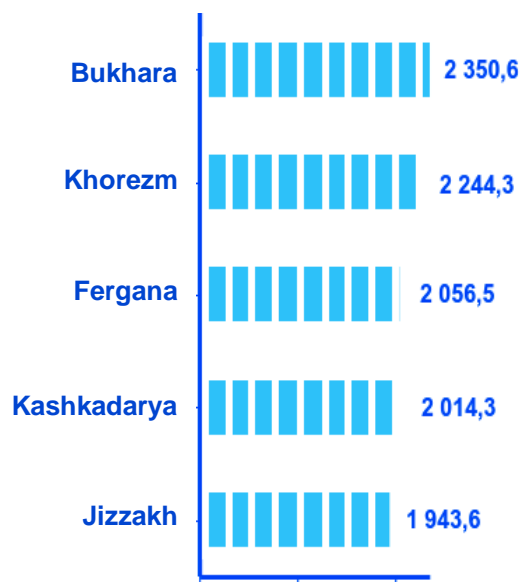
In a number of regions, there was a high level of average monthly nominal accrued wages in this area.

Thus, it is higher than the national average in Namangan – 135.0%, Navoi – 131.6%, Andijan – 128.5%, Tashkent – 114.8% regions and Tashkent city – 109.4%.

At the same time, in nine regions, the level of the average monthly nominal accrued salary in this area was lower than the national average.

The level of average monthly nominal accrued wages for this type of economic activity is significantly lower in Bukhara – 77.0%, Khorezm – 73.6%, Fergana – 67.4%, Kashkadarya – 66.0% and Jizzakh – 63.7% regions.

Average monthly salary,
thousand soums



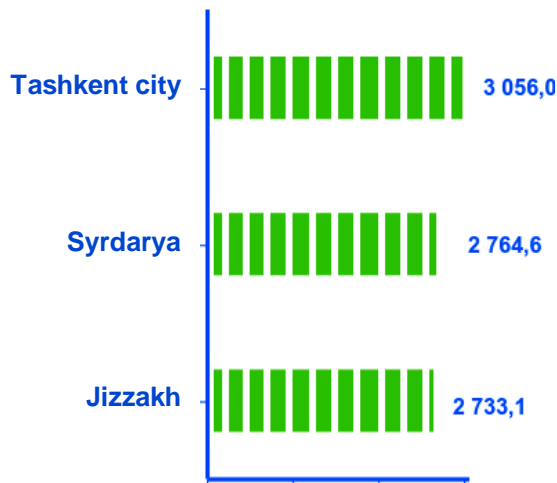


The average monthly nominal accrued wages by type of economic activity “Trade”

(January-March 2020, without agriculture and
small businesses)



Average monthly salary, thousand soums



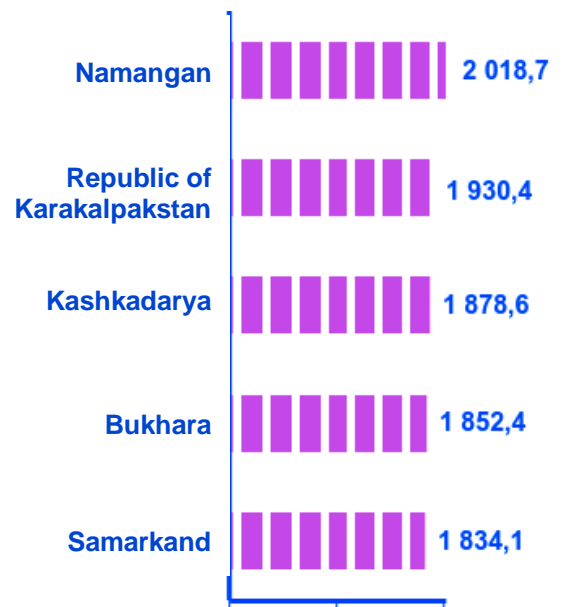
In a number of regions, the level of average monthly nominal accrued wages for such activities as trade is higher than the national average.

Thus, it was observed higher in Tashkent city – 121.1%, Syrdarya – 109.6% and Jizzakh – 108.3% regions.

At the same time, in eleven regions, the level of average monthly nominal accrued wages in this area was lower than the national average.

The average monthly nominal accrued salary for this type of economic activity is significantly lower in the Namangan region – 80.0%, the Republic of Karakalpakstan – 76.5%, Kashkadarya – 74.4%, Bukhara – 73.4% and Samarkand – 72.7% regions.

Average monthly salary, thousand soums



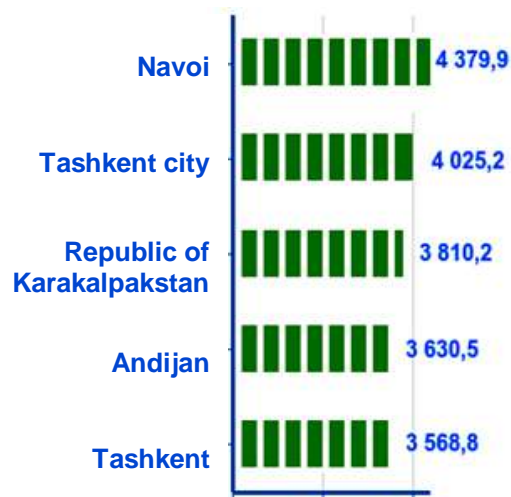


The average monthly nominal accrued wages by type of economic activity “Industry”

(January-March 2020, without agriculture and
small businesses)



Average monthly salary, thousand soums



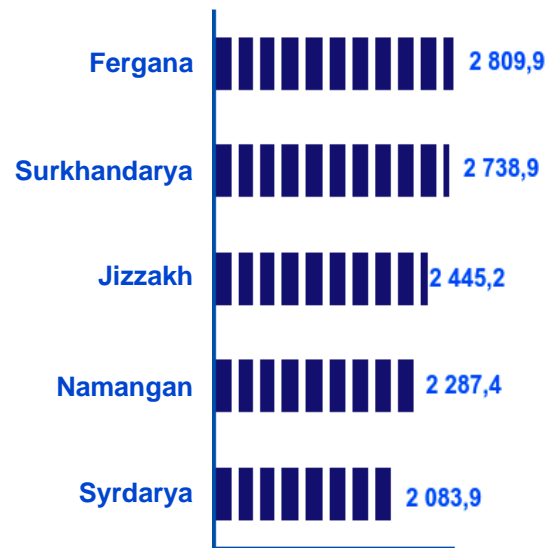
In a number of regions, there was a high level of average monthly nominal accrued wages in this area.

It is higher than the national average in Navoi region – 124.3%, Tashkent city – 114.2%, the Republic of Karakalpakstan – 108.1%, Andijan – 103.0% and Tashkent – 101.3% regions.

At the same time, in nine regions, the level of average monthly nominal accrued wages in this area was lower than the national average.

The level of average monthly nominal accrued wages for this type of economic activity is significantly lower in Fergana – 77.7%, Surkhandarya – 76.4%, Jizzakh – 69.4%, Namangan – 64.9% and Syrdarya – 59.1% regions.

Average monthly salary, thousand soums



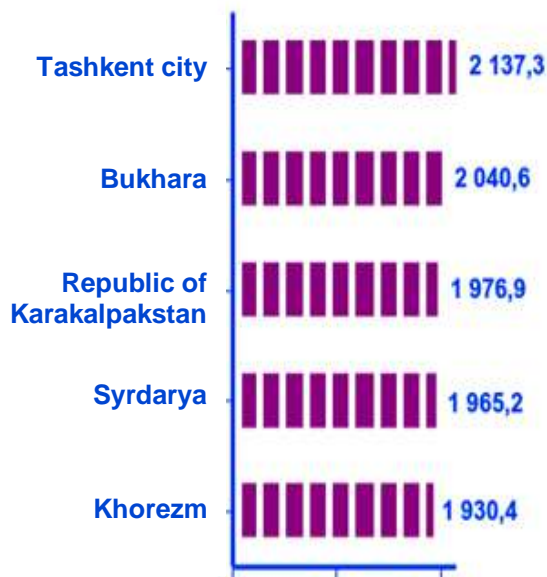


The average monthly nominal accrued wages by type of economic activity “Health and social services”

(January-March 2020, without agriculture and small businesses)



Average monthly salary,
thousand soums




In comparison with the average republican level, in such economic activities as health and social services, a relatively high level of average monthly nominal accrued wages was formed in Tashkent city – 118.0%, Bukhara region – 112.6%, the Republic of Karakalpakstan – 109.1%, Syrdarya – 108.5% and Khorezm – 106.6% regions.

In seven regions, the level of average monthly nominal accrued wages in this area was lower than the national average.

In particular, it was observed lower in Namangan – 96.9%, Jizzakh – 96.5%, Tashkent – 95.2%, Fergana – 93.4% and Kashkadarya – 77.3% regions.

Average monthly salary,
thousand soums





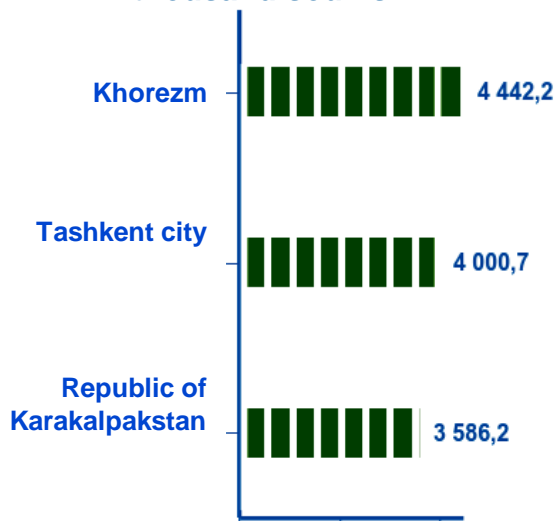
Rebri locomotive

The average monthly nominal accrued wages by type of economic activity “Transportation and storage”

(January-March 2020, without agriculture and small businesses)



Average monthly salary,
thousand soums

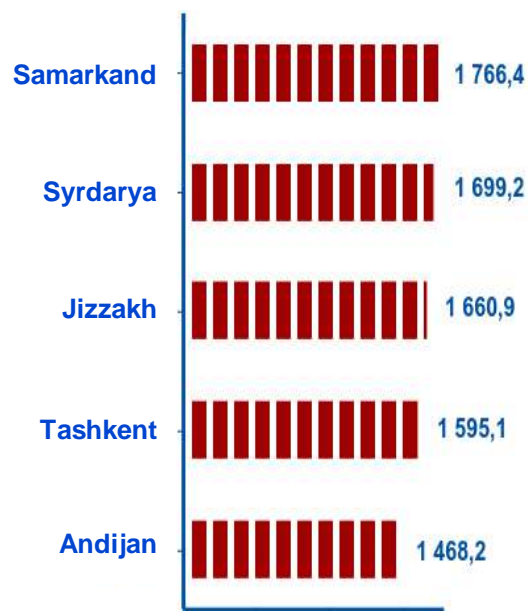


In this area, the average monthly nominal accrued salary was significantly higher in the Khorezm region (131.6%) compared to the national average, and it was also higher than the national average in Tashkent city (118.5%) and the Republic of Karakalpakstan (106.2%).

At the same time, in eleven regions of the country, the level of average monthly nominal accrued wages in this area was lower than the national average.

The average monthly wage in the sphere of transportation and storage is low in the regions of Samarkand – 52.3%, Syrdarya– 50.3%, Jizzakh – 49.2%, Tashkent – 47.2% and Andijan-43.5%, which is significantly lower than the national average.

Average monthly salary,
thousand soums



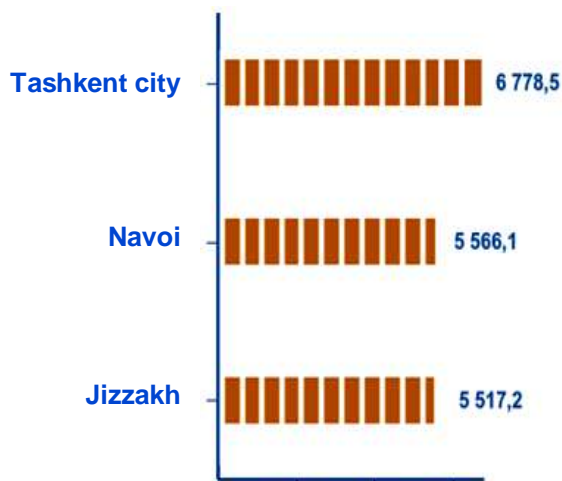


Average monthly nominal accrued salary in banking, insurance, leasing, and credit-intermediary activities

(January-March 2020, without agriculture and small businesses)



Average monthly salary, thousand soums




The highest level of the average monthly nominal accrued salary, in comparison with the national average, in this area was observed in Tashkent city – 124.1%, Navoi – 101.9% and Jizzakh – 101.0% regions.

In eleven regions, the level of average monthly nominal accrued wages in this area was lower than the national average.

It was significantly lower in Tashkent – 79.1%, Kashkadarya – 78.0%, Samarkand – 78.0%, Syrdarya – 73.4% and Namangan-71.2% regions.

Average monthly salary, thousand soums





Growth rates of average monthly nominal accrued wages by economic activity compared to the corresponding period of 2019, %

(January-March 2020, without agriculture and small businesses)

In the republic as a whole, in January-March 2020, compared to the same period in 2019, the average monthly nominal accrued salary in the banking, insurance, leasing and credit-intermediary sectors increased by 46.7%, accommodation and catering services – by 32.6%, construction – by 32.2%, health and social services – by 29.1%, trade – by 27.2%, transportation and storage – by 24.9%, industry – by 23.9%, art, entertainment and recreation – by 23.8%, education – by 23.2%, information and communication – by 22.2 %.



Growth rates of average monthly nominal accrued wages by type of economic activity "Education"

(% of the corresponding period of the previous year)

In the field of education, the average monthly nominal accrued salary in January 2020 amounted to 1969.7 thousand soums, in February - 2125.4 thousand soums, in March - 2172.2 thousand soums.

In this area, the average monthly nominal accrued wages, in comparison with the corresponding period of the previous year, increased by 23.2%.





**Growth rates of average monthly nominal accrued wages
by type of economic activity “Industry”**
(% of the corresponding period of the previous year)



In industry, the average monthly nominal accrued salary in January 2020 amounted to 3330.3 thousand soums, in February - 3382.1 thousand, in March - 3836.8 thousand soums.

In this area, the average monthly nominal accrued wages, compared with the corresponding period of the previous year, increased by 23.9%.



**Growth rates of average monthly nominal accrued wages
by type of economic activity “Health and social services”**
(% of the corresponding period of the previous year)

In the field of healthcare and the provision of social services, the average monthly nominal wage in January 2020 amounted to 1723.8 thousand soums, in February - 1801.0 thousand, in March - 1909.0 thousand soums.

In this area, the average monthly nominal accrued wages, in comparison with the corresponding period of the previous year, increased by 29.1%.





**Growth rates of average monthly nominal accrued wages
by type of economic activity “Trade”**
(% of the corresponding period of the previous year)



By type of economic activity, the average monthly nominal accrued salary in January 2020 amounted to 2399.4 thousand soums, in February - 2355.0 thousand, in March - 2819.9 thousand soums.

In this area, the average monthly nominal accrued wages, compared to the corresponding period of the previous year, increased by 27.2%.



**Growth rates of average monthly nominal accrued wages
by type of economic activity “Construction”**
(% of the corresponding period of the previous year)

By type of economic activity of construction the average monthly nominal accrued salary in January 2020 amounted to 2921.3 thousand soums, in February - 3029.7, in March - 3199.6 thousand soums.

In this area, the average monthly nominal accrued wages, compared to the corresponding period of the previous year, increased by 32.2%.





The growth rate of the average monthly nominal accrued wages in banking, insurance, leasing and credit intermediary activities

(% of the corresponding period of the previous year)



In banking, insurance, leasing and credit-intermediary, the average monthly nominal accrued salary in January 2020 amounted to 4512.8 thousand soums, in February - 4923.8 thousand, in March - 6960.2 thousand soums.

In this area, the average monthly nominal accrued wages, compared with the corresponding period of the previous year, increased by 46.7%.



Growth rates of average monthly nominal accrued wages by type of economic activity "Transportation and storage"

(% of the corresponding period of the previous year)

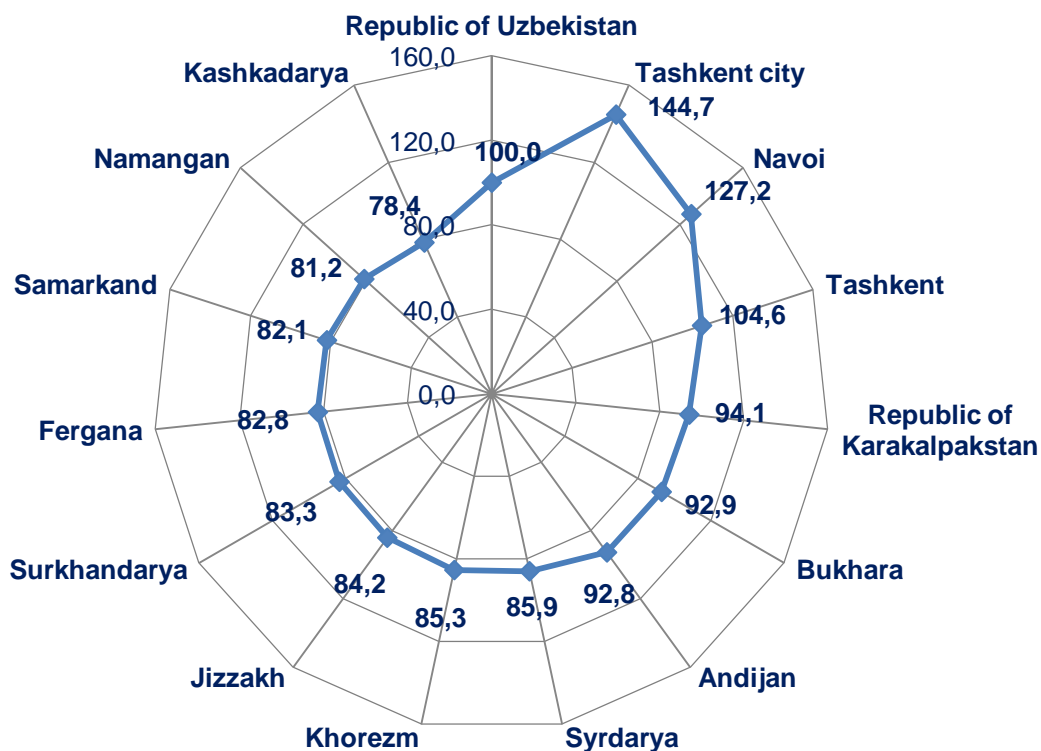
In transportation and storage, the average monthly nominal accrued salary in January 2020 amounted to 3176.7 thousand soums, in February - 3382.6 thousand, in March - 3562.7 thousand soums.

In this area, the average monthly nominal accrued wages, compared to the corresponding period of the previous year, increased by 24.9%.



The average monthly nominal accrued salary of employees by region in relation to the average national level, %

(January-March 2020, without agriculture and small businesses)



If we consider the average monthly nominal accrued wages by regions, the highest level has formed in Tashkent city - 3737.6 thousand soums, Navoi - 3283.7 thousand soums and Tashkent regions - 2702.5 thousand soums.

On the contrary, a low level of average monthly nominal accrued wages, relative to the average republican, was observed in Surkhandarya - 2150.8 thousand soums, Fergana - 2138.0 thousand soums, Samarkand - 2119.3 thousand soums, Namangan - 2098.1 thousand soums and Kashkadarya regions - 2025.6 thousand soums.



**Average monthly nominal accrued salary in legal entities by
regions of the Republic of Uzbekistan, thousand soums**

(without agriculture and small businesses)

	January-March 2019	January-March 2020	Growth rate, %
Republic of Uzbekistan	2041,7	2582,5	126,5
Republic of Karakalpkastan	1989,7	2428,9	122,1
regions:			
Andijan	1870,4	2396,5	128,1
Bukhara	1917,3	2398,1	125,1
Jizzakh	1770,7	2174,7	122,8
Kashkadarya	1751,1	2025,6	115,7
Navoi	2506,2	3283,7	131,0
Namangan	1707,9	2098,1	122,8
Samarkand	1725,3	2119,3	122,8
Surkhandarya	1702,6	2150,8	126,3
Syrdarya	1796,6	2218,1	123,5
Tashkent	2272,3	2702,5	118,9
Fergana	1682,2	2138,0	127,1
Khorezm	1733,4	2202,9	127,1
Tashkent city	2825,1	3737,6	132,3

In terms of territories, the level of average monthly nominal accrued wages, compared with the average republican level, was higher in Tashkent city - 144.7%, Navoi - 127.2% and Tashkent - 104.6% regions. On the contrary, compared with the national average, it was lower,



in particular, in Surkhandarya - 83.3%, Fergana - 82.8%, Samarkand - 82.1%, Namangan - 81.2% and Kashkadarya - 78.4% regions.

According to the resolution signed by the President on ensuring the implementation of the Law of the Republic of Uzbekistan “On the State Budget of the Republic of Uzbekistan for 2020”, from February 1 of the current year, the minimum wage amounted to 679,330 soums.

For reference: based on the methodological provisions on the assessment of wages in the economy and international recommendations, the indicator "average monthly nominal accrued salary" is defined as the accrued income of individuals in the form of remuneration for an employee in cash, including taxes and other payments in accordance with current legislation, calculated by the employer for the products produced (work performed or service rendered) by the employee for a certain period of time (hour, month, year).

**Department of demography and
labor statistics**

Tel.: (71) 230-80-65, 230-81-26