

DEMOGRAPHIC SITUATION

The number of permanent population: as of July 1, 2019, the resident population of the Republic of Uzbekistan was 33523.6 thousand and, since the beginning of the year, has increased by 268.1 thousand people, or 0.8%.

In particular, the urban population amounted to 16939.6 thousand people (50.5% of the total population), the rural population - 16584.0 thousand people (49.5%).

Pay attention:

January-June 2019

Population size increased by **268,1 thousand people**.

The number of live births was **347.4 thousand children**.

75.8 thousand deaths were registered.

Registry offices registered **104.2 thousand marriages** and **16.0 thousand divorces**.

Main demographic indicators of the Republic of Uzbekistan

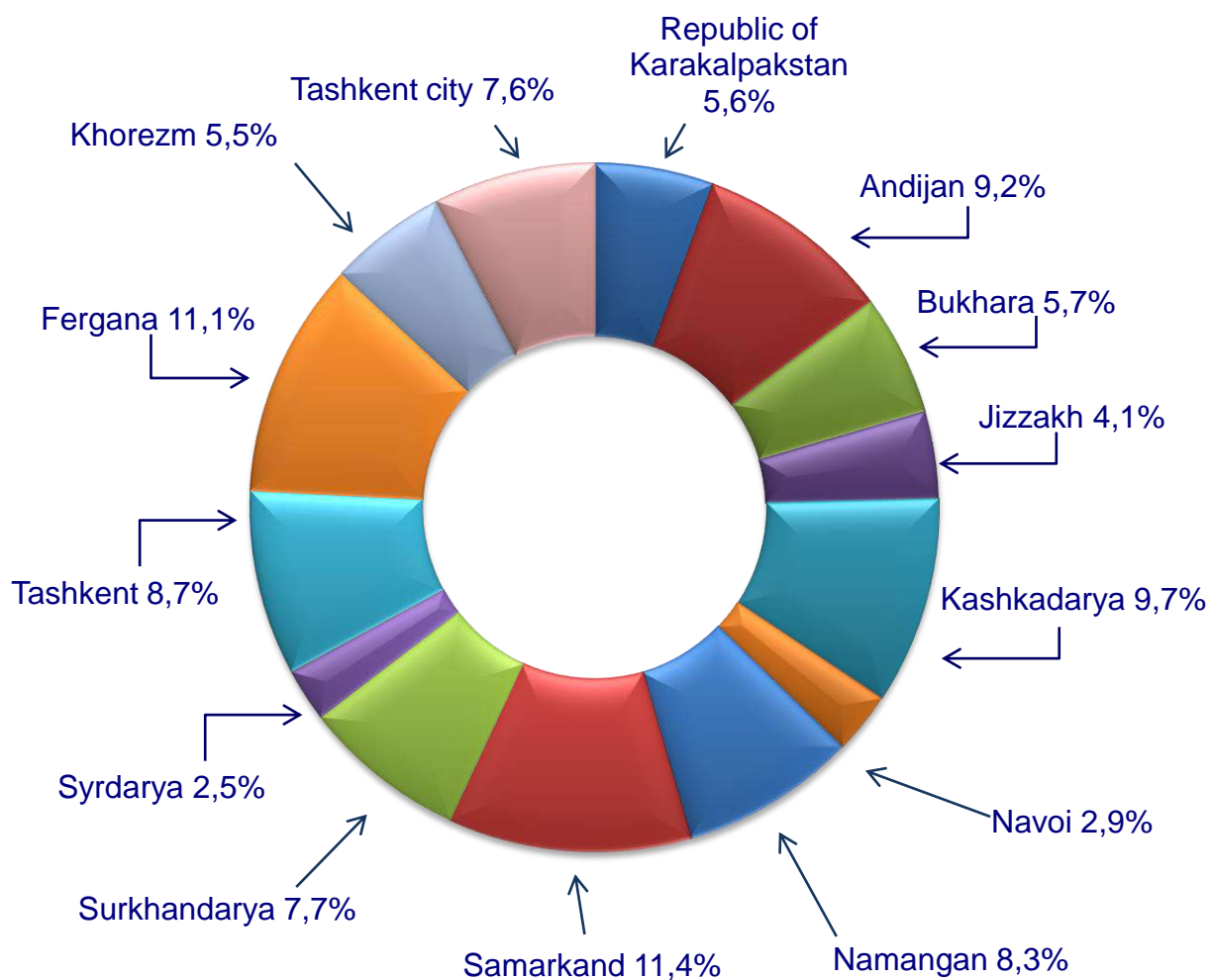
(January-June, thousand people)

	2018	2019
Permanent population at the end of the year	32 899,2	33523,6
Number of births	324,3	347,4
Number of deaths	75,6	75,8
The natural movement of the population	248,7	271,6
Number of arrivals	83,9	78,9
Number of departures	90,1	82,4
Balance of migration	-6,2	-3,5
Number of marriages, thousand units.	105,1	104,2
Number of divorces, thousand units.	16,4	16,0
Coefficients per 1000 population, per mille		
Fertility	20,0	21,0
Mortality	4,6	4,6
Natural increase	15,4	16,4
Marriage rate	6,5	6,3
Divorce rate	1,0	1,0

The Resident population
(as of July 1)

	2018	2019	Growth rate to the previous year, %
Republic of Uzbekistan	32 899,2	33 523,6	101,9
Republic of Karakalpakstan	1 853,7	1 881,9	101,5
<i>regions:</i>			
Andijan	3 032,2	3 088,6	101,9
Bukhara	1 876,4	1 906,6	101,6
Jizzakh	1 337,0	1 365,5	102,1
Kashkadarya	3 175,1	3 240,3	102,1
Navoi	969,8	986,4	101,7
Namangan	2 720,5	2 776,5	102,1
Samarkand	3 753,2	3 833,1	102,1
Surkhandarya	2 537,8	2 594,6	102,2
Syrdarya	821,9	836,9	101,8
Tashkent	2 876,5	2 917,2	101,4
Fergana	3 644,8	3 711,2	101,8
Khorezm	1 815,2	1 846,4	101,7
Tashkent city	2 485,1	2 538,4	102,1

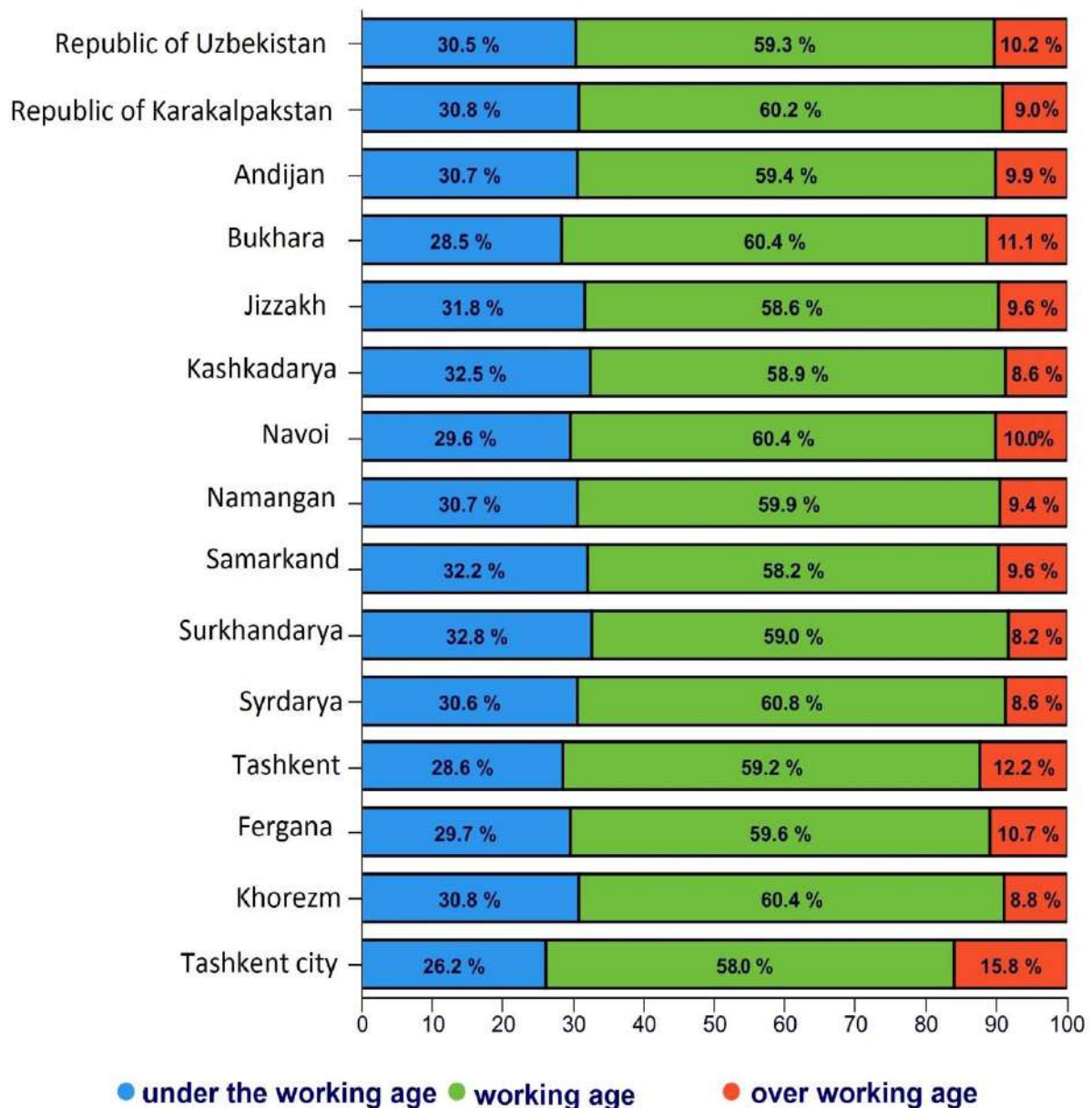
Resident population by region
(as of July 1, 2019, to the total number
population of the republic, %)



Analysis by region of the republic showed that As of July 1, 2019, the largest population was observed in Samarkand - 11.4% (share in the total population of the republic), Fergana - 11.1%, Kashkadarya - 9.7% and Andijan - 9.2%.

According to preliminary data, as of July 1, 2019, 30.5% of the total resident population in the republic are under the working age, 59.3% are of working age and 10.2% are over working age.

**Distribution of resident population
by major age groups**
(as of July 1, 2019, to the total population of the republic,%)



Fertility. For January-June 2019 was registered 347.4 thousand born children (hereinafter referred to as born live births), respectively, the birth rate per 1000 population was 21.0 per mille and, compared to the same period in 2018, increased by 1.0 per mille (January-June 2018 - by 21.0 per mille).

Number and rate of births by region

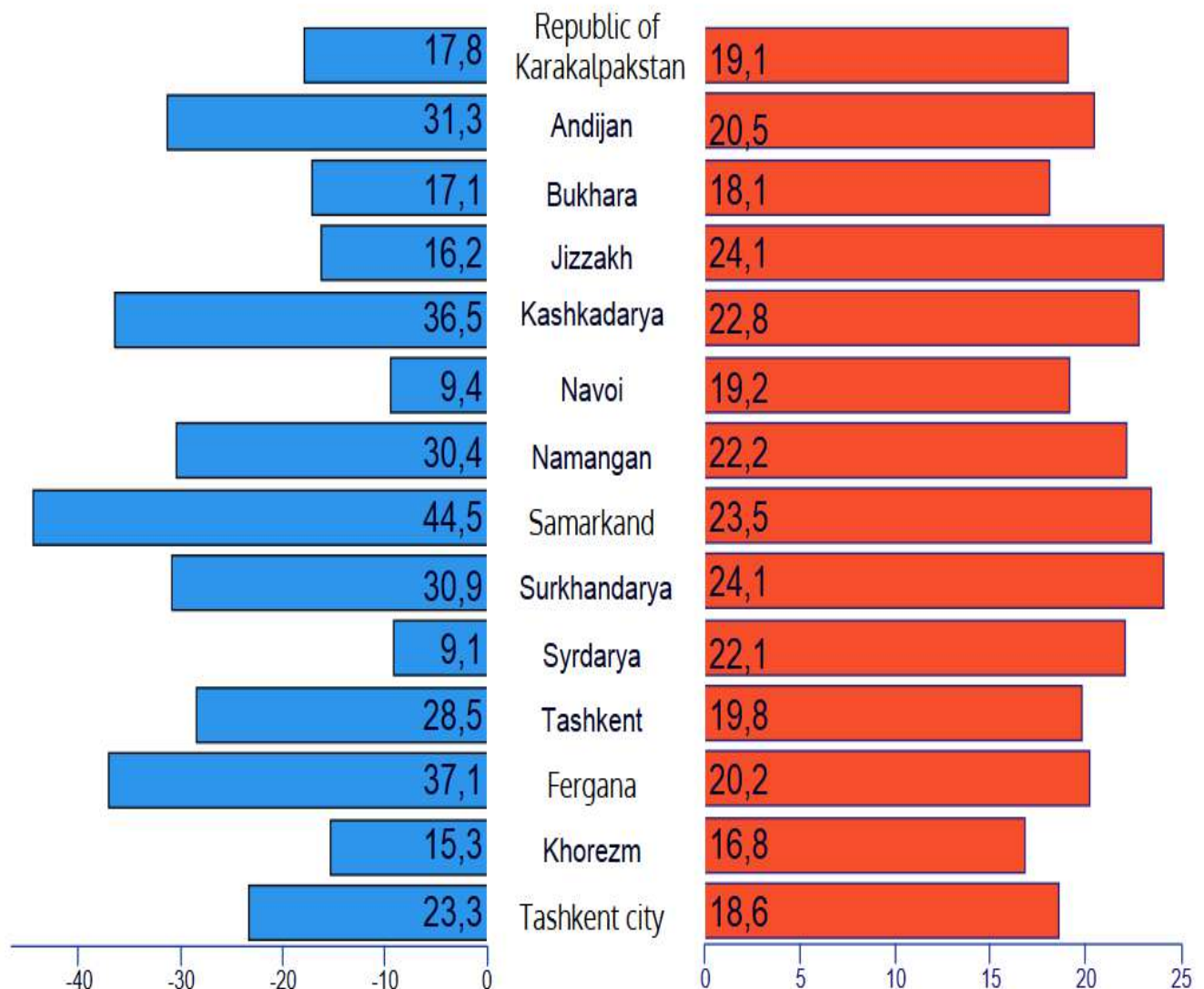
(January-June 2019)



Number of births,
thousand people

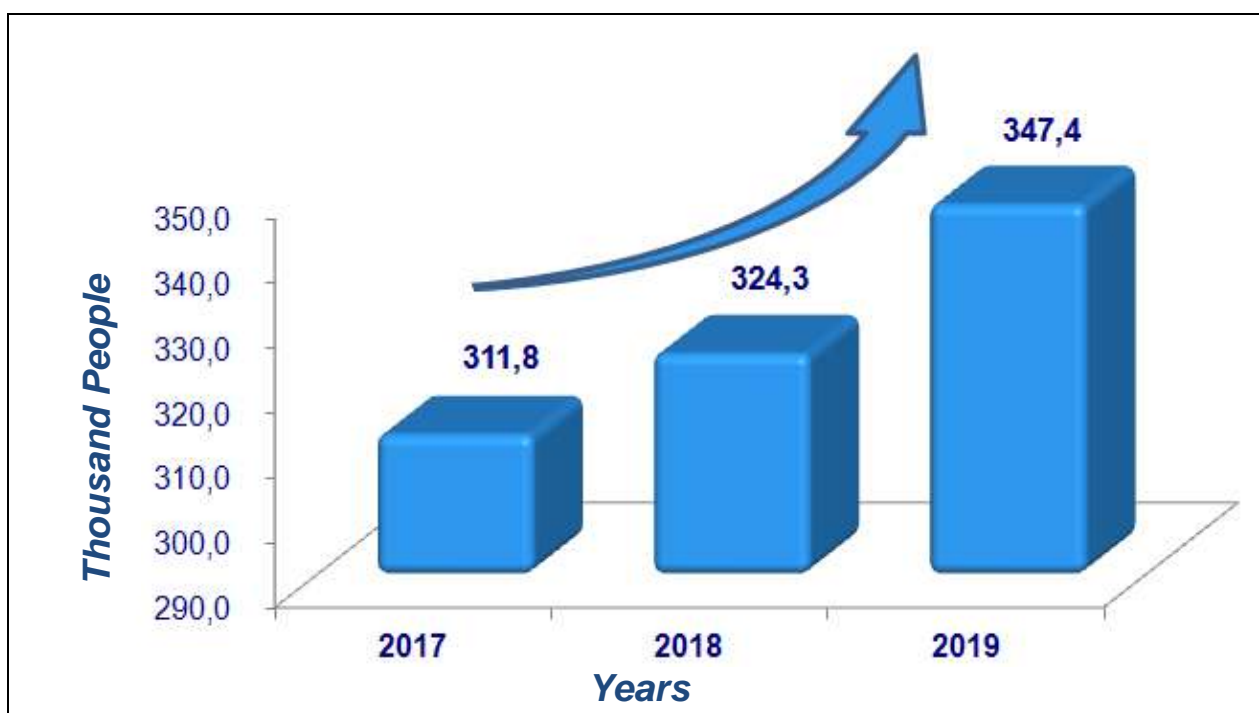


Birth coefficient,
per 1000 population, permille



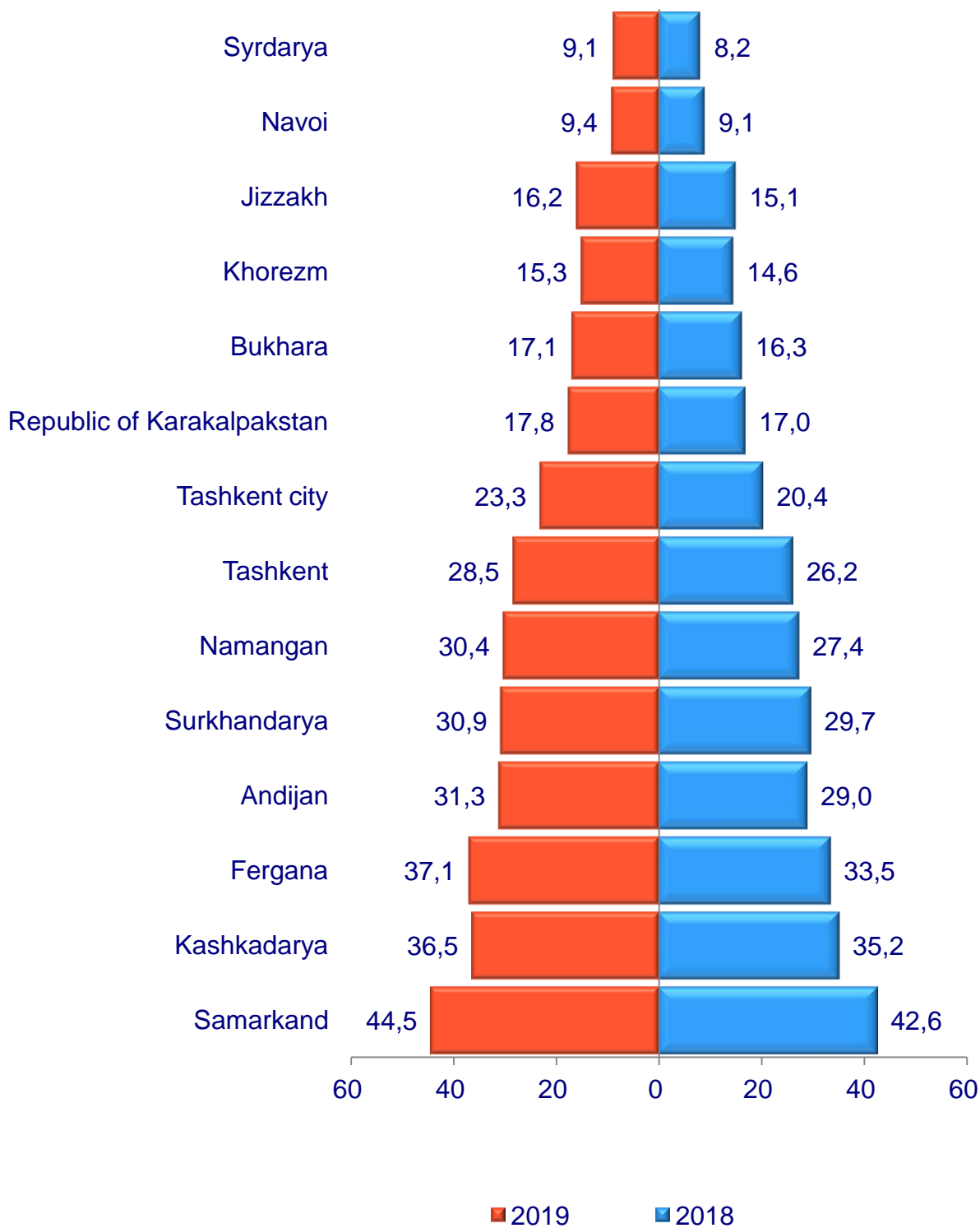
Pay attention: a child is considered born alive if one of the criteria for live birth is present (breathing, heartbeat, navel pulsation, involuntary muscle contraction). In this case, the gestation period of the mother should be from 22 weeks or more, the growth of the child - from 25 cm or more, weight - from 500 grams or more.

**Number of live births in the Republic of Uzbekistan
(January-June)**



*For information: a total of 361.8 thousand births are registered in the civil registry offices of the Agency of Public Services of the Ministry of Justice of the Republic of Uzbekistan, of which 347.4 thousand are **live births**, 3.3 thousand are stillborn, 11.1 thousand are registered in January 2019, but born in 2018 and, according to international recommendations, they are taken into account in the totals of this year.*

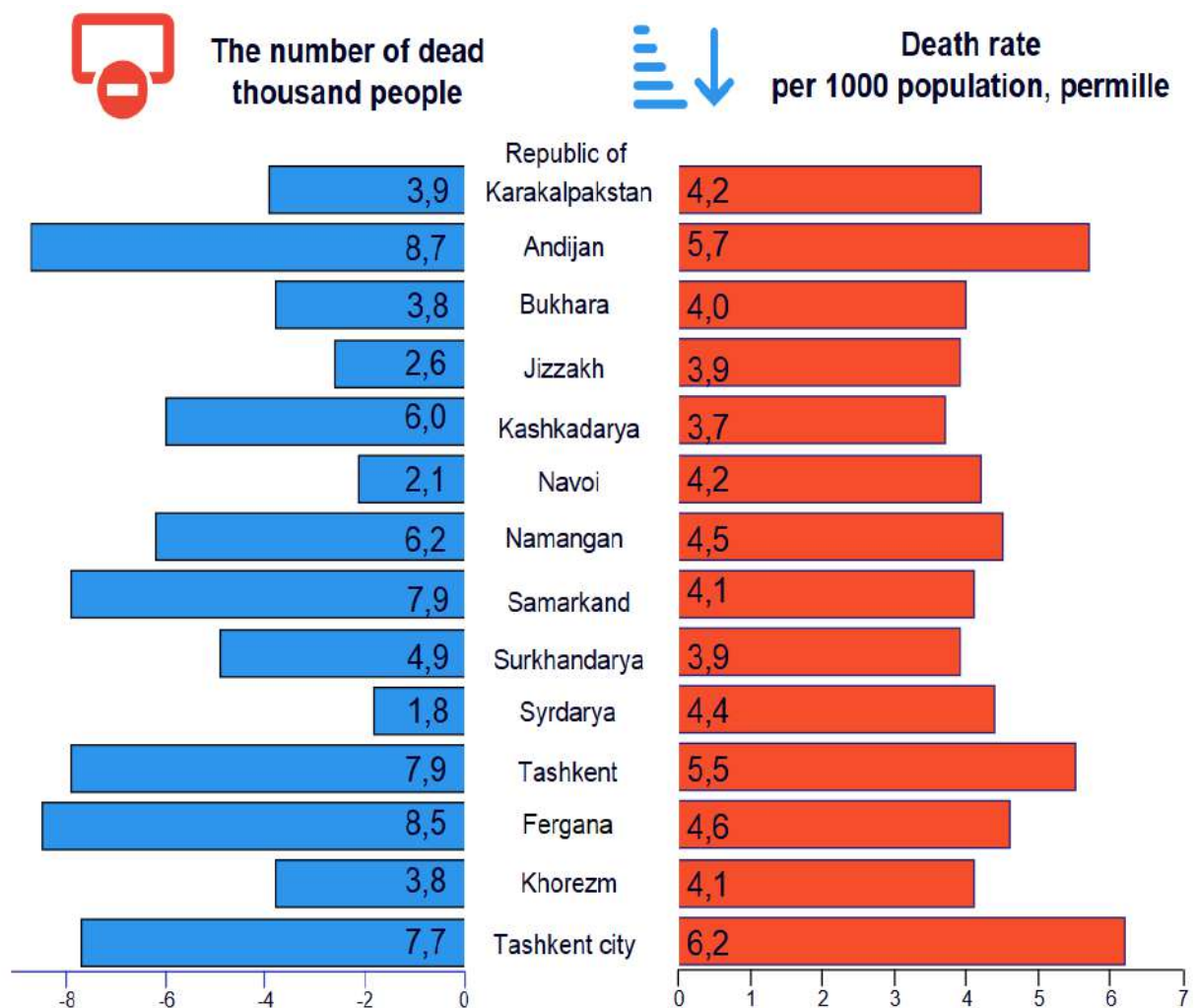
Number of births by region
(January-June)



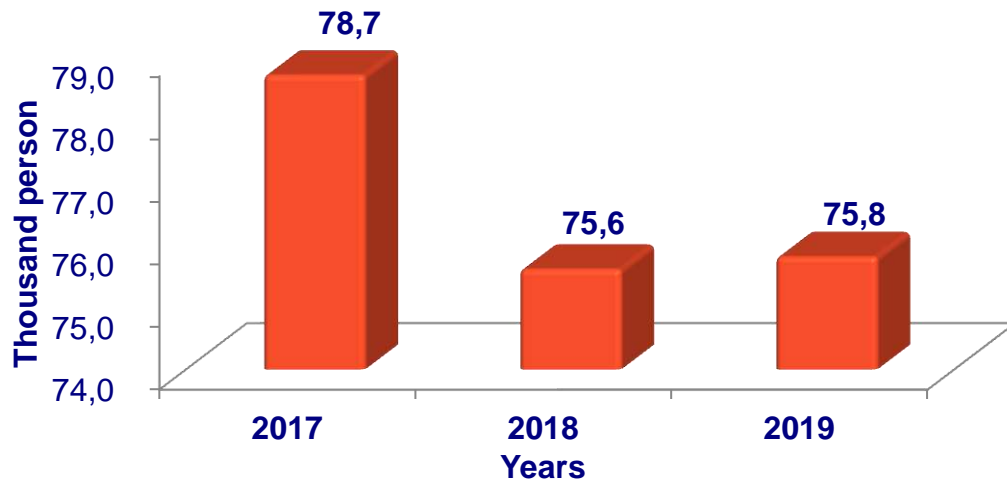
Mortality. In January-June 2019, 75.8 thousand deaths were registered, respectively, the mortality rate was 4.6 per thousand and, compared to the same period of 2018, did not change (for January-June 2018 - 4.6 permille).

For information: a total of 79.4 thousand deaths were registered in the civil registry offices of the State Services Agency of the Ministry of Justice of the Republic of Uzbekistan, 75.8 thousand of which died this year, 3.6 thousand registered in January 2019, but died 2018 and, according to international recommendations, they are taken into account in the 2018 totals.

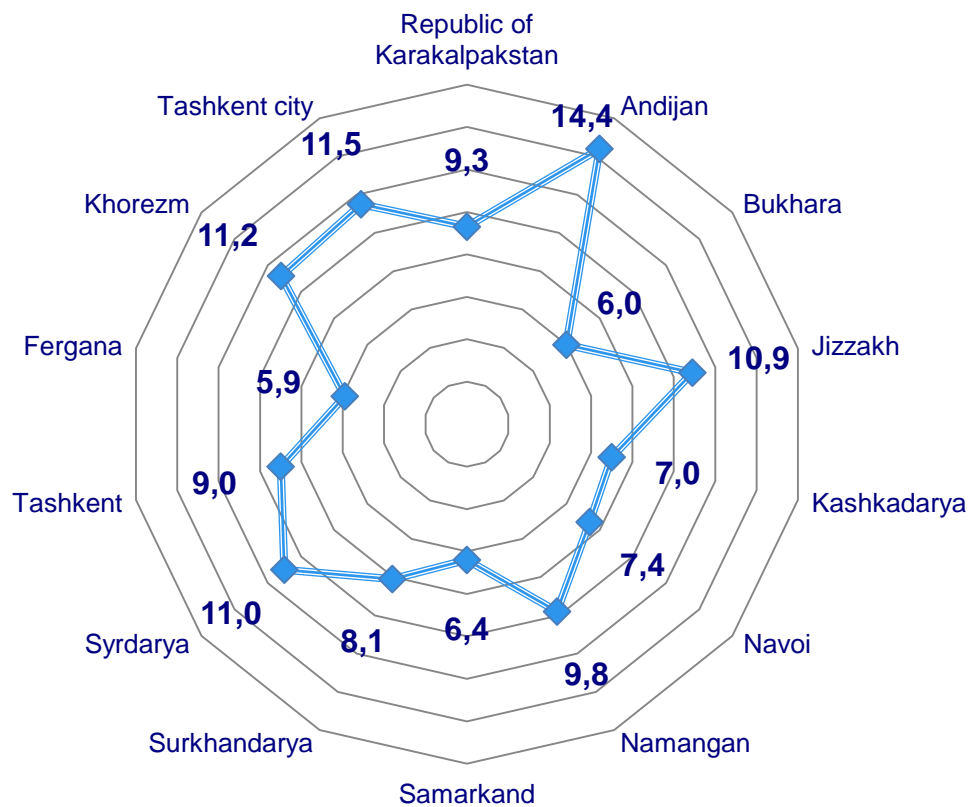
Number and death rate by region
(January-June 2019)



Number of deaths in the Republic of Uzbekistan (January-June)



Infant mortality rate by region (January-June 2019; per 1,000 live births)

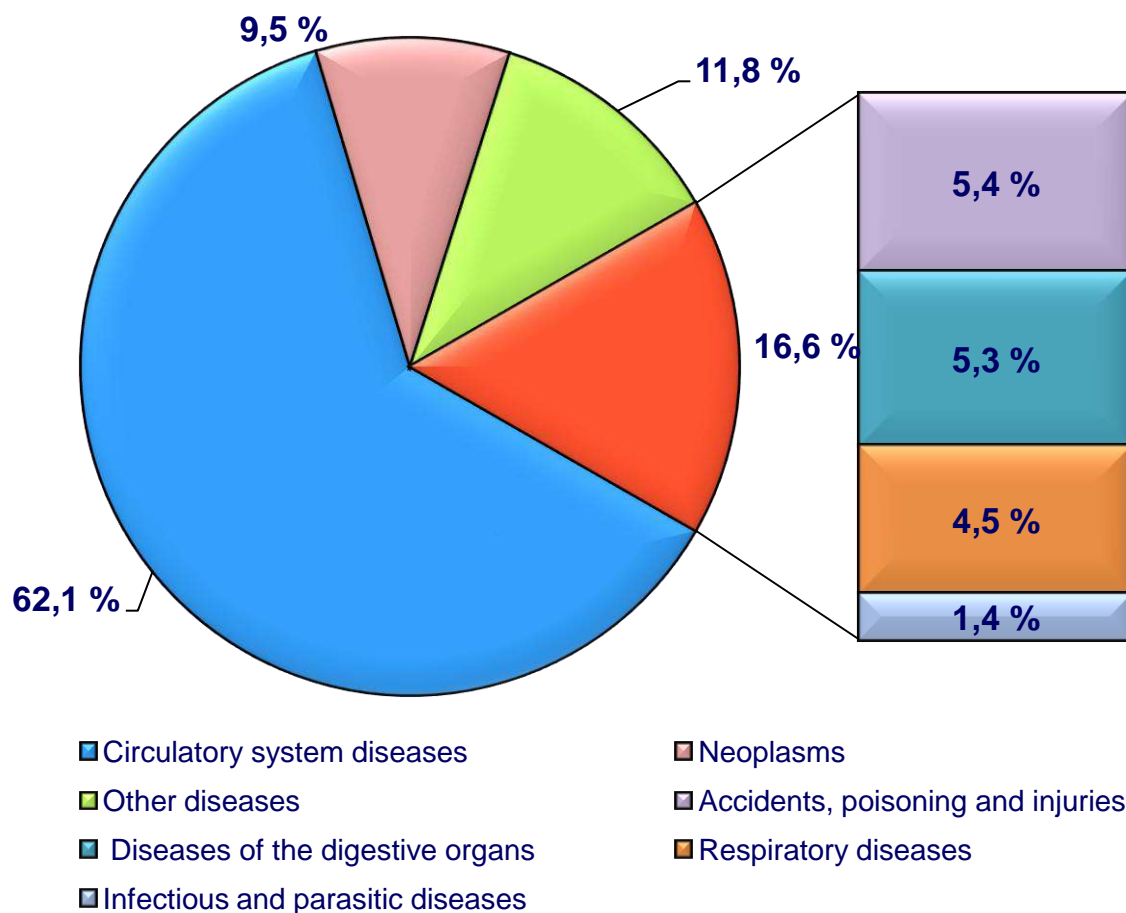


From the total number of registered deaths in January-June 2019, 62.1% died from circulatory system diseases, 9.5% from neoplasms, 5.3% from diseases of the digestive organs, 4.5% from diseases of the respiratory organs, 5.4% from accidents, poisonings and injuries, 1.4% from infectious and parasitic diseases. diseases and 11.8% from other diseases.

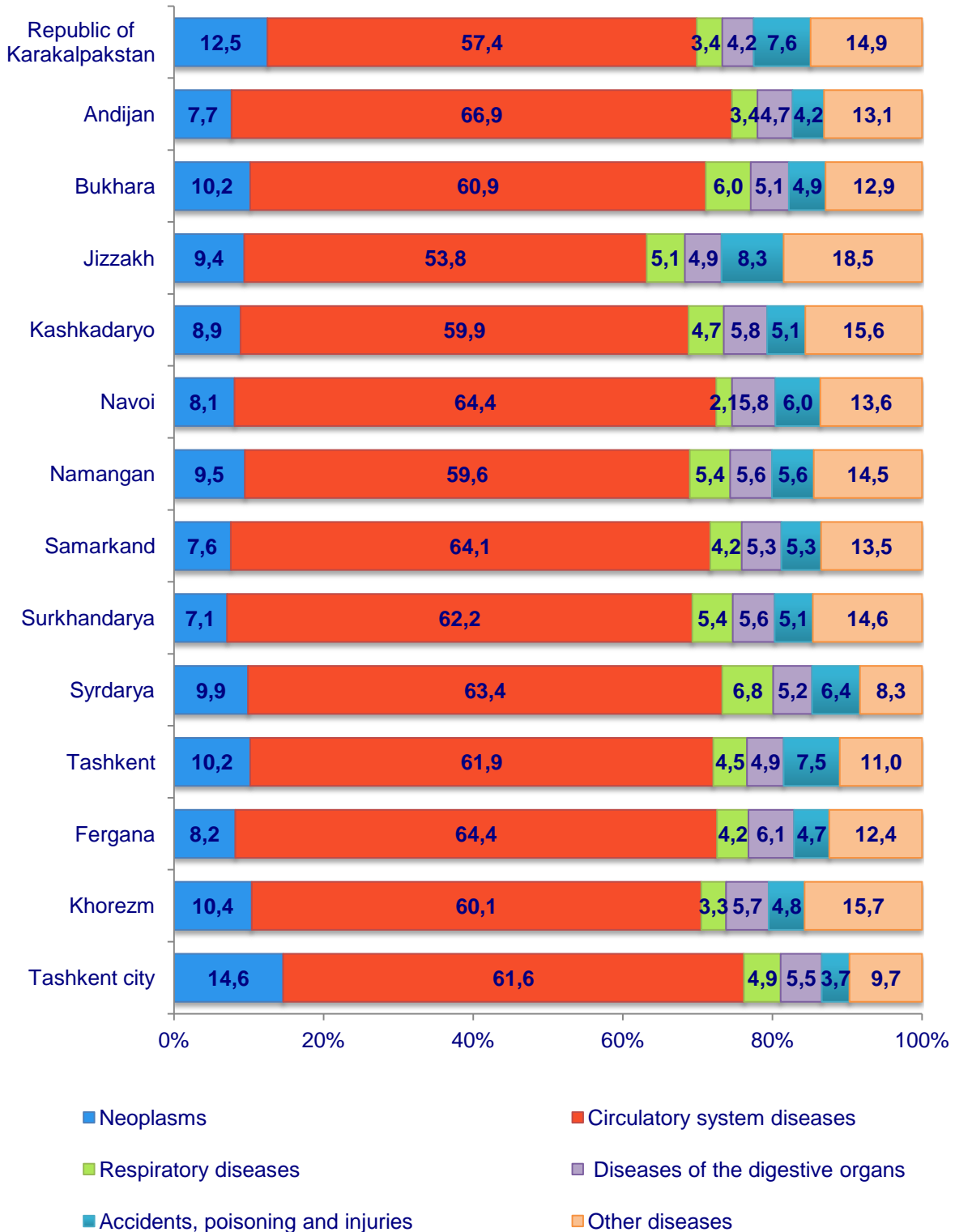
The number of registered dead children under the age of 1 year was 3.4 thousand, of which 55.3% died from conditions arising in the perinatal period, 20.4% from respiratory diseases, 13.3% from congenital anomalies, 2.4% from infectious and parasitic diseases, 2.1% from accidents, poisonings and injuries, 0.8% from diseases of the digestive organs, 5.6% from other diseases.

Distribution of deaths by main causes of death

(January-June 2019, in relation to the total number of deceased,%)

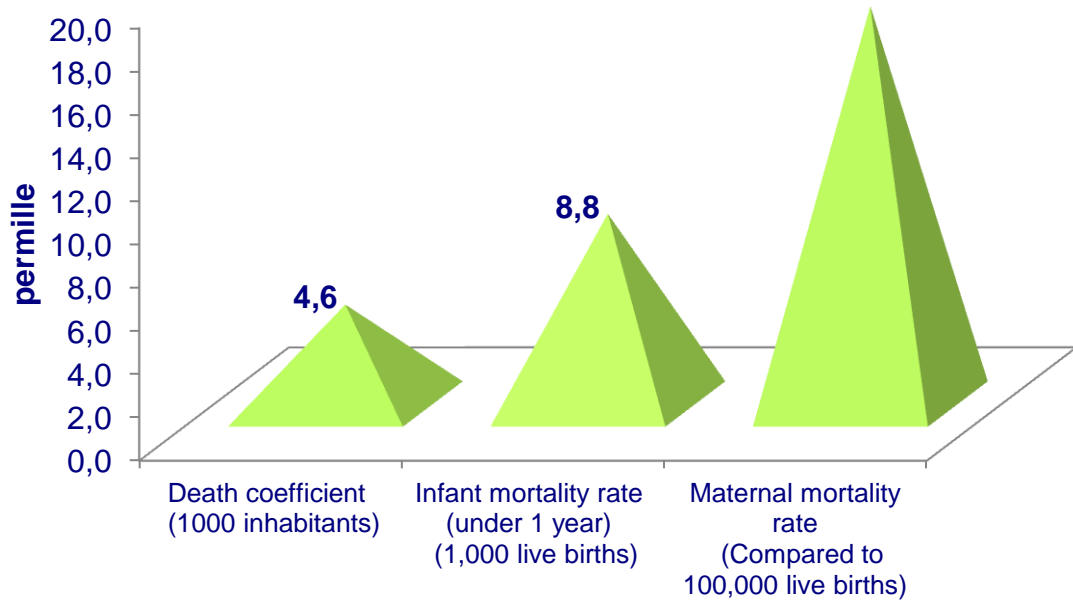


Distribution of deaths by main causes of death
(January-June 2019, in relation to the total number of deaths,%)



Mortality Information

(January-June 2019)



Natural population growth. In January-June 2019, natural population growth amounted to 271.6 thousand people and compared to the same period of 2018, increased by 22.9 thousand people (in January-June 2018 - by 248.7 thousand people).

Natural increase - 271.6 thousand



Marriages. During the period from January to June 2019, the registry offices registered 104.2 thousand marriages. In the republic, the marriage rate per 1000 population was 6.3 permille.

The growth of registered marriages, compared to the same period of 2018, was observed in Tashkent (6.5%), Namangan (by 5.8%), Bukhara (5.0%), Syrdarya (4.0%) and Tashkent (3.4%) regions.

Information on the number of marriages in the Republic of Uzbekistan (January-June)

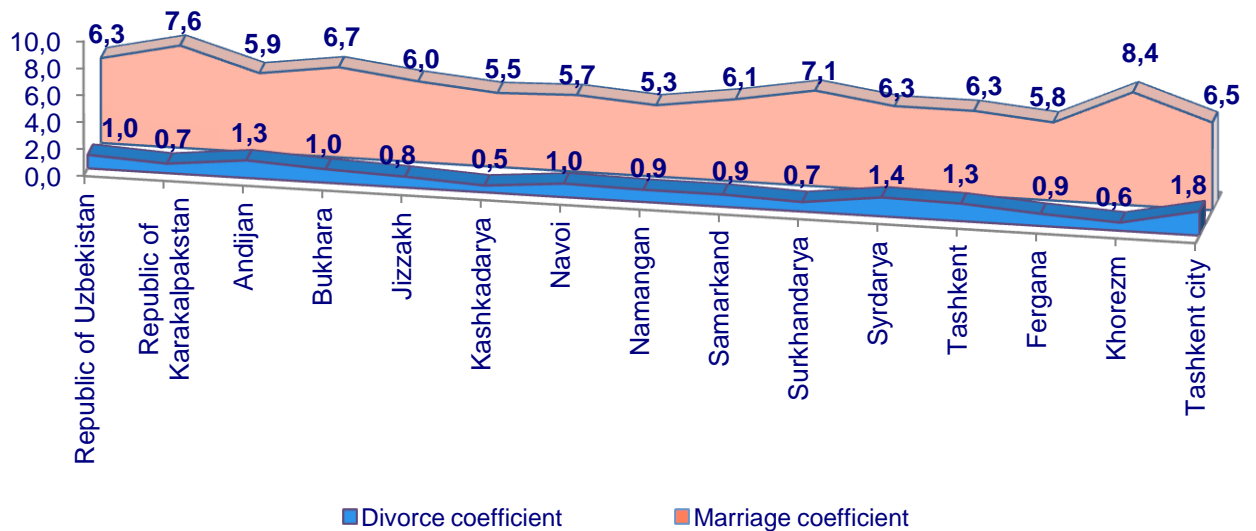


Divorces. For the period from January to June 2019, the registry office registered 16.0 thousand divorces. In the Republic, the divorce rate per 1000 population was 1.0 permille.

The increase in registered divorces compared with the same period of 2018, was observed in Tashkent (by 10.0%) and Namangan region (by 8.3%).

Marriage and divorce rates by region

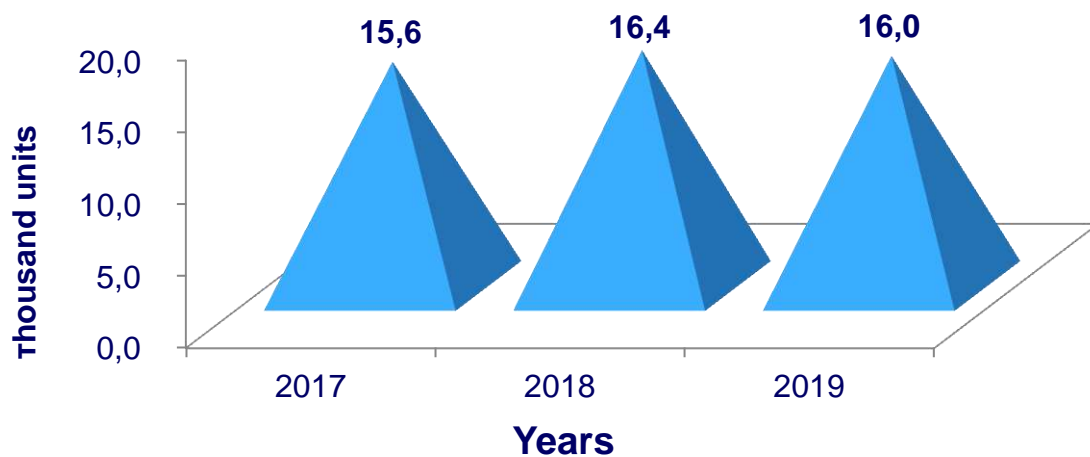
(January-June 2019, per 1000 population, permille)



Compared to the same period of 2018, a decrease was recorded in the Republic of Karakalpakstan (by 14.3%), Kashkadarya (by 11.1%) and Samarkand (by 10.5%) regions.

The number of divorces in the Republic of Uzbekistan

(January-June)



Migration. In January-June 2019, the number of arrivals was 78.9 thousand people (internal - 77.5 thousand people, external - 1.4 thousand people), and the number of departures - 82.4 thousand people (internal - 77, 5 thousand people, external - 4.9 thousand people). The migration balance reached minus 3.5 thousand people and, in the same period of 2018, minus 6.2 thousand people.

Population migration

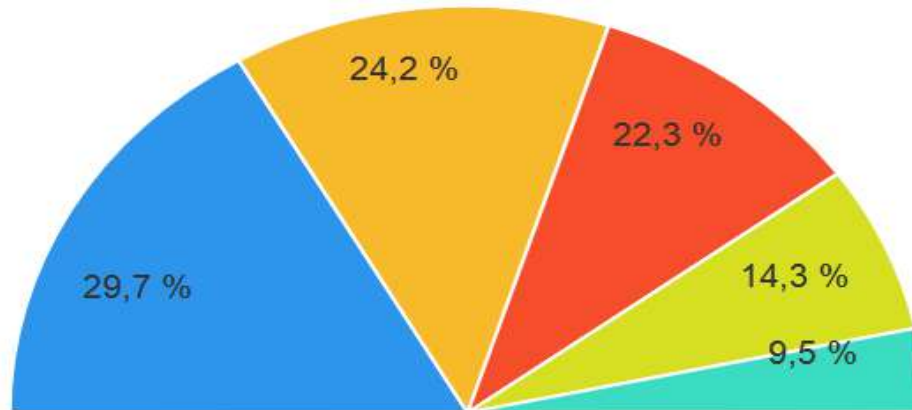
thousand people

	<i>January-June 2018</i>	<i>January-June 2019</i>
Arrivals	83,9	78,9
Departures	90,1	82,4
Migration balance	6,2	3,5

High migration balance accounts for on Kashkadarya (minus 3.3 thousand people), Samarkand region (minus 2.5 thousand people) regions and the Republic of Karakalpakstan (minus 1.7 thousand people).

The positive balance of migration was noted in Tashkent (plus 12.9).

Distribution of arrivals from abroad to the Republic of Uzbekistan
(January-June 2019 to the total number of arrivals from abroad, %)



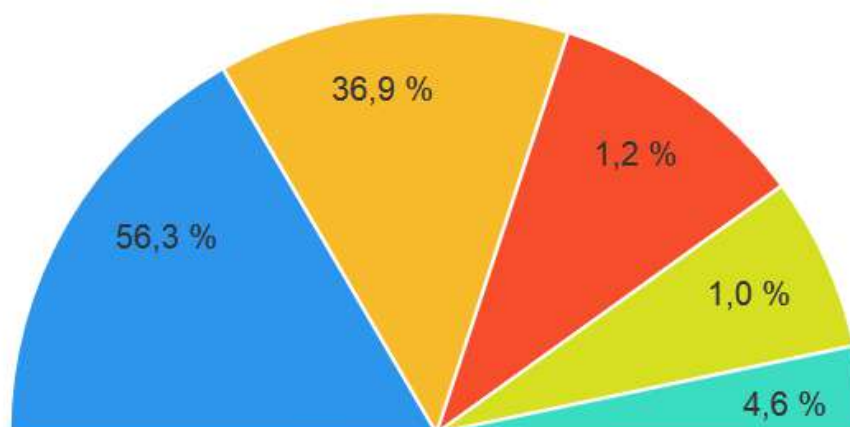
● Kazakhstan ● Tajikistan ● Russia ● Kyrgyzstan ● Other countries



Number of arrivals in Uzbekistan permanent residence from abroad - 1361 people



Distribution of departed abroad from the Republic of Uzbekistan
(January-June 2019 to the total number of departures abroad, %)



● Kazakhstan ● Russia ● USA ● Israil ● other countries



The number of departures from Uzbekistan permanent residence abroad - 4847 people

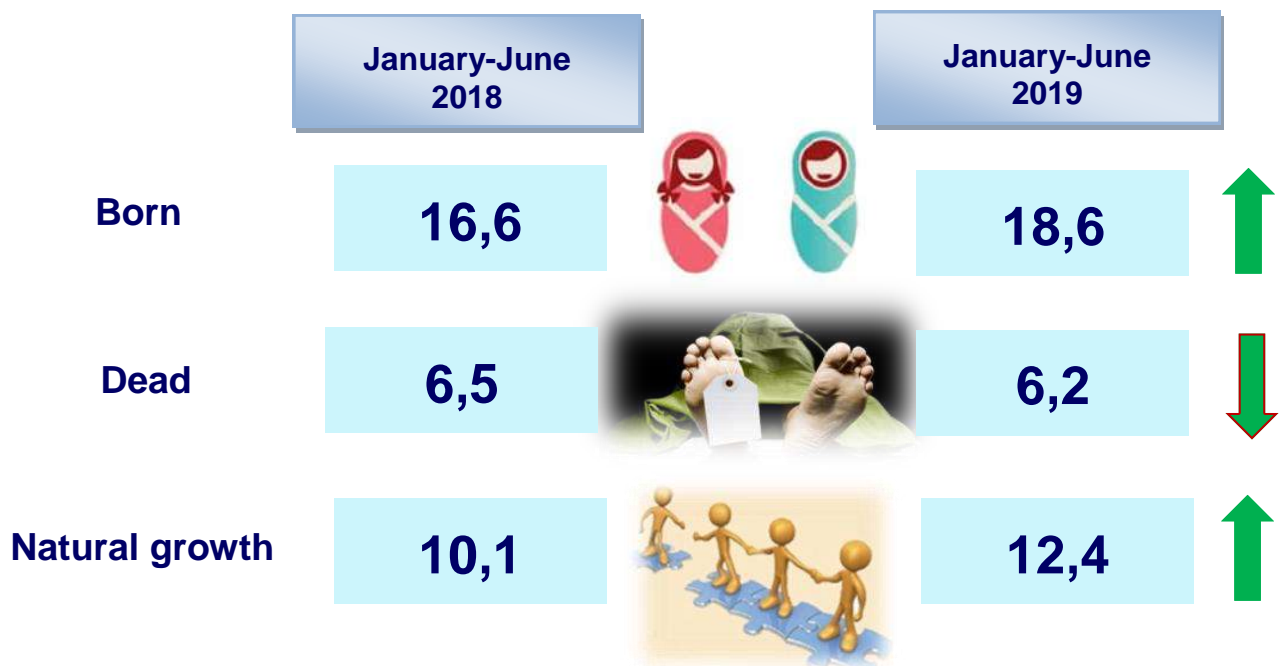


The demographic situation in the capital. As of On July 1, 2019, in the capital of the Republic of Uzbekistan - Tashkent, the number of the resident population was 2538.4 thousand people and, from the beginning of the year, it increased by 28.5 thousand people, or 1.1%.

In January-December 2019, 23.3 thousand children were born. The birth rate per 1000 population was 18.6 permille and, compared to the same period in 2018, increased by 2.0 permille (in 2018 - 16.6 permille).

The number of deaths in January-June 2019 was 7.7 thousand people, of whom 267 are children who died before the age of 1 year. The mortality rate was 6.2 permille and, compared to from the same period of 2018, decreased by 0.3 per thousand (in 2018, -6.5 permille).

Natural movement in Tashkent
(per 1000 population, per mille)



The natural increase in the population of the capital amounted to 15.6 thousand people and, compared to the same period in 2018, increased by 3.2 thousand (in 2018 - 12.4 thousand people).

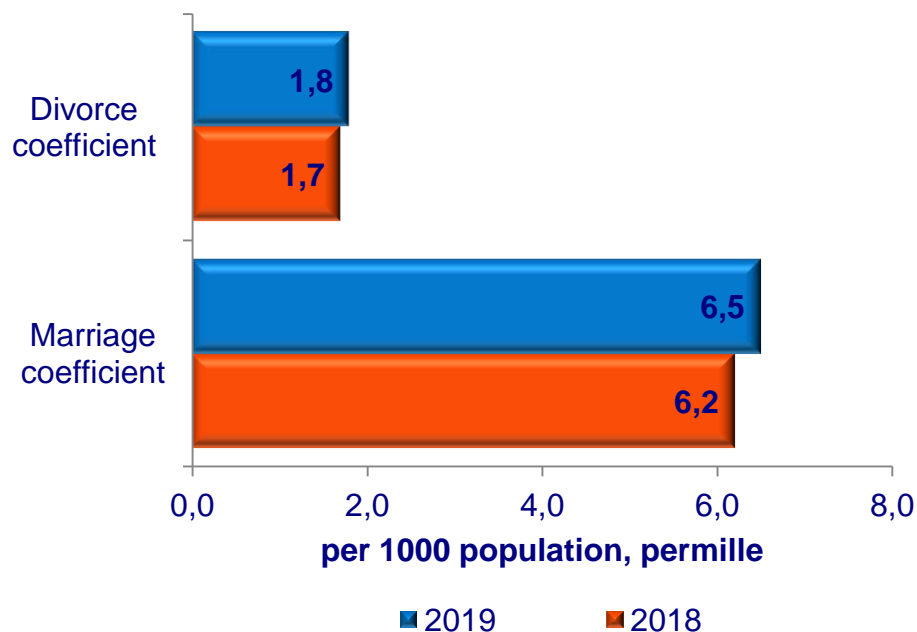
In January-June 2019, the civil registry offices registered 8.2 thousand marriages and 2.2 thousand divorces.

The marriage rate per 1000 population was 6.5 permille and, compared to the same period in 2018, increased by 0.3 permille (in 2018 - 6.2 permille).

The divorce rate per 1000 population was 1.8 permille and, compared to the same period of 2018, increased by 0.1 permille (in 2018 - 1.7 permille).

Coefficient of marriage and divorce rate in Tashkent

(per 1000 population, January-June)



Department of Demography and Labor Statistics
(71) 230-80-65